

# PRODUCT DATASHEET

## FL 50 SN P 41W 6KLM 830 PS SY100 WT

FLOODLIGHT SENSOR 50 | Floodlight with flexible motion and daylight sensor, up to 6000 lm



PERFOR-  
MANCE  
CLASS

### Areas of application

- Replacement for floodlights with halogen lamps
- Outdoor use (IP65)
- D-sign according to EN 60598-2-24 for fire-risk commercial unit, e.g. by accumulation of dust
- Public areas
- Building facades
- Construction areas
- Parking
- Gardens and balconies

### Product benefits

- Demand optimized illumination due to flexible and programmable sensor
- Easy adjustment of sensor range, daylight detection, hold time and dimming function
- Always-on override, activated via special mains switching pattern
- Breather membrane to optimize air exchange, without compromising IP protection
- Highly versatile due to selectable power steps (Multi Lumen) on the housing
- Robust cable gland with integrated waterstop function
- Safe and very uniform illumination, due to frosted and tempered glass diffuser
- Bright, robust and durable
- Energy savings of up to 90 % compared to halogen lamp floodlights
- No upper light output ratio (ULOR 0%) when mounted at 0° tilt

### Product features

- Flexible motion and daylight sensor
- Sensor with 350° pan and 200° tilt
- High luminous efficacy: up to 145 lm/W
- Type of protection: IP65
- Pre-installed, flexible 1 m cable (H05RN-F), wrapped 3 x 1.0 mm<sup>2</sup> single wires
- Reflector-based, symmetric light distribution with 100° x 100° beam angle
- Mounting bracket with 30° angle and wide rotation area
- Integrated voltage driver, suitable for 220 - 240 V AC

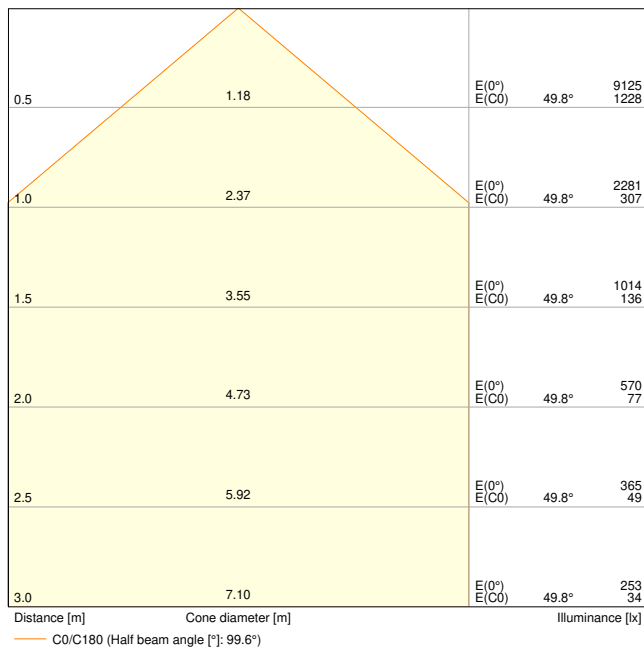
## TECHNICAL DATA

### Electrical data

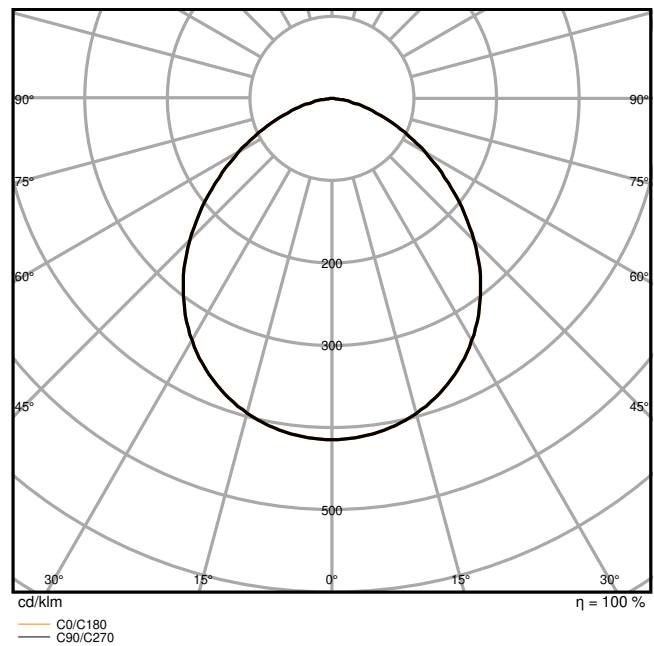
Nominal wattage	41 W / 27 W
Nominal voltage	220...240 V
Mains frequency	50...60 Hz
Nominal current	185/130 mA
Inrush current	37.96 A
Inrush current time $T_{h50}$	33.8 $\mu$ s
Max. number of luminaires per miniature circuit breaker B16	19
Max. number of luminaires per miniature circuit breaker C10	15
Max. number of luminaires per miniature circuit breaker C16	25
Power factor $\lambda$	> 0.90
Total harmonic distortion	< 20 %
Protection class	I
Surge capability (L-N)	4 kV
Surge capability (L/N-Ground)	6 kV
Operating mode	Integrated LED driver

### Photometrical data

Luminous flux	5500 lm / 3670 lm
Luminous efficacy	133 lm/W
Color temperature	3000 K
Light color (designation)	Warm White
Color rendering index Ra	80
Standard deviation of color matching	5 sdc <sub>m</sub>
Stroboscope effect metric (SVM)	≤0.9
Photobiological safety group acc. to EN62778	RG1
Photobiological safety group acc. to EN62471	RG1
Beam angle	100 ° x 100 °



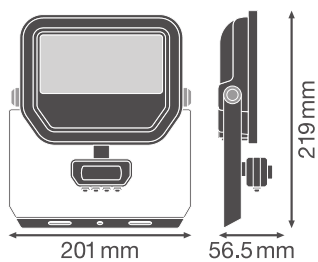
FL 50 SN P 41W 6KLM 830 PS SY100 WT



FL 50 SN P 41W 6KLM 830 PS SY100 WT

### Dimensions & Weight

Length	201.00 mm
Width	57.00 mm
Height	219.00 mm
Product weight	888.00 g
Cable length	1000 mm



FL 50 SN SY100

### Materials & Colors

Product color	White
Housing color	White

Body material	Aluminum
Cover material	Glass
Light emitting surface material	Glass
Glow Wire Test according to IEC 60695-2-12	650 °C
Mercury content	0.0 mg

### Application & Mounting

Ambient temperature range	-30...+50 °C
Temperature range at storage	-40...+70 °C
Type of connection	Cable, 3-pole
Type of protection	IP65
Protection class IK (shock resistance)	IK05
Corrosion resistance class acc. to EN 12944	C4
Dimmable	No
Mounting type	Surface
Mounting location	Wall / Ceiling
Application environment	Outdoor
Adjustable	Yes
Replaceable light source (EPREL)	Not replaceable
With light source	Yes

### Lifespan

Lifespan L70/B50 at 25 °C	100000 h <sup>1)</sup>
Lifespan L80/B10 at 25 °C	75000 h <sup>1)</sup>
Lifespan L80/B50 at 25 °C	70000 h
Lifespan L90/B10 at 25 °C	35000 h

<sup>1)</sup> t[h]: L70 / B50 @ 25 °C (Ta), t[h]: L80 / B10 @ 25 °C (Ta), t[h]: L90 / B10 @ 25 °C (Ta)

### Control gear

Output current	320 mA
ECG - Output ripple current	< 20 %

### Sensor

Type of sensor	Motion / Light
Sensor technology	Passive infrared (PIR)
Sensor detection angle	40 °...160 °
Sensor controlled switching time	10 s...12 min
Detection range of motion sensor	2...12 m
Detection threshold of daylight sensor	10...2000 lx

Sensor IP rating	IP65
------------------	------

Certificates & Standards

Standards	CE / CB / ENEC / EAC / UKCA / EPD
Luminaire with limited surface temperature, "D sign"	Yes
Ball shot safe	No
EPD	LEDV-00031-V01.01-EN








Additional product data





Added function	MULTI SELECT
----------------	--------------







Safety advice

– Max. wind load surface 0.027 m<sup>2</sup>

DOWNLOAD DATA

Documents and certificates		Document name
	User Instruction / Safety Instructions	G11193708_UI_Floodlight_Sensor
	Legal information	LI_JP_L1D1_T_G11195894
	Legal information	Insert_LSI_Floodlight_Sensor_Photocell_G11195969
	Legal information	Informationstext 18 Abs 4 ElektroG
	Legal information	Safety Insert G11205495
	Declarations of conformity	FLOODLIGHT GEN4
	Declarations Of Conformity UKCA	FLOODLIGHT GEN4

Photometric and lighting design files		Document name
	IES file (IES)	FL 50 SN P 41W 6KLM 830 PS SY100 WT
	LDT file (Eulumdat)	FL 50 SN P 41W 6KLM 830 PS SY100 WT
	ULD file (DIALux)	FL 50 SN P 41W 6KLM 830 PS SY100WT
	ROLF file (RELUX)	FL 50 SN P 41W 6KLM 830 PS SY100WT

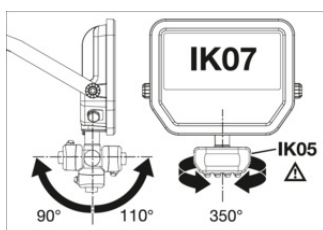
Photometric and lighting design files		Document name
	UGR file (UGR table)	FL 50 SN P 41W 6KLM 830 PS SY100 WT
	LDC typ cone	FL 50 SN P 41W 6KLM 830 PS SY100 WT
	LDC typ polar	FL 50 SN P 41W 6KLM 830 PS SY100 WT
CAD/BIM files		Document name
	BIM_Revit_3D	Floodlight Sensor G4
	CAD_STEP_3D	FL G4 SEN 41W
Tender texts		Document name
	Tender documents	FLOODLIGHT SENSOR 50 41W 6KLM 830 PS SY100 WT-EN



LOGISTICAL DATA

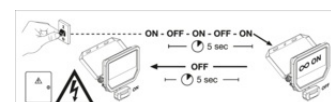
Product code	Packaging unit (Pieces/Unit)	Dimensions (length x width x height)	Gross weight	Volume
4099854306822	Folding box 1	69 mm x 206 mm x 229 mm	985.00 g	3.26 dm <sup>3</sup>
4099854306839	Shipping box 8	426 mm x 292 mm x 254 mm	8493.00 g	31.60 dm <sup>3</sup>

The mentioned product code describes the smallest quantity unit which can be ordered. One shipping unit can contain one or more single products. When placing an order, for the quantity please enter single or multiples of a shipping unit.

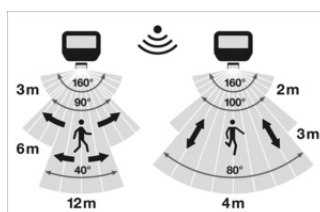
ADDITIONAL CATALOG INFORMATION



		
FL 50 SN P 41W 6KLM 830 PS SY100	4 W / 100 lm	8 W / 170 lm
FL 70 SN P 41W 6KLM 830 PS SY100	6 W / 150 lm	8 W / 170 lm
FL 20 SN P 17W 2KLM 830 PS SY100	11 W / 1480 lm	17 W / 2000 lm
FL 20 SN P 17W 2KLM 830 PS SY100	11 W / 1400 lm	17 W / 2000 lm
FL 30 SN P 41W 6KLM 830 PS SY100	27 W / 2670 lm	41 W / 4000 lm
FL 50 SN P 41W 6KLM 830 PS SY100	27 W / 4000 lm	41 W / 6000 lm



LUX	DIM	TIME	SENS
<10 lx	0%	- 10sec ± 3sec	OFF
<100 lx	20%	- 1min ± 30sec	- 2m
<2000 lx	>10 lx ON	- 30min ± 1min	- 8m
>2000 lx	>10 lx OFF	- 12min ± 3min	- 12m



References / Links

- For Guarantee see [www.ledvance.com/guarantee](http://www.ledvance.com/guarantee)

---

## DISCLAIMER

Subject to change without notice. Errors and omission excepted. Always make sure to use the most recent release.