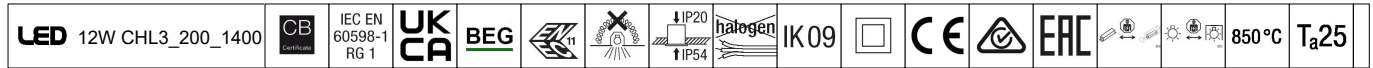


Chalice 3

THORN

96108665 CHAL3 200 1400-840 EHF RSB



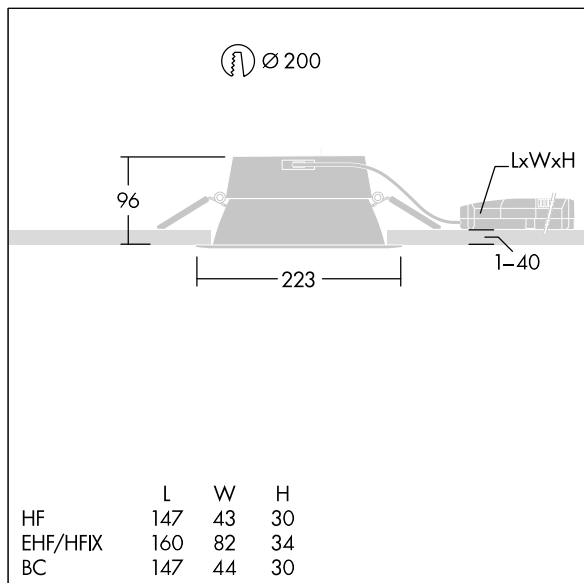
Chalice 3

A highly efficient and sustainable LED downlight with low height. Suitable for mounting in ceiling thicknesses of 1 to 40 mm and Ø200mm cut-out with spring clips. Remote, pluggable, Fixed output LED driver with DC functionality, adjustable 50-100%, NFC configurable. Loop in - loop out possible. Body: Die-cast aluminium for highly efficient thermal management with recycling content >90%. Diffuser: polycarbonate. Reflector and trim: polycarbonate smooth reflector in satinbrite finish with wide beam. Class II electrical, IP54_IP20. Complete with 4000K LED

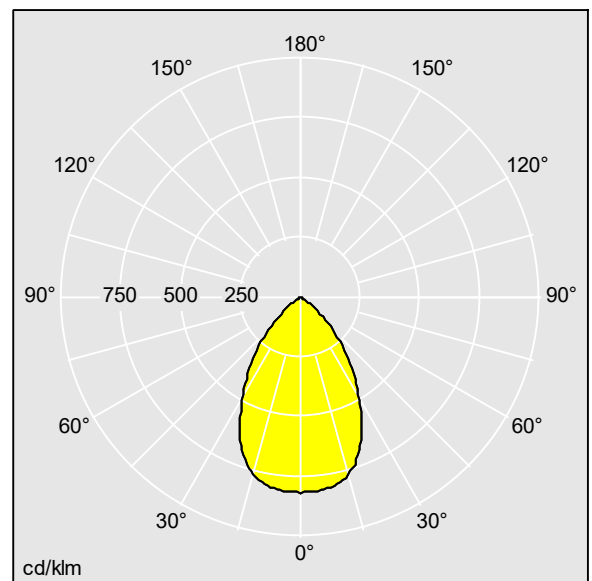
Dimensions: Ø223 x 96 mm
 Luminaire input power: 11.6 W
 Luminaire luminous flux: 1460 lm
 Luminaire efficacy: 126 lm/W
 Weight: 0.94 kg



TLG_CHAL3_F_200_RSB.jpg



TLG_CHAL3_M_EHF200.wmf



TLG_CHAL3_200_1400-840_EHF_RSB.ltd

Lamp position: STD - standard
 Light Source: LED
 Luminaire luminous flux*: 1460 lm
 Luminaire efficacy*: 126 lm/W
 Colour Rendering Index min.: 80
 Ballast: 1 x 28003812 LC 25/200-650/38 NF SR EXC3
 Correlated colour temperature*: 4000 Kelvin

Chromaticity tolerance (initial MacAdam): 3
 Rated median useful life*:
 L90 50000 h at 25 °C
 Luminaire input power*: 11.6 W Power factor = 0.8
 Control: FIX
 Maintenance category CIE 97: C - Closed Top Reflector
 Total harmonic distortion (THD): 14.60 %
 LOR: 1,00 ULOR: 0,00 DLOR: 1,00

This product contains a light source of energy efficiency class C.

All values marked with an * are rated values. Thorn uses tried and tested components from leading suppliers, however there may be isolated instances of technology-related failures of individual LEDs during the rated product lifetime. International standards set the tolerance in initial flux and connected load at ±10%. Unless stated otherwise, the values apply to an ambient temperature of 25°C. Risk group