



# TL-M Rapid Start Standard Colours

TL-M RS 65W/33-640 1SL

The TL-M RS (Rapid Start) lamp (tube diameter 38 mm) has an external silicon coating and an external ignition strip. It is suitable for situations where low temperatures and high humidity require fast and stable ignition but color rendering is not important. Rapid Start lamps can be ignited without a starter.

## Product data

### • General Characteristics

System Description	Rapid Start
Cap-Base	G13 [Medium Bi-Pin Fluorescent]
Bulb	T12 [38 mm]
Life to 50% failures EM	13000 hr

### • Light Technical Characteristics

Color Code	33-640
Color Rendering Index	63 Ra8
Color Designation (text)	Cool White
Color Temperature	4100 K
Luminous Flux Lamp EM	4750 Lm
Luminous Efficacy Lamp EM	74 Lm/W
Lumen Maintenance 2000h	90 %
Lumen Maintenance 5000h	81 %
Lumen Maintenance 10000h	73 %
Lumen Maintenance 15000h	69 %
Luminance Average EM	0.96 cd/cm <sup>2</sup>
Chromaticity Coordinate X	377 -
Chromaticity Coordinate Y	381 -

### • Electrical Characteristics

Lamp Wattage	65 W
--------------	------

Lamp Wattage EM	64.0 W
Lamp Voltage	110 V
Lamp Current EM	0.670 A
Dimmable	Yes

### • Environmental Characteristics

Energy Efficiency Label (EEL)	A
Mercury (Hg) Content	8.0 mg
Energy consumption kWh/1000h	74 kWh

### • Product Dimensions

Base Face to Base Face A	1500 (max) mm
Insertion Length B	1504.7 (min), 1507.1 (max) mm
Overall Length C	1514.2 (max) mm
Diameter D	40.5 (max) mm

### • Product Data

Order code	928031003371
Full product code	928031003371
Full product name	TL-M RS 65W/33-640 1SL
Order product name	TL-M RS 65W/33-640 1SL/25
Pieces per pack	1
Packing configuration	25
Packs per outerbox	25
Bar code on pack - EAN1	8711500724861
Bar code on outerbox - EAN3	8711500724878
Logistic code(s) - 12NC	928031003371

**PHILIPS**

# TL-M Rapid Start Standard Colours

ILCOS code

FD-65/41/2B-LC/P-G13


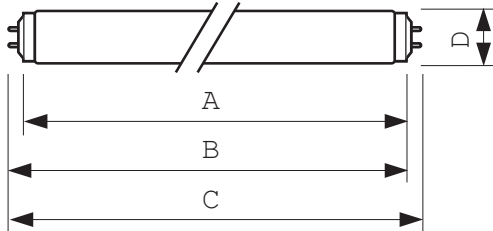
Net weight per piece

344.200 gr

## Dimensional drawing

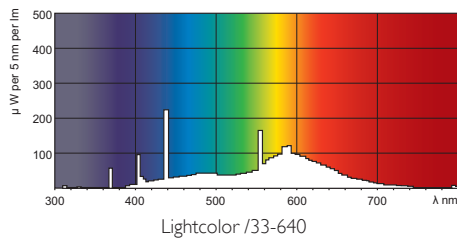
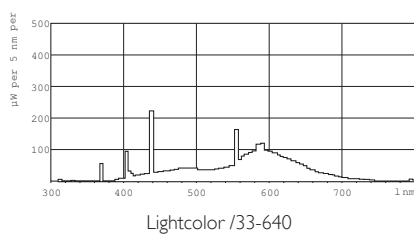
### TL-M RS 65W/33-640 1SL

Product	A (Max)	B (Min)	B (Max)	C (Max)	D (Max)
TL-M 65W/33-640 RS	1500	1504.7	1507.1	1514.2	40.5



G13

## Photometric data



© 2013 Koninklijke Philips N.V. (Royal Philips)  
All rights reserved.

Specifications are subject to change without notice. Trademarks are the property of Koninklijke Philips N.V. (Royal Philips) or their respective owners.

[www.philips.com/lighting](http://www.philips.com/lighting)

2013, October 10  
data subject to change