



MASTER PL-L 4 Pin

MASTER PL-L 18W/865/4P 1CT

MASTER PL-L is a medium to high-wattage linear compact fluorescent lamp, typically used for general-illumination ceiling luminaires in retail, hospitality and office applications demanding higher lighting levels. The original Philips-invented bridge technology guarantees optimum performance in the application, enabling more light and higher efficacy than the bended technology. It is designed for operation on electromagnetic as well as electronic HF control gear and is provided with a plug-in/pull-out lamp base.

Product data

• General Characteristics

| | |
|--------------------------------|----------|
| System Description | - |
| Cap-Base | 2G11 |
| Cap-Base Information | 4P |
| Life to 10% failures EM | 10000 hr |
| Life to 10% fail Preheat EL,3h | 14000 hr |
| Life to 10% fail Nonpreh EL,3h | 7500 hr |
| Life to 50% failures EM | 15000 hr |
| Life to 50% fail Preheat EL,3h | 20000 hr |
| Life to 50% fail Nonpreh EL,3h | 10000 hr |
| LSF HF Preheat 2000h Rated,3h | 99 % |
| LSF HF Preheat 4000h Rated,3h | 99 % |
| LSF HF Preheat 6000h Rated,3h | 98 % |
| LSF HF Preheat 8000h Rated,3h | 97 % |
| LSF HF Preheat 12000h Rated,3h | 94 % |
| LSF HF Preheat 16000h Rated,3h | 82 % |
| LSF HF Preheat 20000h Rated,3h | 50 % |
| LSF EM 2000h Rated, 3h cycle | 99 % |
| LSF EM 4000h Rated, 3h cycle | 98 % |
| LSF EM 6000h Rated, 3h cycle | 96 % |

| | |
|------------------------------|------|
| LSF EM 8000h Rated, 3h cycle | 94 % |
| LSF EM 12000h Rated,3h cycle | 80 % |

• Light Technical Characteristics

| | |
|--------------------------------|--------------------|
| Color Code | 865 [CCT of 6500K] |
| Color Rendering Index | 80 Ra8 |
| Color Designation (text) | Cool Daylight |
| Color Temperature | 6500 K |
| Lum Flux Rated EM 25°C,horiz | 1170 Lm |
| Lum Flux Nominal EM 25°C,horiz | 1200 Lm |
| Luminous Flux EL 25°C, Rated | 1170 Lm |
| Luminous Flux EL 25°C, Nominal | 1200 Lm |
| Lum Flux Rated HF 25°C,horiz | 1170 Lm |
| Lum Flux Nominal HF 25°C,horiz | 1200 Lm |
| Lum Efficacy Rated EM 25°C,hor | 5 Lm/W |
| Lum Efficacy Rated HF 25°C,hor | 5 Lm/W |
| LLMF HF 2000h Rated | 94 % |
| LLMF HF 4000h Rated | 93 % |
| LLMF HF 6000h Rated | 92 % |
| LLMF HF 8000h Rated | 91 % |

MASTER PL-L 4 Pin

| | |
|---------------------------|-------|
| LLMF HF 12000h Rated | 90 % |
| LLMF HF 16000h Rated | 88 % |
| LLMF HF 20000h Rated | 87 % |
| LLMF EM 2000h Rated | 93 % |
| LLMF EM 4000h Rated | 91 % |
| LLMF EM 6000h Rated | 90 % |
| LLMF EM 8000h Rated | 89 % |
| LLMF EM 12000h Rated | 87 % |
| Design Temperature | 30 °C |
| Chromaticity Coordinate X | 305 - |
| Chromaticity Coordinate Y | 325 - |

• Electrical Characteristics

| | |
|----------------------------------|---------|
| Lamp Wattage | 18 W |
| Lamp Wattage EM 25°C, Nominal | 18 W |
| Lamp Wattage EM 25°C, Rated | 18.0 W |
| Lamp Wattage EL 25°C, Rated | 18.0 W |
| Lamp Wattage EL 25°C, Nominal | 18 W |
| Lamp Voltage EM 25°C | 58 V |
| Lamp Voltage EL 25°C | 50 V |
| Lamp Current EM 25°C | 0.375 A |
| Lamp Current EL 25°C | 0.320 A |

Dimmable Yes

• Environmental Characteristics

| | |
|-------------------------------|--------|
| Energy Efficiency Label (EEL) | B |
| Mercury (Hg) Content | 2.0 mg |

• Measuring Conditions

• Product Dimensions

| | |
|--------------------------|----------------|
| Base Face to Base Face A | 194.2 (max) mm |
| Insertion Length B | 220 (max) mm |
| Overall Length C | 226.6 (max) mm |
| Diameter D | 39.0 (max) mm |
| Diameter D1 | 18.0 (max) mm |

• Product Data

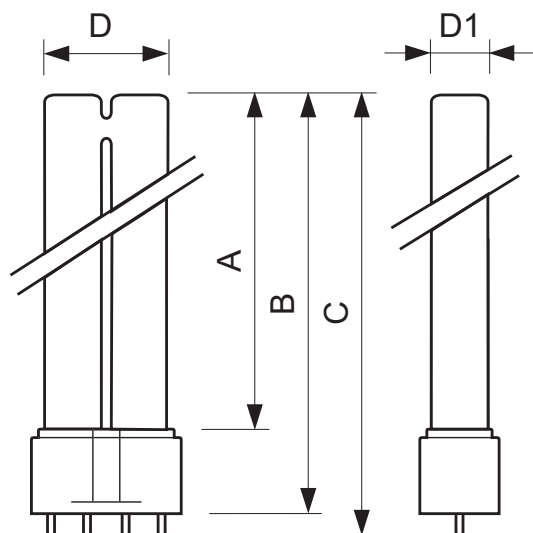
| | |
|-----------------------------|-------------------------------|
| Order code | 927903086572 |
| Full product code | 927903086572 |
| Full product name | MASTER PL-L 18W/865/4P 1CT |
| Order product name | MASTER PL-L 18W/865/4P 1CT/25 |
| Pieces per pack | 1 |
| Packing configuration | 25 |
| Packs per outerbox | 25 |
| Bar code on pack - EAN1 | 8711500635143 |
| Bar code on outerbox - EAN3 | 8711500635150 |
| Logistic code(s) - 12NC | 927903086572 |
| ILCOS code | FSD-18/65/1B-E-2G11 |
| Net weight per piece | 60.900 gr |

Warnings and Safety

- Lamp light technical and electrical characteristics are influenced by operating conditions, i.e. lamp ambient temperature and operating position as well as applied control gear

- Shorter lamp life when often switching and not well pre-heated electrodes

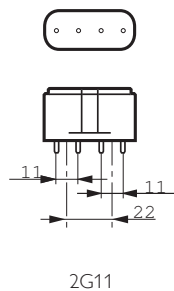
Dimensional drawing



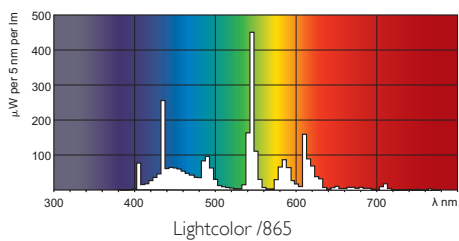
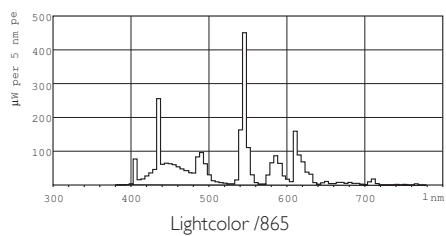
MASTER PL-L 18W/865/4P 1CT

| Product | A (Max) | B (Max) | C (Max) | D (Max) | D1 (Max) |
|-----------------|---------|---------|---------|---------|----------|
| PL-L 18W/865/4P | 194.2 | 220 | 226.6 | 39.0 | 18.0 |

Dimensional drawing



Photometric data



© 2013 Koninklijke Philips N.V. (Royal Philips)
All rights reserved.

Specifications are subject to change without notice. Trademarks are the property of Koninklijke Philips N.V. (Royal Philips) or their respective owners.

www.philips.com/lighting

2013, October 9
data subject to change