



MASTER PL-C Xtra 4 Pin

MASTER PL-C Xtra 26W/830/4P 1CT

MASTER PL-C Xtra is an efficient compact fluorescent lamp, typically used in general downlights for retail, hospitality and office applications. MASTER PL-C Xtra lamps furthermore provide significantly lower operating costs thanks to their lifetime, which is more than double that of a standard MASTER PL-C lamp, and their very low early failure rate. The original Philips-invented bridge technology guarantees optimum performance in the application, enabling more light and higher efficacy than the bended technology. The 4-pin version is designed for operation on electronic HF control gear with integrated pre-heat and is provided with a plug-in/pull-out lamp base.

Product data

• General Characteristics

Cap-Base	G24q-3
Cap-Base Information	4P
Life to 10% failures EM	12000 hr
Life to 10% fail Preheat EL,3h	20000 hr
Life to 10% fail Nonpreh EL,3h	6000 hr
Life to 50% failures EM	16000 hr
Life to 50% fail Preheat EL,3h	33000 hr
Life to 50% fail Nonpreh EL,3h	9000 hr
LSF HF Preheat 2000h Rated,3h	99 %
LSF HF Preheat 4000h Rated,3h	98 %
LSF HF Preheat 6000h Rated,3h	97 %
LSF HF Preheat 8000h Rated,3h	96 %
LSF HF Preheat 12000h Rated,3h	95 %
LSF HF Preheat 16000h Rated,3h	94 %
LSF HF Preheat 20000h Rated,3h	90 %

• Light Technical Characteristics

Color Code	830 [CCT of 3000K]
Color Rendering Index	82 Ra8
Color Designation (text)	Warm White

Color Temperature	3000 K
Luminous Flux EM 25°C, Rated	1800 Lm
Luminous Flux EM 25°C, Nominal	1800 Lm
Luminous Flux EL 25°C, Rated	1800 Lm
Luminous Flux EL 25°C, Nominal	1800 Lm
Lum Efficacy Rated EM 25°C	75 Lm/W
Lum Efficacy Rated HF 25°C	75 Lm/W
LLMF HF 2000h Rated	92 %
LLMF HF 4000h Rated	88 %
LLMF HF 6000h Rated	86 %
LLMF HF 8000h Rated	84 %
LLMF HF 12000h Rated	81 %
LLMF HF 16000h Rated	79 %
LLMF HF 20000h Rated	78 %
Design Temperature	28 C
Chromaticity Coordinate X	435 -
Chromaticity Coordinate Y	400 -

• Electrical Characteristics

Lamp Wattage	26 W
--------------	------

MASTER PL-C Xtra 4 Pin

Lamp Wattage EM 25°C, Nominal	26 W
Lamp Wattage EM 25°C, Rated	26.0 W
Lamp Wattage EL 25°C, Rated	24.0 W
Lamp Wattage EL 25°C, Nominal	26 W
Lamp Voltage EM 25°C	105 V
Lamp Voltage EL 25°C	80 V
Lamp Current EM 25°C	0.325 A
Lamp Current EL 25°C	0.300 A
Dimmable	Yes

• Environmental Characteristics

Energy Efficiency Label (EEL)	A
Mercury (Hg) Content	3.0 mg
Energy consumption kWh/1000h	29 kWh

• Product Dimensions

Base Face to Base Face A	130.7 (max) mm
-----------------------------	----------------

Insertion Length B	149.0 (max) mm
Overall Length C	163.9 (max) mm
Diameter D	27.1 (max) mm
Diameter D1	27.1 (max) mm

• Product Data

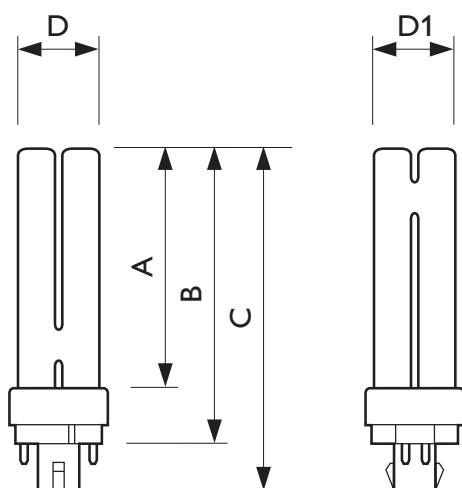
Order code	927906383014
Full product code	927906383014
Full product name	MASTER PL-C Xtra 26W/830/4P 1CT
Order product name	MASTER PL-C Xtra 26W/830/4P 1CT/5X10CC
Pieces per pack	1
Packing configuration	5X10CC
Packs per outerbox	50
Bar code on pack - EAN1	8711500898890
Bar code on inter- mediate packing - EAN2	8711500898906
Bar code on outerbox - EAN3	8711500898913
Logistic code(s) - 12NC	927906383014
ILCOS code	FSQ-26/30/1B-E-G24q=3
Net weight per piece	60.400 gr

- Shorter lamp life when often switching and not well pre-heated electrodes

Warnings and Safety

- Lamp light technical and electrical characteristics are influenced by operating conditions, i.e. lamp ambient temperature and operating position as well as applied HF control gear

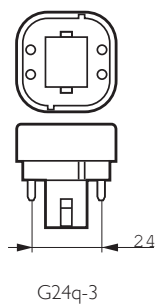
Dimensional drawing



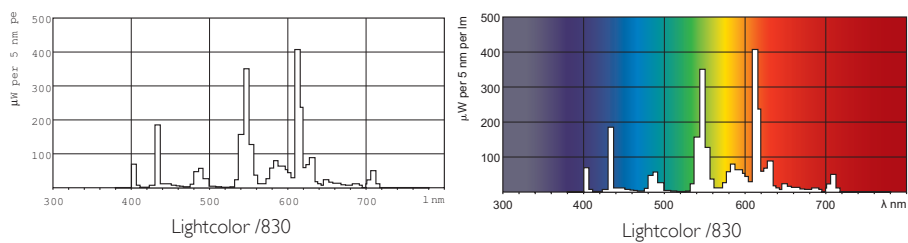
MASTER PL-C Xtra 26W/830/4P 1CT

Product	A (Max)	B (Max)	C (Max)	D (Max)	D1 (Max)
PL-C Xtra 26W/830/4P	130.7	149.0	163.9	27.1	27.1

Dimensional drawing



Photometric data



© 2013 Koninklijke Philips N.V. (Royal Philips)
All rights reserved.

Specifications are subject to change without notice. Trademarks are the property of Koninklijke Philips N.V. (Royal Philips) or their respective owners.

www.philips.com/lighting

2013, June 27
data subject to change