



# MASTERColour CDM-T Elite

MASTERColour CDM-T Elite 70W/942 G12 1CT

Single-ended, very high-efficiency, long-life Ceramic Metal Halide discharge lamp producing crisp white sparkling light with high color rendering

## Product data

### • General Information

|                            |                                   |
|----------------------------|-----------------------------------|
| Cap-Base                   | G12 [ G12]                        |
| Operating Position         | UNIVERSAL [ Any or Universal (U)] |
| Life To 5% Failures (Nom)  | 9000 h                            |
| Life To 10% Failures (Nom) | 10000 h                           |
| Life To 20% Failures (Nom) | 12000 h                           |
| Life To 50% Failures (Nom) | 15000 h                           |
| ANSI Code HID              | C139/E                            |

### • Light Technical

|                                    |                     |
|------------------------------------|---------------------|
| Color Code                         | 942 [ CCT of 4200K] |
| Luminous Flux (Rated) (Nom)        | 7500 lm             |
| Color Designation                  | Cool White (CW)     |
| Lumen Maintenance 1000 h (Nom)     | 91 %                |
| Lumen Maintenance 12000 h (Nom)    | 79 %                |
| Lumen Maintenance 10000 h (Nom)    | 80 %                |
| Lumen Maintenance 2000 h (Nom)     | 88 %                |
| Lumen Maintenance 4000 h (Nom)     | 85 %                |
| Lumen Maintenance 5000 h (Nom)     | 84 %                |
| Chromaticity Coordinate X (Nom)    | 0.362               |
| Chromaticity Coordinate Y (Nom)    | 0.363               |
| Correlated Color Temperature (Nom) | 4200 K              |

|                                 |          |
|---------------------------------|----------|
| Luminous Efficacy (rated) (Nom) | 100 lm/W |
| Color Rendering Index (Min)     | 88       |
| Color Rendering Index (Nom)     | 91       |

### • Operating and Electrical

|                               |        |
|-------------------------------|--------|
| Power (Rated) (Nom)           | 73 W   |
| Lamp Current (EM) (Nom)       | 0.97 A |
| Ignition Supply Voltage (Min) | 198 V  |
| Re-Ignition Time (Min) (Max)  | 15 min |
| Ignition Time (Max)           | 30 s   |
| Voltage (Max)                 | 93 V   |
| Voltage (Min)                 | 81 V   |
| Voltage (Nom)                 | 87 V   |

### • Controls and Dimming

|                       |       |
|-----------------------|-------|
| Dimmable              | No    |
| Run-Up Time 90% (Max) | 3 min |

### • Mechanical and Housing

|             |       |
|-------------|-------|
| Bulb Finish | Clear |
|-------------|-------|

### • Approval and Application

|                               |    |
|-------------------------------|----|
| Energy Efficiency Label (EEL) | A+ |
|-------------------------------|----|

**PHILIPS**

# MASTERColour CDM-T Elite

Mercury (Hg) Content (Nom) 6.5 mg  
Energy Consumption kWh/1000 h 80 kWh

## • UV

Pet (Niosh) (Min) 8 h/500lx  
Damage Factor D/fc (Max) 0.4

## • Luminaire Design Requirements

Bulb Temperature (Max) 500 °C  
Cap-Base Temperature (Max) 250 °C

Pinch Temperature (Max) 350 °C

## • Product Data

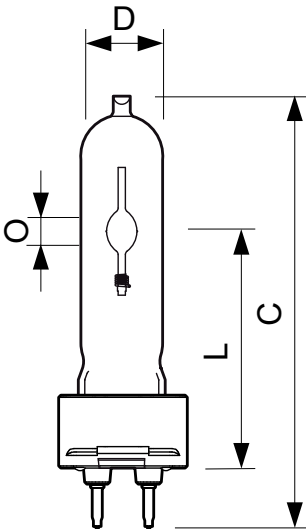
Full product code 871829116362600  
Order product name MASTERColour CDM-T Elite 70W/942 G12 1CT  
EAN/UPC - Product 8718291163626  
Order code 928193705131  
Numerator - Quantity Per Pack 1  
Numerator - Packs per outer box 12  
Material Nr. (12NC) 928193705131  
Net Weight (Piece) 0.028 kg  
ILCOS Code MT/UB-70/942-H-G12-20/90

## Warnings and Safety

- Use only in totally enclosed luminaire, even during testing (IEC61167, IEC 62035, IEC60598)
- The luminaire must be able to contain hot lamp parts if the lamp ruptures
- Use only with electronic control gear. 35W & 70W lamps may also use electromagnetic gear.

- Control gear must include end-of-life protection (IEC61167, IEC 62035)
- A lamp breaking is extremely unlikely to have any impact on your health. If a lamp breaks, ventilate the room for 30 minutes and remove the parts, preferably with gloves. Put them in a sealed plastic bag and take it to your local waste facilities for recycling. Do not use a vacuum cleaner.

## Dimensional drawing




CDM-T Elite 35W - 150W G12

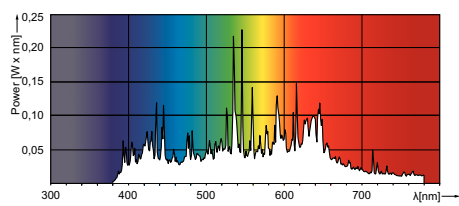
## CDM-T Elite 70W/942 G12

| Product                                  | D     | O       | L     | L     | L     | C      |
|--|-------|---------|-------|-------|-------|--------|
| MASTERColour CDM-T Elite 70W/942 G12 1CT | 20 mm | 7.75 mm | 55 mm | 57 mm | 56 mm | 103 mm |

## Dimensional drawing



## Photometric data



© 2015 Philips Lighting Holding B.V.  
All rights reserved.

Specifications are subject to change without notice. Trademarks are the property of Koninklijke Philips N.V. (Royal Philips) or their respective owners.

[www.philips.com/lighting](http://www.philips.com/lighting)

2015, December 28  
data subject to change