


Flow wall light 34099/06/10

Especially suited for bathroom

Materials



 **PHILIPS** 28W INCL.

2x G9 | max. 40W | 230V | 










 | 193 |  198 |  175 |












IP21 |















Explanation of symbols

Product Features


| | |
|---|--|
|  | Green, environmentally friendly product |
| PHILIPS | Product is supplied with a Philips branded bulb |
|  | Adjustable height |
|  | Product contains moveable parts |
|  | Adjustable height |
|  | Product is only to be used indoors |
|  | Product can be used floor and/or wall mounted (Outdoor) |
|  | Product can be used wall and/or ceiling mounted (Indoor) |
|  | Product can be used surface mounted or recessed |
|  | Product can be mounted horizontally and vertically |

| | |
|---|--|
|  | Product is resistant to maximum 2000 kg |
|  | Product is resistant to human weight |
|  | Product is equipped with Passive Infrared sensor (PIR) |
|  | Product is equipped with solar pannels |
|  | Product is equipped with day-night sensor |
|  | Product is equipped with ... meter wire |
|  | Product can be used with and without shade |
|  | Insulation class I |
|  | Insulation class II |
|  | Insulation class III |
|  | Transformer included/integrated |

Dimmers & Switches

| | |
|--|---|
|  | Product is equipped with on/off switch |
| 2x  | Product is equipped with double on/off switch |
|  33/50W | Product is equipped with double on/off switch (33/50W) |
|  | Product is equipped on/off switch on wire |
| 2x  | Product is equipped with double on/off switch on wire |
|  | Product is equipped with dimmer |
| 2x  | Product is equipped with double dimmer |
|  | Product is equipped with dimmer on wire |
|  | Product is equipped with dimmer and on/off switch |
|  | Product is equipped with dimmer and on/off switch on wire |
|  | Product is equipped with touch-dimmer |
|  | Product is equipped with pull switch |
|  | Product is equipped with pulse switch. This built-in electronic switch senses the pulses of the in-house on/off switch. By using the on/off switch multiple times within a short period (< 10 sec.), the fixture automatically changes between light sources. |

Materials

| | |
|---|-------------------------------|
|  | Glass |
|  | Fabric & Textile |
|  | Wood, Bamboo & Reed |
|  | Leather |
|  | Ceramics & Plaster |
|  | Stone, Polystone & Concrete |
|  | Paper & Cardboard |
| ALU | Aluminium & Diecast aluminium |
| CU | Copper |
| GALV | Galvanised metal |
| INOX | Inox |
| MET | Metal |
| SYN | Synthetics |