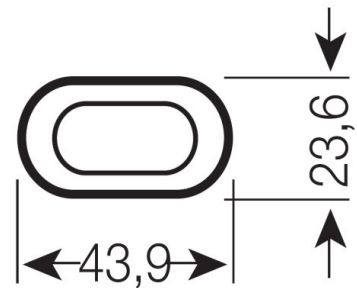


















DULUX L 36 W/840 2G11



Product code 4050300010786

	2G11
	411.0 mm
	17.5 mm
	–
W	36.00 W
lm	2900 lm
	–
	–
	2900 lm
	2900 lm
cd	–
K	4000 K
COLOUR	LUMILUX Cool White
R_a	≥80
t [h]	12000 h
	Yes
V	102 V
Hz	–

	–
	–
	–
	–
	–
Hg	2.3 mg
	A
	40 kWh/1000h

