



# MASTER TL-D Xtreme

MASTER TL-D Xtreme 36W/840 1SL

This MASTER TL-D Xtreme lamp offers extremely long lifetime. This results in extra-low lamp cost over life. It is therefore suitable for places where lamp replacement is expensive, due to high ceilings or disturbance of operations, and applications with long burning cycles, e.g. tunnels, oil rigs, manufacturing lines. It can be operated on existing gear or dedicated HF Xtreme gear.

## Product data

### • General Characteristics

Cap-Base	G13 [Medium Bi-Pin Fluorescent]
Cap-Base Information	Green Plate
Bulb	T8 [26 mm]
Life to 10% failures EM,3 h	40000 hr
Life to 10% fail Preheat EL,3h	66000 hr
Life to 10% fail Nonpreh EL,3h	33000 hr
Life to 50% failures EM	47000 hr
Life to 50% failures EM,3 h	47000 hr
Life to 50% fail Preheat EL,3h	79000 hr
Life to 50% fail Nonpreh EL,3h	39000 hr
LSF EM 2000h Rated, 3h cycle	100 %
LSF EM 4000h Rated, 3h cycle	99 %
LSF EM 6000h Rated, 3h cycle	99 %
LSF EM 8000h Rated, 3h cycle	99 %
LSF EM 12000h Rated,3h cycle	99 %
LSF EM 16000h Rated,3h cycle	99 %
LSF EM 20000h Rated,3h cycle	99 %

### • Light Technical Characteristics

Color Code	840 [CCT of 4000K]
------------	--------------------

Color Rendering Index	85 Ra8
Color Designation (text)	Cool White
Color Temperature	4000 K
Luminous Flux EM 25°C, Rated	3250 Lm
Luminous Flux EM 25°C, Nominal	3250 Lm
Lum Efficacy Rated EM 25°C	90 Lm/W
LLMF EM 2000h Rated	96 %
LLMF EM 4000h Rated	95 %
LLMF EM 6000h Rated	94 %
LLMF EM 8000h Rated	93 %
LLMF EM 12000h Rated	92 %
LLMF EM 16000h Rated	91 %
LLMF EM 20000h Rated	90 %
Design Temperature	25 C
Chromaticity Coordinate X	383 -
Chromaticity Coordinate Y	379 -

### • Electrical Characteristics

Lamp Wattage	36 W
Lamp Wattage EM 25°C, Nominal	36 W



asimpleswitch.com

# PHILIPS

# MASTER TL-D Xtreme

Lamp Wattage EM 25°C, Rated	36.0 W
Lamp Voltage EM 25°C	102 V
Lamp Current EM 25°C	0.430 A
Dimmable	Yes

## • Environmental Characteristics

Energy Efficiency Label (EEL)	A
Mercury (Hg) Content	3.0 mg
Energy consumption kWh/1000h	42 kWh

## • Product Dimensions

Base Face to Base Face A	1199.4 (max) mm
-----------------------------	-----------------

Insertion Length B	1204.1 (min), 1206.5 (max) mm
Overall Length C	1213.6 (max) mm
Diameter D	28 (max) mm

## • Product Data


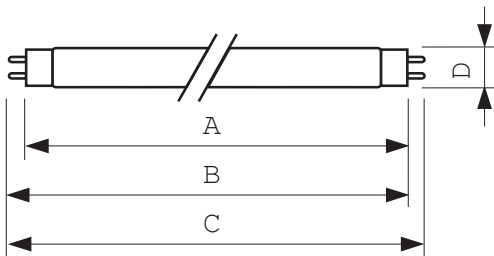
Order code	927982384014
Full product code	927982384014
Full product name	MASTER TL-D Xtreme 36W/840 1SL
Order product name	MASTER TL-D Xtreme 36W/840 1SL
Pieces per pack	1
Packing configuration	25
Packs per outerbox	25
Bar code on pack - EAN1	8711500558688
Bar code on outerbox - EAN3	8711500558695
Logistic code(s) - 12NC	927982384014
ILCOS code	FD-36/40/1B-E-G13
Net weight per piece	138.400 gr

## Warnings and Safety

- Philips HF Xtreme gear ensures longest lifetime.
- To achieve lifetimes as published for 100% operation, dimming below 30% should not be applied.

- In the case of electromagnetic gear you are strongly advised to use only Philips S10 starters in order to achieve the published lifetimes, and to install new S10 starters when relamping.

## Dimensional drawing

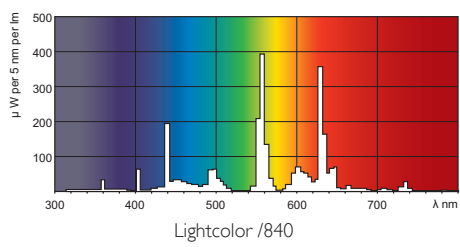


G13

## MASTER TL-D Xtreme 36W/840 1SL

Product	A (Max)	B (Min)	B (Max)	C (Max)	D (Max)
TL-D Xtreme 36W/840	1199.4	1204.1	1206.5	1213.6	28

## Photometric data



© 2013 Koninklijke Philips N.V. (Royal Philips)  
All rights reserved.

Specifications are subject to change without notice. Trademarks are the property of Koninklijke Philips N.V. (Royal Philips) or their respective owners.

[www.philips.com/lighting](http://www.philips.com/lighting)

2013, June 27  
data subject to change