

# CONVERSION KITS

CE IP20  

- Easy to install
- Certificated by ENEC Kema Keur En61347 and EN60925-2-4
- Compatible with T5 fluorescent lamps
- Suitable for electronic and electromagnetic ballasts
- LED indicator
- Charging time of 24 hours
- High temperature batteries Ni-Cd
- Fully compatible with high frequency circuits
- Extensive range, covering a diverse choice of fluorescent lamps
- Low profile design for easy integration

### Light Source:

- Series suitable for matching with the most Part of fluorescent lamps, linear and compact

### Materials:

- Body is white ABS
- Comes with LED status to be fixed to the body appliance
- Batteries - sealed nickel cadmium

### Operation:


- Non maintained
- Autonomy of 1h and 3h

### Installation:

- Suitable for fitting integral to host luminaire, where thermal and electro-magnetic test results permit
- Remote mounting of complete kit, or of batteries only, available.
- Supplied complete with low profile end caps for mounting batteries and LED with 1000mm lead

### Applications:

- Universities, supermarkets, warehouses, offices and where it is required emergency lighting in general
- Lighting of escape routes and open areas



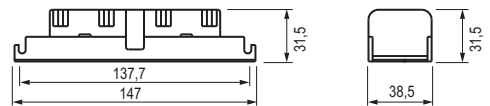
Conversion kit for the transformation of a mains lighting apparatus fluorescent lamp into a lighting apparatus for emergency operation. Solutions like these are given in large venues such as universities, supermarkets, warehouses, offices and open space which are integrated with the existing ordinary lighting.

The latest version of conversion kits delivers optimum performance for a diverse choice of fluorescence lamp types and wattages. Low profile modules and unique chamfered battery end caps easing integration into swallow luminaries, are standard throughout the whole range of the conversion kits particularly useful in the newest ranges of T5 lamp.

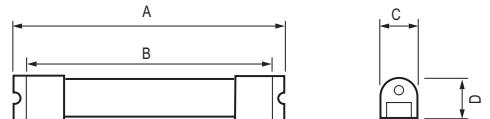
### TECHNICAL SPECIFICATION

System Mode	Maintained or Non-Maintained
Normal light output (maintained)	Full rated output of lamp
Recharge period	24 hours
Charging monitor	Green LED with cable 1m
Mains input voltage	230V ac / 50Hz
Power Consumption	Max 3VA@1H, 5VA@3H
Temperature ratings	Module 50°C - Battery 50°C
Dimensions L x W x H	148 x 39 x 31 mm
Fixing centers of module	137-139mm
Comply with	EN 61347-2-7 & EN60925

### Conversion kit body






### Battery



Type of battery	A	B	C	D
3,6 1,5Ah	155	145	26	26
3,6 4,0Ah	210	200	35	35
4,8 1,5Ah	200	190	26	26
4,8 4,0Ah	280	270	35	35
6,0 1,5Ah	245	235	26	26
6,0 4,0Ah	340	330	35	35

LAMP		Battery		max 36W		CK1		CK3		max 58W		DK1		DK3		max 70W		TK1		max 80W	
		3,6V/1,7Ah	3,6V/4Ah	Discharge Current mA	Emergency Ballast Lumen Factor %	4,8V/1,7Ah	4,8V/4Ah	Discharge Current mA	Emergency Ballast Lumen Factor %	6V/1,7Ah	6V/4Ah	Discharge Current mA	Emergency Ballast Lumen Factor %	4,8V/4Ah	Discharge Current mA	Emergency Ballast Lumen Factor %	4,8V/4Ah	Discharge Current mA	Emergency Ballast Lumen Factor %		
Watts	Diameter / Holder	Minimum Duration	Minimum Duration	Minimum Duration	Minimum Duration	Minimum Duration	Minimum Duration	Minimum Duration	Minimum Duration	Minimum Duration	Minimum Duration	Minimum Duration	Minimum Duration	Minimum Duration	Minimum Duration	Minimum Duration	Minimum Duration	Minimum Duration	Minimum Duration	Minimum Duration	Minimum Duration
TLD 18W	T8-60cm	1h	3h	700	11	2h	3h	600	12	2h	3h	510	12	-	-	-	-	-	-	-	-
TLD 30W	T8-90cm	1h	3h	990	9	1,5h	3h	790	10	2h	3h	700	10	-	-	-	-	-	-	-	-
TLD 36W	T8-120cm	1h	3h	1010	8	1h	3h	810	9	1,5h	3h	760	13	-	-	-	-	-	-	-	-
TLD 58W	T8-150cm	-	-	-	-	1h	3h	990	7,5	1h	3h	810	9	-	-	-	-	-	-	-	-
TLD 70W	T8-180cm	-	-	-	-	-	-	-	-	1h	3h	1040	6	-	-	-	-	-	-	-	-
TL5 24W	T5-55cm	1h	3h	1000	7	1,5h	3h	750	7	2h	3h	600	7	2h	1200	22	-	-	-	-	-
TL5 39W	T5-85cm	-	2h	1350	7	-	2,5h	1050	7	1,5h	3h	820	7	1,5h	1720	18	-	-	-	-	-
TL5 54W	T5-115cm	-	-	-	-	-	2,5h	1150	5	1h	3h	950	6	1h	2050	16	-	-	-	-	-
TL5 80W	T5-145cm	-	-	-	-	-	-	-	-	-	-	-	-	1h	2400	12	-	-	-	-	-
PLS 11W	2G7	1,5h	3h	730	11	2h	3h	600	15	2,5h	3h	450	16	-	-	-	-	-	-	-	-
PLC 13W	G24q-1	1,5h	3h	780	15	2h	3h	624	19	2h	3h	500	20	-	-	-	-	-	-	-	-
PLC 18W	G24q-2	1,5h	3h	870	12	1,5h	3h	725	16	2h	3h	580	18	-	-	-	-	-	-	-	-
PLC 26W	G24q-3	1h	3h	920	10	1,5h	3h	830	13	2h	3h	690	15	-	-	-	-	-	-	-	-
PLL 18W	2G11	2h	3h	670	12	2h	3h	540	14	2,5h	3h	430	15	-	-	-	-	-	-	-	-
PLL 24W	2G11	1h	3h	885	11	2h	3h	680	12	2h	3h	550	13	-	-	-	-	-	-	-	-
PLL 36W	2G11	-	2,5h	1021	9	1,5h	3h	820	10	2h	3h	690	11	-	-	-	-	-	-	-	-
PLL 40W	2G11	-	-	-	-	1h	3h	950	7	1,5h	3h	760	8	-	-	-	-	-	-	-	-
PLL 55W	2G11	-	-	-	-	-	-	-	-	1h	3h	920	7	-	-	-	-	-	-	-	-
2D 16W	GR10q	1,5h	3h	860	12	2h	3h	670	15	2h	3h	540	16	-	-	-	-	-	-	-	-
2D 28W	GR10q	1h	3h	950	9	1,5h	3h	730	11	2h	3h	680	13	-	-	-	-	-	-	-	-
2D 38W	GR10q	-	-	-	-	1,5h	3h	833	8	1,5h	3h	750	9	-	-	-	-	-	-	-	-

**Note:** Make sure that the terminals on the module cannot be touched when changing the lamp or starter by shrouding them with earthed metal or thermoplastic insulation kit

order code	Description			
<b>0-BK1</b>	Conversion kit, BK1	up to 36W	60'	3,6V-1,5Ah
<b>0-CK1</b>	Conversion kit, CK1	up to 58W	60'	4,8V-1,5Ah
<b>0-DK1</b>	Conversion kit, DK1	up to 70W	60'	6,0V-1,5Ah
<b>0-TK1</b>	Conversion kit, TK1	up to 80W	60'	4,8V-1,5Ah
<b>0-BK3</b>	Conversion kit, BK3	up to 36W	180'	3,6V-1,5Ah
<b>0-CK3</b>	Conversion kit, CK3	up to 58W	180'	4,8V-1,5Ah
<b>0-DK3</b>	Conversion kit, DK3	up to 70W	180'	6,0V-1,5Ah