

SLV GmbH

BETRIEBSANLEITUNG FÜR
AUSSENLEUCHE

OPERATING MANUAL FOR
OUTDOOR LUMINAIRE

MODE D'EMPLOI POUR
LUMINAIRE EXTÉRIEUR

INSTRUCCIONES DE SERVICIO PARA
LUMINARIA EXTERIOR

ISTRUZIONI DI FUNZIONAMENTO PER
LAMPADA ESTERNO

GEBRUIKSHANDLEIDING VOOR
BUITENLAMP

INSTRUKTIONSVEJLEDNING FOR
UDENDØRS LYSET

INSTRUKCJA OBSŁUGI DLA
LAMPY ZEWNĘTRZNA

РУКОВОДСТВО ПО ЭКСПЛУАТАЦИИ
СВЕТИЛЬНИК НАРУЖНОГО ОСВЕЩЕНИЯ

BRUKSANVISNING FÖR
UTOMHUSLAMP

DIŞ ALAN LAMBASI
İÇİN KULLANMA KILAVUZU

KEZELÉSI ÚTMUTATÓ
KÜLTÉRI LÁMPATEST




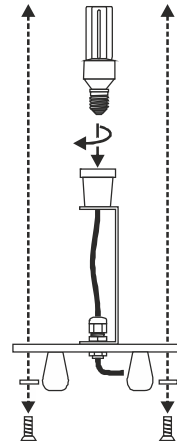

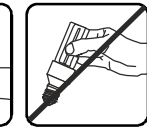
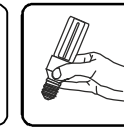
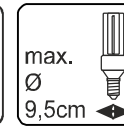

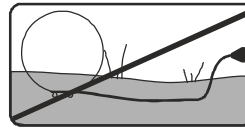
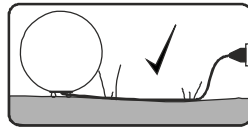
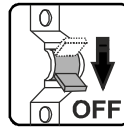
ROTOBALL FLOOR



227220
227221

TC-(D,H,T,Q)SE, E27, 24W max.

Ø40cm	2,2kg
Ø50cm	3,1kg



art.-no. 227220 / 227221 11.05.2018 © SLV GmbH, Daimlerstr. 21-23, 52531 Übach-Palenberg, Germany, Tel. +49 (0)2451 4833-0 Technische Änderungen vorbehalten. Technical Details are subject to change. Les détails techniques sont sujet à des changements. Nos reservamos el derecho a modificaciones técnicas. Modifiche tecniche riservate. Behoudens technische wijzigingen. Ret til tekniske ændringer forbeholdes. Zmiany techniczne zastrzeżone. Сохраняется право на внесение технических изменений. Tekniska ändringar kan förekomma. Teknik değışiklik yapma hakkı saklıdır. A technikai részletek termékenként változhatnak. Made in China.

ENGLISH

OPERATING MANUAL FOR OUTDOOR LUMINAIRE ROTOBALL FLOOR

Read this short manual carefully and keep it accessible for further reference!

SAFETY MESSAGES

Disregard of the safety messages may lead to danger of life, burning or fire!

- Installation, mounting or works on the electrical connection may only be carried out by an approved electrician.
 - Type Y attachment: If the external flexible cable or cord of this luminaire is damaged, it shall be exclusively replaced by the manufacturer or a qualified electrician.
 - The cable of the luminaire may not be placed underground.
 - The product may not be modified or converted.
 - Do not hang or fasten anything on the product, especially no decoration.
 - Do not cover the product - provide free air circulation.
 - The foot or the base of the luminaire must be kept free and may not be covered with dirt, leaves, etc.
 - Openings providing aeration or drainage may not be covered.
 - The luminaire may only be operated with a complete and intact protection glass or protection cover.
 - In case of a malfunction you may NOT touch the product or operate it further. Disconnect the product from the power supply by an external switch or by the fuse.
A malfunction exists when:
 - visible damages appear.
 - the product does not work properly (e.g. flickering).
 - smoke, steam or crackling sounds appear.
 - smell of burning is recognisable.
 - an overheating is recognisable (e.g. by discolouration of adjacent surfaces).
- Operate the product only after maintenance and examination by an approved electrician!
- This product is not intended to be used by children. Ensure that children do not suffer any harm e.g. by burns from hot surfaces or by electrical shock.


Additional safety messages are indicated by this symbol:  .


USE AS DIRECTED


This product serves exclusively lighting purposes and may:

- only be used with a voltage of 230V ~50Hz.
- only be installed according to safety class I (one).
- only be operated on normally or not flammable surfaces.
- not be exposed to strong mechanical loads or to strong contamination.

PLACEMENT

 The product may only be utilized according to IP44.
IP44: Protection against foreign objects > Ø 1,0mm - Protection against splashing water from all directions.

 Operate the product only on an even, stable and tilt-fixed background.

 Choose a place for the luminaire where it poses no threat (e.g. by stumbling on it, knocking against it, etc.).


- The foot or the base of the luminaire must be kept free and may not be covered with dirt, leaves, etc.


INSTALLATION (only by an approved electrician)

- Install the luminaire as shown in the figure.
- Inserting the light source
 - Remove the cover.
 - Screw the light source into the socket.
 - Attach the cover.
- Note the proper fit for the gasket.

OPERATION

Putting into service


 Use only parts, which are supplied with the product or are described as accessories!


 Inspect the product for loose parts inside the housing. When there are loose parts inside the housing and these are not explicitly described the product may not be installed or operated.


- Connect the plug with a suitable outdoor socket (i.e. SLV art-no. 227000).

MAINTANANCE AND CARE

Light source

 Exchange the light source always before it reaches its lifespan, to avoid personal injuries, or damages of the luminaire or other objects.


 Disconnect the product from the power supply, before you exchange the light source. Let the light source cool down before replacement.

 Use only light sources that are suitable for the product. Suitable light sources are indicated on the type label.

- Suitable light sources: TC-(D,H,T,Q)SE, E27, 24W max.
- Replacing the light source
 - Remove the cover.
 - Remove the used light source.
 - Screw the new light source into the socket.
 - Attach the cover.
- Check and clean the gasket after each opening of the luminaire. The bearing surface of the gasket must be free of dirt. These measures ensure that the IP class is maintained.
- Note the proper fit for the gasket.

Care

- The following environmental influences may have unwanted effects on the surface of the product:
 - acid rain and sour soil, high salt content in the air
 - cleaning agents, fertilizer especially in flowerbeds
 - thawing salt, other chemical substances (e.g. herbicides)
- Protect the product by adequate means to avoid unwanted changes of the surface.


 Disconnect the product from the power supply and let it cool down, before you clean the product.

- Clean the product on a regular basis using a slightly moistened, soft and fluff-free cloth. Please also note additional supplied notes on maintenance and care.

STORAGE AND DISPOSAL

Storage

- The product must be stored in a dry and clean environment. Do not strain the product mechanically during storage.

 After a damp or soiling storage the product may only be installed after checking its condition by an approved electrician.

Disposal (European Union)

- Do not dispose the product with the regular household waste! Products marked with this sign must be disposed according to the directive(WEEE, 2012/19) on electrical and electronic devices at local collection points for such devices!

art.-no. 227220 / 227221 © 11.05.2018 SLV GmbH,
Daimlerstr. 21-23, 52531 Übach-Palenberg, Germany,
Tel. +49 (0)2451 4833-0
Technical Details are subject to change.