

Artemide®
ARCHITECTURAL



Indoor

126 37 Cube
388 90°
346 100% Suspension
478 Absolu
106 Airlite
232 Algoritmo
410 Alphabet of Light
422 Ameluna
268 A.Sharping
292 A.Smart
98 Caelum
482 Calenda
42 Cata
384 Chocolate
378 Chocolate Floor
358 Eggboard
160 Everything
338 Gradian
318 Grafa
354 Incipit
212 Java
390 Kalifa
490 Kalifa Recessed
464 Kao
28 LoT
208 Luceri Fluo
194 Luceri LED
470 Mouette
350 Nota Bene
298 Nothing 86 System
480 Nuboli
376 Nur Acoustic
88 Olmo
130 PAD
174 PAD 80
328 PAD System
214 Parabola
60 Picto
492 Pixel Mesh
220 Rastaf
144 Sharp
372 Silent Field
334 Smart Office
138 Sol
486 Solar LED
398 Surf
438 Tagora
112 Tracks
476 Twist
342 Uglare19
116 Una Pro
182 Una Pro 75
190 Una Pro 150
460 Una Pro Putrella
72 Vector
224 Zeno UP
228 Zeno Up Frosted

Outdoor

590 Aria
634 Basolo
610 Calumet
708 Cariddi
710 Cariddi pole
700 Cefiso
706 Cefiso pole
648 Chilone
642 Ciclope
626 Cuneo
518 Dedalo
726 Diamante
624 Dioscuri
604 Effetto
544 Ego downlight
562 Ego walk/drive over
526 Ego spot
530 Epulo
594 Faci
598 Faci Vetro
534 Falange
668 Granito
712 Hila
692 Indicta
658 Ippolito
514 Label Light
506 LineaLed
660 Logico Garden
578 Megara
586 Microled
522 Minispot
614 Molla
620 Niki
636 Nuda
538 Obice
630 Oblique
616 Pantarei
664 Piroscafo
718 Poto
716 Provoca
672 Reeds
720 Solar Tree
696 Sostituto pole
694 Sostituto spot
498 Spike
502 Superspike
654 Tetragono
678 Tolomeo Lampione
678 Tolomeo Paralume
686 Tolomeo XXL

Indoor

PROJECTOR

DOWNLIGHTING

PROFESSIONAL LIGHTING

GENERAL LIGHTING

Outdoor

SCENOGRAPHIC LIGHTING

PROJECTOR

DOWNLIGHTING
WALK / DRIVE-OVER LIGHTING

GENERAL LIGHTING
PATH LIGHTING

PLACES AND STREET LIGHTING

Technical

Indoor typological index

CEILING


106
Airlite


28
LoT Reflector


190
Una Pro 150


232
Algoritmo


298
Nothing 86 System


460
Una Pro Putrella


268
A.Sharping


130
PAD


42
Cata


174
PAD 80


42
Cata


60
Picto


338
Gradian


138
Sol


354
Incipit


438
Tagora

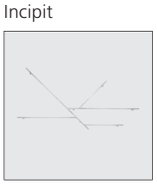
464
Kao


100
Una Pro


28
LoT


182
Una Pro 75

CEILING RECESSED - SEMI RECESSED


126
37 Cube


28
LoT


486
Solar LED


106
Airlite


28
LoT Reflector


438
Tagora


232
Algoritmo


208
Luceri LED / Luceri Fluo


342
Uglare19


268
A.Sharping


298
Nothing 86 System


116
Una Pro


292
A.Smart


130
PAD

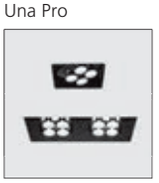
182
Una Pro 75


98
Caelum


174
PAD 80


224
Zeno Up


160
Everything


214
Parabola

228
Zeno Up Frosted

212
Java

220
Rastaf

490
Kalifa recessed

144
Sharp

TRACK

106
Airlite

42
Cata

28
LoT

88
Olmo

130
PAD

60
Picto

112
Tracks

116
Una Pro

72
Vector

SUSPENSION



346
100% Suspension



42
Cata



350
Nota Bene System



138
Sol



478
Absolu



384
Chocolate Suspension



298
Nothing 86 System



398
Surf System



106
Airlite



358
Eggboard



480
Nuboli



438
Tagora



232
Algoritmo



318
Grafa



376
Nur Acoustic



476
Twist



410
Alphabet of Light



354
Incipit



88
Olmo



460
Una Pro Putrella



422
Ameluna

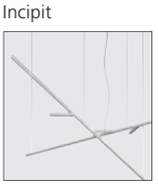

464
Kao



328
PAD System



268
A.Sharping



28
LoT



372
Silent Field



292
A.Smart



28
LoT Reflector



334
Smart Office



482
Calenda



470
Mouette



350
Nota Bene Suspension

WALL



232
Algoritmo



410
Alphabet of Light



384
Chocolate wall



394
Kalifa wall

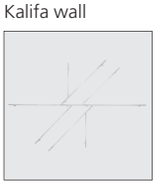

464
Kao



492
Pixel Mesh



406
Surf wall



116
Una Pro

FLOOR

388
90°

232
Algoritmo

378
Chocolate Floor

390
Kalifa floor

Outdoor typological index

SUSPENSION



726
Diamante



678
Tolomeo Lampione



646
Tolomeo Lampione



678
Tolomeo Paralume



678
Tolomeo Paralume

LINEAR PROFILE



518
Dedalo



514
Label Light



506
LineaLed



498
Spike



502
Super Spike

WALL - CEILING



634
Basolo



610
Calumet



708
Cariddi



700
Cefiso



648
Chilone



642
Ciclope



626
Cuneo



624
Dioscuri



604
Effetto



526
Ego Spot



530
Epulo



534
Falange



712
Hila



522
Minispot



614
Molla



620
Niki



538
Obice



630
Oblique



616
Pantarei



716
Provoca wall



694
Sostituto Spot



654
Tetragono

WALL RECESSED



590
Aria



642
Ciclope



594
Faci



598
Faci Vetro



636
Nuda

CEILING RECESSED



590
Aria



544
Ego downlight



558
Ego Vetro downlight

GROUND RECESSED



562
Ego drive/walk-over



574
Ego Vetro walk-over



506
LineaLed



578
Megara



586
Microled

FLOOR - BOLLARD



634
Basolo



708
Cariddi



700
Cefiso



648
Chilone



642
Ciclope



626
Cuneo



526
Ego Spot



530
Epulo



534
Falange



668
Granito



712
Hila



658
Ippolito



660
Logico Garden



522
Minispot



636
Nuda



630
Oblique



664
Piroscafo



672
Reeds



694
Sostituto spot



654
Tetragono



678
Tolomeo Lampione



678
Tolomeo Paralume



686
Tolomeo XXL

POLE



710
Cariddi pole



706
Cefiso pole



648
Chilone pole



712
Hila



692
Indicta



718
Poto



716
Provoca



720
Solar Tree

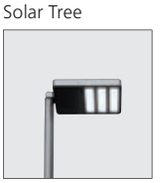

696
Sostituto pole

Indoor light performance index

PROJECTOR


126
37 Cube


174
PAD 80


106
Airlite


60
Picto


98
Caelum


138
Sol


42
Cata


72
Vector


212
Java


28
LoT


28
LoT Reflector


88
Olmo


130
PAD

DOWNLIGHTING


160
Everything


194
Luceri LED / Luceri Fluo


214
Parabola


220
Rastaf


182
Una Pro 75


224
Zeno Up


228
Zeno Up Frosted

PROFESSIONAL LIGHTING


388
90°


354
Incipit


398
Surf System


346
100% Suspension


394
Kalifa wall


342
Uglare19


232
Algoritmo


390
Kalifa floor


116
Una Pro


268
A.Sharping


350
Nota Bene System


190
Una Pro 150


292
A.Smart


352
Nota Bene Suspension


460
Una Pro Putrella


384
Chocolate Suspension


298
Nothing 86 System


378
Chocolate floor


328
PAD System


338
Gradian

144
Sharp

318
Grafa

334
Smart Office

ACOUSTIC LIGHTING



358
Eggboard



376
Nur Acoustic



372
Silent Field

GENERAL LIGHTING



478
Absolu



480
Nuboli



410
Alphabet of Light



486
Solar LED



422
Ameluna



406
Surf wall



482
Calenda



438
Tagora



386
Chocolate wall



475
Twist



490
Kalifa recessed



464
Kao



470
Mouette

SCENOGRAPHIC LIGHTING



492
Pixel Mesh

Outdoor light performance index

SCENOGRAPHIC LIGHTING



518
Dedalo



726
Diamante



514
Label Light



502
LineaLed WW



498
Spike



502
Super Spike

ACCENT LIGHTING



708
Cariddi



700
Cefiso



526
Ego spot



530
Epulo



534
Falange



522
Minispot



538
Obice



694
Sostituto Spot

GRAPHIC LIGHTING



634
Basolo



610
Calumet



626
Cuneo



604
Effetto



668
Granito



614
Molla

INDICATOR LIGHTING



590
Aria



642
Ciclope



594
Faci



598
Faci Vetro



636
Nuda

DOWNLIGHTING



590
Aria



544
Ego downlight



558
Ego Vetro downlight

WALK / DRIVE-OVER LIGHTING



562
Ego drive-over



574
Ego Vetro walk-over



506
LineaLed drive-over



578
Megara



586
Microled

GENERAL LIGHTING



634
Basolo



648
Chilone



642
Ciclope



624
Dioscuri



712
Hila



620
Niki



630
Oblique



616
Pantarei



654
Tetragono



678
Tolomeo Lampione



678
Tolomeo Paralume

PATH LIGHTING



648
Chilone



642
Ciclope



712
Hila



658
Ippolito



660
Logico Garden



636
Nuda



630
Oblique



664
Piroscafo



718
Poto



672
Reeds



654
Tetragono

PLACES AND STREET LIGHTING



710
Cariddi pole



706
Cefiso pole



648
Chilone



712
Hila



692
Indicta



716
Provoca



720
Solar Tree

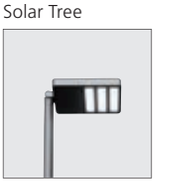

694
Sostituto pole



686
Tolomeo XXL

Human and Responsible Light

Light is a constant feature of our life. The vision of Artemide is traditionally focused on the relation between man, light, and the environment, which developed in time in view of ensuring a person's wellbeing and space perception, and confronted with environmental sustainability issues, also with a focus on nature and all living beings.
The Human Light is a light that follows the pace, behaviour, and emotions of individuals, a light designed for man's psychological wellbeing, capable to bring new quality, emotions, and consciousness into our life and to open up an innovative, responsible overview of the planet's future.
With The Human Light, light becomes a shapeable raw material, an active instrument supporting the Self, a means to regain stimuli and sensations.
Self-determination in the relation established between man and light should be interpreted as a right to flexible management available to all, as well as, in particular, a duty aimed at appropriate energy balance.
Designing light means reaching beyond the purely functional role of lighting and embracing a broader dimension that leads to a new focus on the perceptive experience, on psychological and physiological needs. At Artemide, the knowledge and awareness of this theme, combined with the research carried out from the 1990s to this day in cooperation with universities, think-tanks, and experts in a variety of scientific subjects (medicine, life sciences, psychology, anthropology), have resulted into the development of innovative lighting systems.
Throughout its development process, Artemide designed products, as well as instruments to create variable luminous scenarios to interact with and to offer a new, more straightforward and conscious way to experience the relation with light: Metamorfosi, A.l.s.o. ,Tunable White, and down to Spectral Light.

ADV Campaign, 1998



High Manufacturing

Today Artemide epitomizes design, lighting design competence, and innovation, with products that convey research and, particularly, the Made-in-Italy concept and high-quality manufacturing. The Artemide collections are a unique blend of values and competences: the company's approach to human and responsible light is combined with design and material savoir faire to create a mix of next-generation technology and ancient wisdoms – a perfect expression of sustainable design. Artemide holds the wisdom of the present and of the future, while valorizing the know-how of the past, such as craft glass processing, with a contemporary approach. Each new product is developed and fine-tuned – from its concept to industrial manufacturing – at the headquarters in Pregnana Milanese, thus ensuring the best results in terms of quality and compliance with international standards.
Certified laboratories support all the phases of product development, from early studies to market release.
Ongoing research expands the manufacturing know-how developed in time, which is constantly updated in the light of new technologies, both at the manufacturing unit in Pregnana Milanese and in the other European facilities of the group (Telgate, BG, and Venice in Italy, St .Florent in France, Paks in Hungary). Within the framework of a thorough environmental policy, quality is seen as a fundamental right for a long-lasting relation with the product; careful design of the entire lifecycle is a prerequisite for a long life and for true environmental innovation. Maximum care is given to the design and production process with a focus on a responsible use of resources and an accurate choice of processes and technologies in view of energy balance.









Light in 5 Years Time

LiFi

Artemide opens up important research issues connected with photonics and new technologies to outline a future vision, a new way to interpret and experience light. The company is moving towards the new frontiers of design – from the atom to the bit – where the core is no longer just the product as such. A review of the role and potentials of light, which starts from its dual connotation as both an undulating and a corpuscular phenomenon, passes through ideas that reach beyond the product, towards a new management and information intelligence. Design today should provide a better alternative to existing items, an interactive design half-way between technological frontiers and the contemporary human culture, capable to promote experiences and to capture the behaviours and emotions of people. The Internet of Things provides an opportunity to generate new relations and new forms of environmental awareness and control, and allows to develop projects for a dynamic and interactive experience with light in a digital dialogue aimed at social lighting. This technological acceleration provides multiple opportunities. The time for technological transfer – from research to implementation – is gradually shrinking. This has opened up new real frontiers for design at Artemide: LiFi, smart and digital management systems, as well as the design of true software applications, like LoT.

ISTITUTO
DI TECNOLOGIE DELLA
COMUNICAZIONE,
DELL'INFORMAZIONE
E DELLA
PERCEZIONE

Scuola Superiore
Sant'Anna





Ameluna App









Available on the App Store

ANDROID APP ON Google play



Target Point

LightCube

Natural and environmental phenomena can interact with artificial light according to measured parameters. The IoT enables a two-way dialogue between lighting appliances, sensors, and control systems, capable to record and integrate ambient variations to preserve a dynamic balance with respect to pre-set target values.

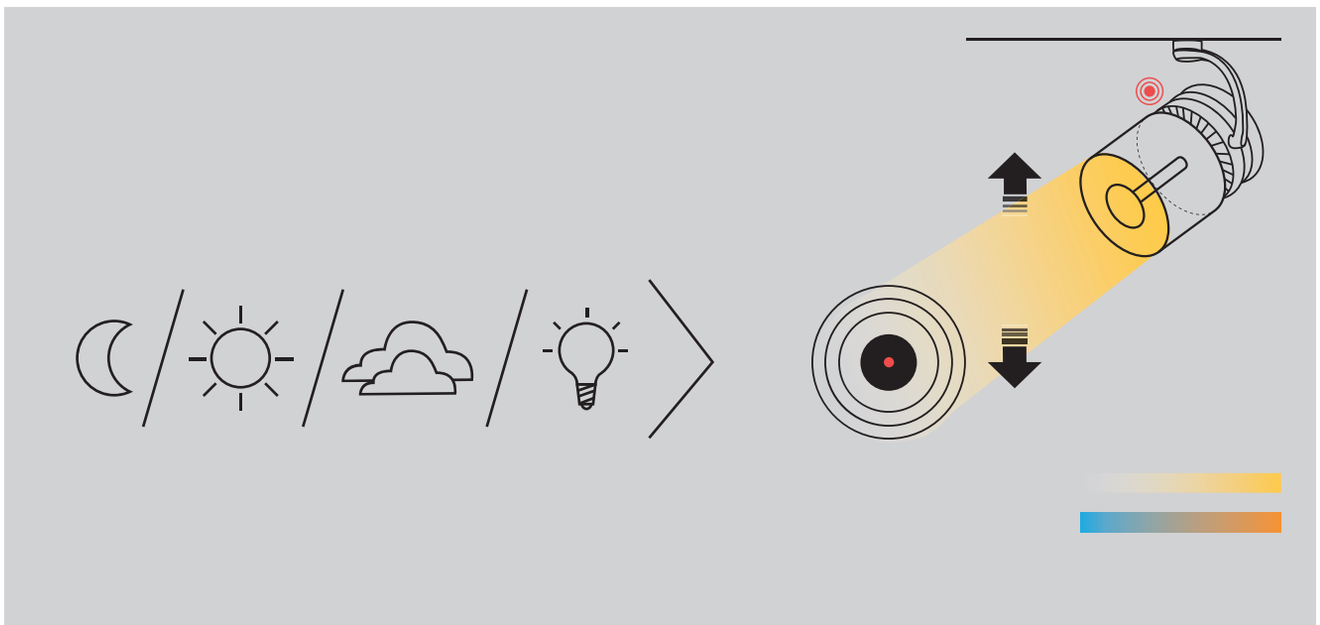





Lot Software

An innovative operating intelligence for the LoT family of projectors. Software-product interaction occurs in real time, either through Scheduling or with respect to external variables. The unique nuances of natural light are reproduced in real time by means of algorithms for instant calculation of schemes, patterns, and lighting effects. The system is programmed by means of a simple and user-friendly drag&drop interface.

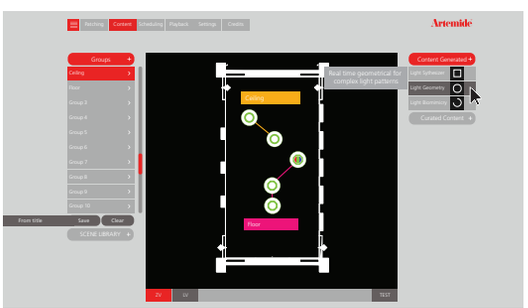

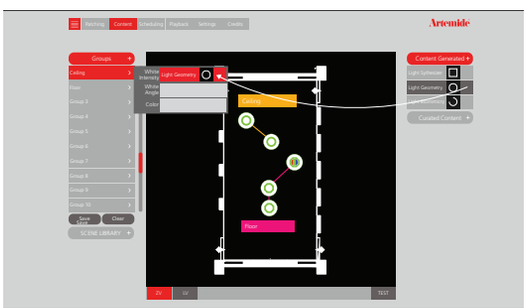

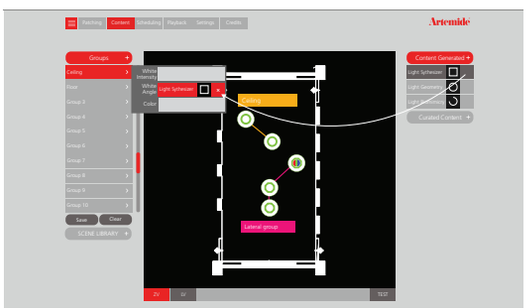



Web 2.0 services

Artemide® cloud

cloud.artemide.com
artemide.com

The 2D-3D files of our products are available for your lighting project and are compatible with the most popular CAD software applications (.dwg, .dxf, .3Ds, .stp).

CAD files



The photometric data of our products can be downloaded from our website in the .ldt, .ies (EU), .ies (US), .uld formats.

Photometric data



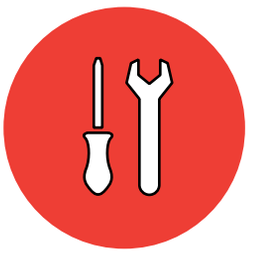

Mounting instruction

Artemide provides step-by-step support for product installation – from simple table appliances to more complex and intricate lighting systems.



Certifications

Certifications for the different markets are available to support international sales.

5 YEARS WARRANTY

Artemide

Artemide has always provided high quality products. As a result, we are glad to inform you that from April 1st 2015 we will offer to all our end users worldwide (private consumers only) a free 5-year extended warranty, valid only if the product is successfully registered online within two months from the date of purchase.

Conditions for the 5-year extended warranty are as follows:

- Being an end user (private consumer);
- Purchasing the ARTEMIDE product after April 1st 2015;
- Registering the product online within 2 months from the date of purchase;
- The product must be new (not second-hand);
- Being the first owner of the product (the warranty is not transferable).

Following successful online activation and claim, the extended warranty will entitle the private customer to a free repair or replacement when the product is determined to be faulty due to manufacturing defect, as stated on its terms and conditions.

cloud.artemide.com/5-years-warranty

Artemide TCO®

Artemide TCO is a professional tool for the implementation of energy performance and economic evaluations of your lighting projects.

1_Project
Enter general information (town, building type, etc.) adding qualitative details such as how the area is occupied and the supply of natural daylight.

2_Solution
Create two or more simple alternative project solutions while defining suitable manual or automatic control systems, such as presence detectors and light sensors, for each fixture.

3_Energy
Artemide TCO compares alternative solutions, clearly displaying thorough energy results compliant to EN 15193 standards, CO2 emissions and energy saving percentages.

4_TCO
Artemide TCO compares alternative lighting solutions also through intuitive charts and graphs, displaying TCO details and ROI spread over time.

5_Report
Finally, you can generate and export a .pdf recap project report which can be customized with your logo, details and a selection of the energy performance and economic information you would like to highlight.

$$TCO = €_{system} + €_{maintenance} + (W_{l,t} + W_{p,t}) \cdot €_{kWh}$$

TCO: Total Cost Ownership
$W_{l,t}$: absorbed energy with lamps on $P_N \cdot t_d \cdot (F_d \cdot F_o \cdot F_c) + P_n \cdot t_n \cdot (F_o \cdot F_c)$ [kWh]
$W_{p,t}$: absorbed parasitic energy with lamps off $P_{pc} \cdot [t - (t_d + t_n)] + P_{em} \cdot t_e$ [kWh]

tco.artemide.com

Bespoke products

Artemide offers comprehensive service for contract projects, developed on multiple levels.
The company can design customized solutions starting from existing products, as well as design and manufacture bespoke solutions.
A dedicated in-house department takes care of custom-designed projects and develops individual solutions in cooperation with the staff in charge of research, development, and innovation.
The optoelectronic innovation skills, the technological know-how, and the high-quality manufacturing of Artemide are available for customers and designers to implement 360° projects, to help design products, as well as the behaviour of light in space.
Custom-designed solutions may involve existing products in new versions, forms, dimensions, control modes, lighting performances, technical specifications, or installation features.
In particular, the Artemide collections include a variety of products that are conceived to act as open and modular platforms, in order to meet the requirements of individual architectural and functional spaces with utmost flexibility.
Artemide traditionally establishes important partnerships with international architecture or lighting design firms and with top brands, which result into unique solutions, often interesting from the cultural viewpoint and for the research they stimulate. Many of these have triggered the process for development of some of the existing products.
















Indoor



Projector

28 LoT
42 Cata
60 Picto
72 Vector
88 Olmo
98 Caelum
106 Airlite
112 Tracks
116 Una Pro
126 37 Cube
130 PAD
138 Sol

LoT

Tapio Rosenius
2016

Patent Pending N° MI102016000026002





LoT



- max peak power 85 W
  max continous power 60 W
- max luminous flux 2500 lumen
- MacAdam 2SDCM
- Beam: S / F / WF / XF
- CCT 2700K
- CRI 90 (typ.)
- Life L70 (9K) 50000h
- Control DMX/RDM
- DMX 6 footprint
- **IP**20

- LoT is a universal projector that changes the beam angles of emissions and flows dynamically, and produces coloured ambient light.
- It is a multi-focal projector that ensures utmost flexibility with minimal dimensions.
- Its dynamic luminous beam does not imply any mechanical movements, but is rather the result of innovative optoelectronic design. Seven lenses define four base beam angles and, when combined, can modulate countless beam angles and intensities through current change.
- Each base beam angle has 4 different optical unit types: 1 for the narrow beam, 2 for the flood beam, 2 for the wide flood beam and 2 for the extra flood beam.

- A well-calibrated mix of currents on the 4 different channels allows to adjust the beam angles of the emissions and to manage all intermediate angles with a very high resolution. Fluid and gradual changes are thus perceived.
  Footprint 1: white emission beam angle
  Footprint 2: white emission intensity
  Footprint 3: red emission intensity
  Footprint 4: green emission intensity
  Footprint 5: blue emission intensity
  Footprint 6: white emission intensity
- In addition to the white light projector function, LoT can produce coloured ambient light in the RGBW mode through 4 additional dedicated channels.
- Uses TIR lenses.
- The special heat sink allows to adjust the lighting power to ensure excellent illumination up to a 5 m distance.
- Specifications and details can be obtained from the Artemide sales office.



LoT Reflector



- max power 70 W
- max luminous flux 5600 lumen
- MacAdam 2SDCM
- Beam: S / F / WF
- CCT 3000K
- CRI 90 (typ.)
- Life L70 (9K) 50000h
- Control DMX/RDM
- DMX 2 footprint
- IP20 ⏚

- LoT Reflector is a universal projector that changes the beam angles of emissions and flows dynamically.
- It is a multi-focal projector that ensures utmost flexibility with minimal dimensions.
- Its dynamic luminous beam does not imply any mechanical movements, but is rather the result of innovative optoelectronic design. Seven lenses define 3 base beam angles and, when combined, can modulate countless beam angles and intensities through current change.
- Each base beam angle has 3 different optical unit types: 3 for the narrow beam, 2 for the flood beam, and 2 for the extra flood beam.
- A well-calibrated mix of currents on the 3 different channels allows to adjust the beam angles of the emissions and to manage all intermediate angles with a very high resolution. Fluid and gradual changes are thus perceived.
  Footprint 1: white emission beam angle
  Footprint 2: white emission intensity
- Uses reflective optical units.
- The special heat sink allows to adjust the lighting power to ensure excellent illumination up to a 12 m installation height.
- Specifications and details can be obtained from the Artemide sales office.



LoT



S = Spot
10°

F = Flood
30°

WF = Wide flood
45°

XF = Extra flood
60°



LoT Reflector



S = Spot
15°

F = Flood
30°

WF = Wide flood
45°

Max Power Spot
20°






BACKSTAGE
SAGGI
SUTTACQUA
KIDS


BACKSTAGE
PEOPLE IN MOTION

White ○ Black ●

Track

W	CRI	Weight	Flux tot	CCT	Color
max 85 W	=90	6,0 kg	2500 lm	2700 K	○
					●

To be used in combination with three-phase DALI tracks for DMX use.

DMX

Code
AA40001
AA40004



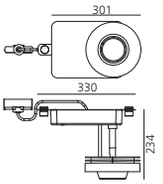

IP20 -90° 90° 360°

Recessed Trim

W	CRI	Weight	Flux tot	CCT	Reccesed	Body
max 85 W	=90	6,0 kg	2500 lm	2700 K	○	○
					●	●
					○	●

DMX

Code
AA20001
AA20004
AA20054



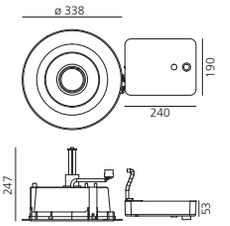

IP20 -90° 90° 360°

Recessed Trimless

W	CRI	Weight	Flux tot	CCT	Reccesed	Body
max 85 W	=90	6,0 kg	2500 lm	2700 K	○	○
					●	●
					○	●

DMX

Code
AA10001
AA10004
AA10054



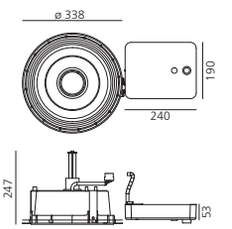

IP20 -90° 90° 360°

Ceiling

W	CRI	Weight	Flux tot	CCT	Color
max 85 W	=90	6,0 kg	2500 lm	2700 K	○
					●

DMX

Code
AA00001
AA00004



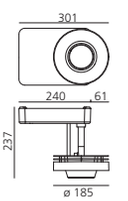

IP20 -90° 90° 360°

Suspension

W	CRI	Weight	Flux tot	CCT	Color
max 85 W	=90	6,0 kg	2500 lm	2700 K	○
					●

DMX

Code
AA30001
AA30004



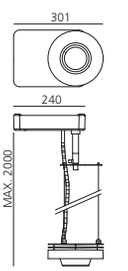

IP20 -90° 90° 360°

Suspension track

W	CRI	Weight	Flux tot	CCT	Color
max 85 W	=90	6,0 kg	2500 lm	2700 K	○
					●

To be used in combination with three-phase DALI tracks for DMX use.

DMX

Code
AA50001
AA50004



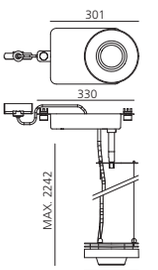

IP20 -90° 90° 360°

Silver

Track

W	CRI	Weight	Flux tot	CCT	Color	DMX Code
max 70 W	=90	6,0 kg	5600 lm	3000 K		AM04005

To be used in combination with three-phase DALI tracks for DMX use.



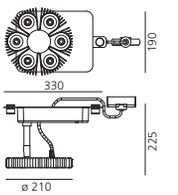

IP20 -90° 90° 360°

Recessed Trim

W	CRI	Weight	Flux tot	CCT	Color	DMX Code
max 70 W	=90	6,0 kg	5600 lm	3000 K		AM02005



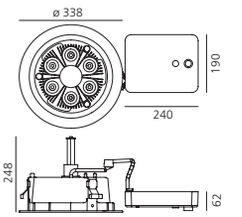

IP20 -90° 90° 360°

Recessed Trimless

W	CRI	Weight	Flux tot	CCT	Color	DMX Code
max 70 W	=90	6,0 kg	5600 lm	3000 K		AM01005



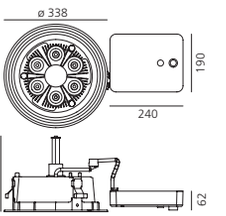

IP20 -90° 90° 360°

Ceiling

W	CRI	Weight	Flux tot	CCT	Color	DMX Code
max 70 W	=90	6,0 kg	5600 lm	3000 K		AM00005



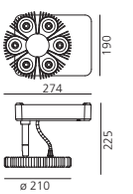

IP20 -90° 90° 360°

Suspension

W	CRI	Weight	Flux tot	CCT	Color	DMX Code
max 70 W	=90	6,0 kg	5600 lm	3000 K		AM03005



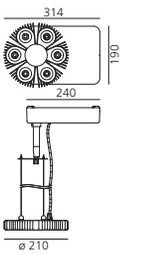

IP20 -90° 90° 360°

Suspension track

W	CRI	Weight	Flux tot	CCT	Color	DMX Code
max 70 W	=90	6,0 kg	5600 lm	3000 K		AM05005

To be used in combination with three-phase DALI tracks for DMX use.



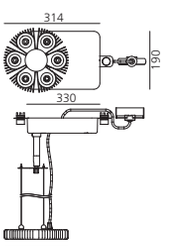

IP20 -90° 90° 360°


LOT SERIES


LoT
LOT SERIES

Cata

Carlotta de Bevilacqua
2012 - 2014



Patent pending (IT) n° MI2012A000605
Patent pending (US) n° 13/863.246
Patent pending (EU) n° 13163623.5

reddot design award
2014

product
design
award
2012



Cata Optical System



Cata

Catadioptric

- High axial intensities with considerable beam collimation.
- High-precision accent lighting.
- Well defined narrow beams.
- Excellent light blending.

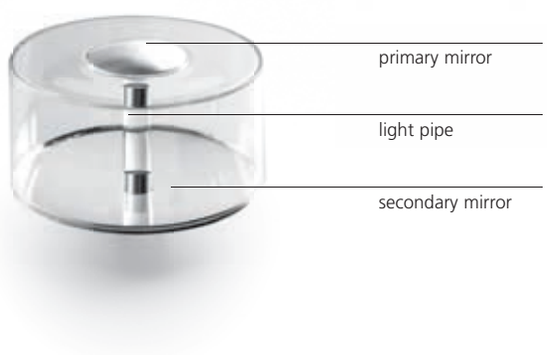

Cata TIR

Total Internal Reflection

- Extremely compact dimensions.
- High efficiency.
- Wide availability of beam angles.
- Maximum control of light emission.
- Wide range of optical accessories.

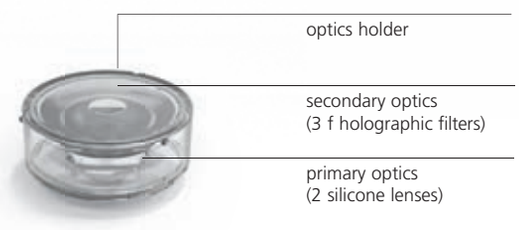



Cata Wide

Reflective & Refractive

- Soft, homogenous light.
- High efficiency.
- Diffused light effect produced by transparent material.



internal microlenses

external prisms at 90°

Cata

- Interchangeable optical unit a ‘twist & lock’ mechanism.
- Defined, concentrated light beams thanks to an innovative collimation system.
- 3 beam angles: narrow (24°), spot (12°), flood (64°).
- Excellent quality of light.
- Cata Tuneable White: adjustable colour temperature from 2700K to 5700K CRI >93 (min.).
- Cata Stable White: available as warm white (3000K) and neutral white (4000K) – CRI=80 (min.).
- Rotation of 360°, tilt angle of +90°/-90°.
- 4 installation options: with adaptor for 3-circuit track (ceiling only as envisaged by legislation), with power unit for ceiling installation in the adjustable and fixed version, with power unit for suspension installation in the adjustable version.
- Ultra-flat power source (8mm height): DALI dimmable as standard, DALI8 interface hub for Tunable White version.
- If mounting on a track, it can be used with button on board unit with memory function.
- In all the other mounting modes, optional SwitchDimm operation and resident button with memory function.
- Materials: optic in transparent and metallic polycarbonate, heat sink in die-cast polished aluminium, feeder/power supply in transparent polycarbonate, arm in die-cast polished aluminium.
- Complies with EN60598-1 standard and other specific standards.





Optical unit
Cata is equipped with a system of interchangeable optics via a ‘twist and lock’ mechanism.

spot 12°



narrow 24°



flood 64°



Patent pending (IT) n° MI2012A000605
Patent pending (US) n° 13/863.246
Patent pending (EU) n° 13163623.5





Cata Tunable White



TW®

Artemide Tunable White

- Cata projector in its Tunable White version is equipped with an innovative COB with adjustable colour temperature. The white colour temperature can be adjusted from 2700K to 5700K,
  with an impressive CRI >93 (min.)
- Its lighting performance looks to reproduce the best professional halogen sources in terms the quality of light, with the added benefit of non-existent ultraviolet and infrared emissions.
- Cata projector is equipped with custom electronics, specifically designed to interface with different control devices through the DALI8 protocol.





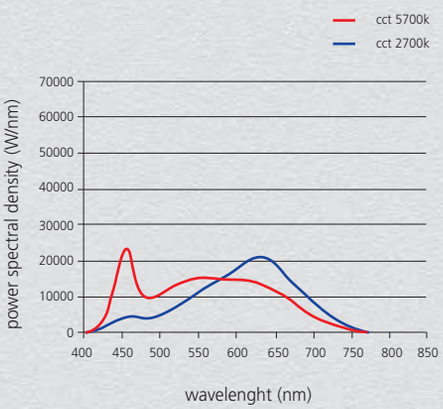

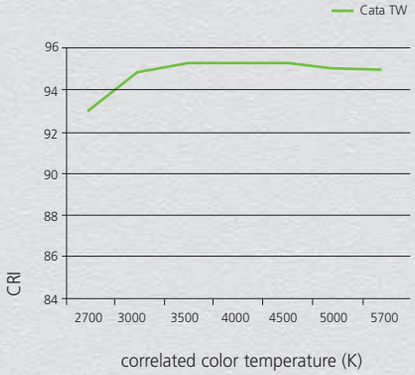

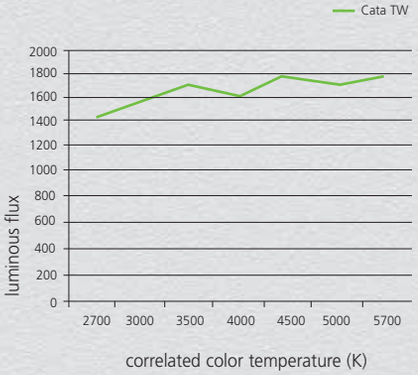

Cata tunable white

TW®
Artemide Tunable White

Polished aluminium

Track

W	CRI	Weight	CCT
24 W	>93	0,65 kg	2700 K - 5700 K

Dimmable DALI 8

Code
M057783



IP20
850°

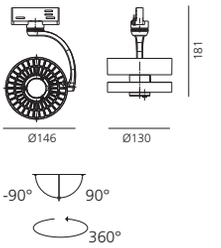

Ceiling

W	CRI	Weight	CCT
24 W	>93	0,75 kg	2700 K - 5700 K

Dimmable DALI 8

Code
M057781



IP20
850°

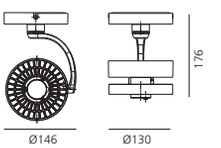

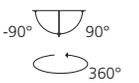

Suspension

W	CRI	Weight	CCT
24 W	>93	0,75 kg	2700 K - 5700 K

Dimmable DALI 8

Code
M066981



IP20
850°

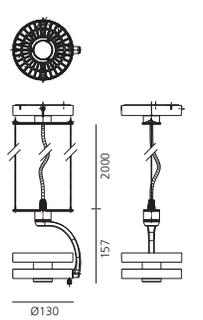

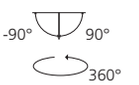

Cata catadioptric

Polished aluminium

Track

W	CRI	Weight	CCT
30 W	=80	0,70 kg	3000 K
			4000 K

To be used in conjunction with DALI 3-circuit tracks.
In absence of DALI bus, CATA can be dimmed using the button on the light fitting.

DALI

Code
M057383
M057483



IP20
850°

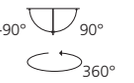

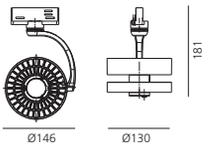

Ceiling

W	CRI	Weight	CCT
30 W	=80	0,70 kg	3000 K
			4000 K

DALI-SwitchDim

Code
M057381
M057481



IP20
850°

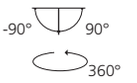

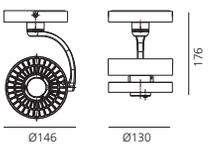

Suspension

W	CRI	Weight	CCT
30 W	=80	0,70 kg	3000 K
			4000 K

In absence of DALI-SwitchDim bus, CATA can be dimmed using the button on the light fitting.

DALI-SwitchDim

Code
M0671W81
M0671N81



IP20
850°

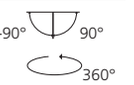

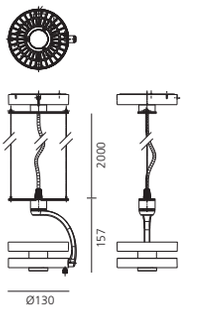

Ceiling fix

W	CRI	Weight	CCT
30 W	=80	0,70 kg	3000 K
			4000 K

DALI-SwitchDim

Code
M0677W81
M0677N81



IP20
850°

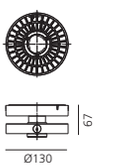

Optical unit 10°

Weight	Beam
0,25 kg	10°

CCT	Flux
3000 K	898 lm
4000 K	951 lm

Code
M057500



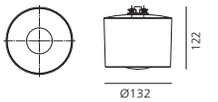

Optical unit 14°

Weight	Beam
0,20 kg	14°

CCT	Flux
3000 K	754 lm
4000 K	800 lm

Code
M057600



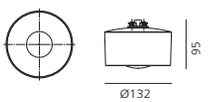

Optical unit 64°

Weight	Beam
0,30 kg	64°

CCT	Flux
3000 K	2013 lm
4000 K	2134 lm

Code
M057810



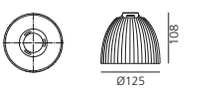

Cata TIR

- Interchangeable optical unit a ‘twist & lock’ mechanism.
- 5 avaible beams: narrow (8°), spot (16°), flood (28°), wide flood (48°), wall washer.
- 2 color temperatures: warm white (3000K) CRI=93 (min.), neutral white (4000K) CRI=90 (min.)
- Rotation of 360°, tilt angle of +90°/-90°.
- 4 installation options: with adaptor for 3-circuit track (ceiling only as envisaged by legislation), with power unit for ceiling installation in the adjustable and fixed version, with power unit for suspension installation in the adjustable version.
- Ultra-flat power source (8mm height): DALI dimmable as standard.
- If mounting on a track, it can be used with button on board unit with memory function.
- If using a ceiling and suspension mount, it can be used in SwitchDimm option and with button on board unit with memory function.
- Materials: optic in transparent polycarbonate and silicone, heat sink in die-cast polished aluminium, feeder/power supply body in transparent polycarbonate, arm in die-cast polished aluminium.
- Complies with EN60598-1 standard and other specific standards.





Optical unit
Cata Lens is equipped with a system of interchangeable optics via a ‘twist and lock’ mechanism.

narrow



spot



flood



wide flood



wall washer





Cata TIR

Polished aluminium

Track

W	CRI	Weight	CCT	Code
22,5 W	=90	0,60 kg	3000 K	M0569W83
			4000 K	M0569N83

To be used in conjunction with DALI 3-circuit tracks.
In absence of DALI bus, CATA can be dimmed using the button on the light fitting.

DALI



IP20
850°

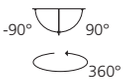

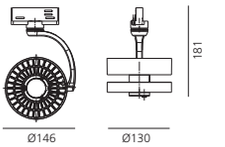

Ceiling

W	CRI	Weight	CCT	Code
22,5 W	=90	0,70 kg	3000 K	M0569W81
			4000 K	M0569N81

DALI-SwitchDim



IP20
850°

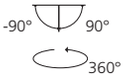

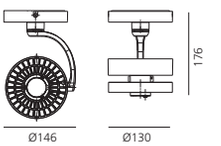

Suspension

W	CRI	Weight	CCT	Code
22,5 W	=90	0,70 kg	3000 K	M0672W81
			4000 K	M0672N81

In absence of DALI-SwitchDim bus, CATA can be dimmed using the button on the light fitting.

DALI-SwitchDim



IP20
850°

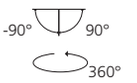

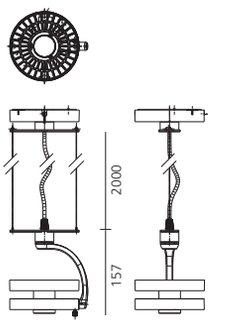

Ceiling fix

W	CRI	Weight	CCT	Code
22,5 W	=90	0,70 kg	3000 K	M0676W81
			4000 K	M0676N81

DALI-SwitchDim



IP20
850°

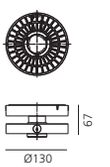

Optical unit narrow

Weight	Beam	Code
0,15 kg	8°	M109500

CCT	Flux
3000 K	994 lm
4000 K	1069 lm



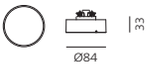

Optical unit spot

Weight	Beam	Code
0,15 kg	16°	M109600

CCT	Flux
3000 K	1127 lm
4000 K	1212 lm





Optical unit flood

Weight	Beam	Code
0,15 kg	28°	M109700

CCT	Flux
3000 K	1073 lm
4000 K	1154 lm





Optical unit wide flood

Weight	Beam	Code
0,15 kg	48°	M109800

CCT	Flux
3000 K	1144 lm
4000 K	1230 lm



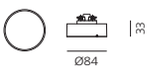

Optical unit ww

Weight	Beam	Code
0,15 kg	ww	M109900

CCT	Flux
3000 K	1111 lm
4000 K	1195 lm



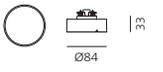

Accessories configuration	narrow	spot	flood	wide flood
 1 Glass filter Lens for ellittical emission Soft filter Chromatic filter	●	●	●	●
 Anti-dazzle louvre	●	●	●	●
 Adjustable dowsers	●	●	●	●
 +  Anti-dazzle louvre + Adjustable dowsers	●	●	●	●
 +  Anti-dazzle louvre + 1 Glass filter Lens for elliptical emission Soft filter Chromatic filter	●	●	●	●
 +  Adjustable dowsers + 1 Glass filter Lens for elliptical emission Soft filter Chromatic filter	●	●	●	●
 +  2 Glass filters Lens for elliptical emission Soft filter Chromatic filter	●	●	●	●

	Color	Code
 Accessories holder	◐	M057080
 Lens for ellittical emission		M282007
 Soft filter		M285207
 Chromatic filter	●	M281745
	●	M281755
	●	M281735
 Anti-dazzle louvre	●	M282100
 Adjustable dowsers	●	M059910









Picto

Studio Artemide
2013 (LED)



- LED COB
- 20W, 35W, 46W, 68W
- 1443 / 5411 lumen
- MacAdam 3SDC
- Beam: F / WF / XF
- CCT: 3000K / 4000K
- CRI=90 (min.)
- Life=L70 (6K)=50000
- IP 20

Picto Tunable White

- CCT: 2.900K / 5.500K
- CRI >91 (min.)



- Series of high-output LED adjustable projectors.
- 2 colours available.
- Optical units available in 3 sizes, depending on the light source: 70 mm, 100 mm, 125 mm.
- Defined narrow beams in the LED version, thanks to the hybrid optical system (Picto 125).
- Picto 125 High Flux uses a high-yield reflective optical unit.
- The new Picto High Flux improves the performance thanks to the high installed power and its high efficiency.
- Picto 125 Tuneable White (LED): colour temperature can be adjusted from 2,900K to 5,500K – CRI>91 (min).
- Adjustability: -90°/+90°, rotation up to 355°.
- Precise aiming of the projectors, thanks to advanced locking system.

- Wide range of accessories: UV filters, chromatic filters, louvres, asymmetric diffuser, adjustable dowsers, Gobo to project images or control shape of beam.
- 2 installation options: with 3-circuit track adapter (available for ceiling mounted option), or base plate for ceiling mounting.
- Electronic power supply: with DALI dimmable, or non-dimmable options.
- Materials: injection-moulded aluminium head, aluminium or polymer body, pure aluminium reflectors.
- Compliant to EN60598-1 standard and other specific regulations.







Showroom Poltrona Frau

Typology - Colour



Track



Ceiling version with adapter



White
○



Black
●

Accessory-holder colour

○ White



● Black



Projector corresponding colour

Black
●



White
○







Picto 70

White ○ Black ●

LED Vertical

W	CRI	Weight	Beam	Flux	CCT	Color	Non dimmable Code	DALI dimmable Code
20 W	=90	1,20 kg	34°	1443 lm	3000 K	○	AD00101	AD02101
						●	AD00104	AD02104
				1487 lm	4000 K	○	AD00401	AD02401
						●	AD00404	AD02404
			44°	1548 lm	3000 K	○	AD00201	AD02201
						●	AD00204	AD02204
				1595 lm	4000 K	○	AD00501	AD02501
						●	AD00504	AD02504
			58°	1449 lm	3000K	○	AD00301	AD02301
						●	AD00304	AD02304
				1493 lm	4000K	○	AD00601	AD02601
						●	AD00604	AD02604



IP20 850°

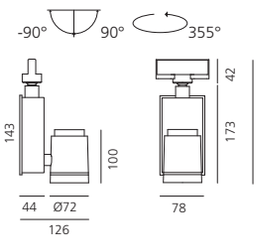

LED Horizontal

W	CRI	Weight	Beam	Flux	CCT	Color	Non dimmable Code	DALI dimmable Code
20 W	=90	1,20 kg	34°	1443 lm	3000 K	○	AD04101	AD06101
						●	AD04104	AD06104
				1487 lm	4000 K	○	AD04401	AD06401
						●	AD04404	AD06404
			44°	1548 lm	3000 K	○	AD04201	AD06201
						●	AD04204	AD06204
				1595 lm	4000 K	○	AD04501	AD06501
						●	AD04504	AD06504
			58°	1449 lm	3000K	○	AD04301	AD06301
						●	AD04304	AD06304
				1493 lm	4000K	○	AD04601	AD06601
						●	AD04604	AD06604



IP20 850°

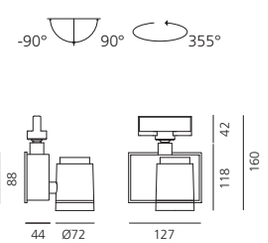

220/240Vac 50/60Hz electronic ballast included.

Accessories Picto 70

	Projector	Color	Code
 Accessory-holder + asymmetric diffuser (black)	○	●	M083037
	●	○	M083017
 Accessory-holder + adjustable dowsers (black)	○	●	M082837
	●	○	M082817
 Accessory-holder + projection lens to control shape of beam	○	●	M083937
	●	○	M083917
 Accessory-holder + projection lens for gobo Gobo to be ordered separately	○	●	M083837
	●	○	M083817
 Accessory for ceiling installation	○		L176320
	●		L176330

Picto 100

White ○ Black ●

LED Vertical

W	CRI	Weight	Beam	Flux	CCT	Color	Non dimmable Code	DALI dimmable Code
35 W	=90	2,60 kg	29°	2424 lm	3000 K	○	AD10101	AD12101
						●	AD10104	AD12104
				2497 lm	4000 K	○	AD10401	AD12401
						●	AD10404	AD12404
			44°	2343 lm	3000 K	○	AD10201	AD12201
						●	AD10204	AD12204
				2413 lm	4000 K	○	AD10501	AD12501
						●	AD10504	AD12504
			68°	2331 lm	3000K	○	AD10301	AD12301
						●	AD10304	AD12304
				2400 lm	4000K	○	AD10601	AD12601
						●	AD10604	AD12604



IP20 ⏚ 850°

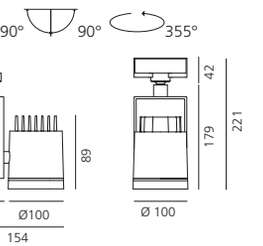

LED Horizontal

W	CRI	Weight	Beam	Flux	CCT	Color	Non dimmable Code	DALI dimmable Code
35 W	=90	2,60 kg	29°	2424 lm	3000 K	○	AD14101	AD16101
						●	AD14104	AD16104
				2497 lm	4000 K	○	AD14401	AD16401
						●	AD14404	AD16404
			44°	2343 lm	3000 K	○	AD14201	AD16201
						●	AD14204	AD16204
				2413 lm	4000 K	○	AD14501	AD16501
						●	AD14504	AD16504
			68°	2331 lm	3000K	○	AD14301	AD16301
						●	AD14304	AD16304
				2400 lm	4000K	○	AD14601	AD16601
						●	AD14604	AD16604



IP20 ⏚ 850°

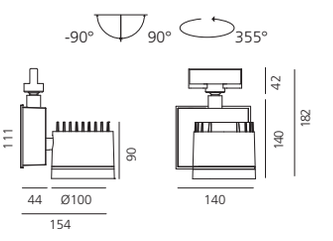

220/240Vac 50/60Hz electronic ballast included.

Accessories Picto 100

		Projector	Color	Code
	Accessory-holder + asymmetric diffuser (black)	○	●	M082737
		●	○	M082717
	Accessory-holder + adjustable dowsers (black)	○	●	M082637
		●	○	M082617
	Accessory-holder + anti-dazzle louvre	○	●	M081737
		●	○	M081717
	UV Filter			M080545
	Accessory for ceiling installation	○		L176320
		●		L176330

Picto 125

White ○ Black ●

Picto 125 High Flux LED

W	CRI	Weight	Beam	Flux	CCT	Color	non dimmable Code	DALI dimmable Code
68 W	= 90	2,60 kg	17°	5371 lm	3000 K	○	AD20101	AD22101
						●	AD20104	AD22104
				5532 lm	4000 K	○	AD20301	AD22301
						●	AD20304	AD22304
			41°	5253 lm	3000 K	○	AD20201	AD22201
						●	AD20204	AD22204
				5411 lm	4000 K	○	AD20401	AD22401
						●	AD20404	AD22404



IP20 850°

-90° 90° 355°

220/240Vac 50/60Hz electronic ballast included.

Picto 125

W	CRI	Weight	Beam	Flux	CCT	Color	non dimmable Code	DALI dimmable Code
46 W	=90	2,60 kg	17°	3609 lm	3000 K	○	AD30101	AD32101
						●	AD30104	AD32104
				3717 lm	4000 K	○	AD30301	AD32301
						●	AD30304	AD32304
			41°	3710 lm	3000 K	○	AD30201	AD32201
						●	AD30204	AD32204
				3822 lm	4000 K	○	AD30401	AD32401
						●	AD30404	AD32404



IP20 850°

-90° 90° 355°

220/240Vac 50/60Hz electronic ballast included.

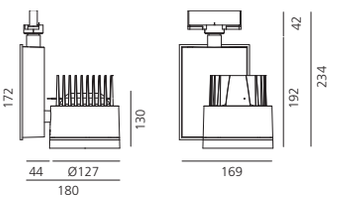

Accessories

		Projector	Color	Code
	Accessory-holder + asymmetric diffuser (black)	○	●	M083137
		●	○	M083117
	Accessory-holder + adjustable dowsers (black)	○	●	M082937
		●	○	M082917
	Accessory-holder + anti-dazzle louvre	○	●	M083337
		●	○	M083317
	Accessory-holder + IR filter	○	●	M083537
		●	○	M083517
	Accessory-holder + lens for ellittical emission	○	●	M083437
		●	○	M083417

		Projector	Color	Code
	Accessory-holder + chromatic filter Warmtone	○	●	M083637
		●	○	M083617
	Accessory-holder + chromatic filter Coldtone	○	●	M083737
		●	○	M083717
	UV Filter			M080535
	Accessory for ceiling installation	○		L176320
		●		L176330

Picto 125 Tunable White

White ○ Black ●

						manual adjustment	DALI 8
W	Weight	Beam	Flux	CCT	Color	Code	Code
35 W	2,60 kg	16°	1335 lm	2900 K-	○	AD40101	AD42101
				5500 K	●	AD40104	AD42104
		36°	1238 lm	2900 K-	○	AD40201	AD42201
				5500 K	●	AD40204	AD42204



IP20 ⏚ 850°

-90° 90° 355°

220/240Vac 50/60Hz electronic ballast included.

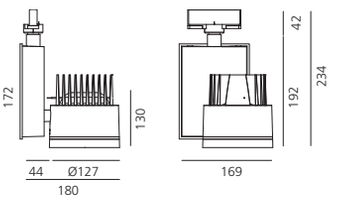

TW®

Artemide Tunable White



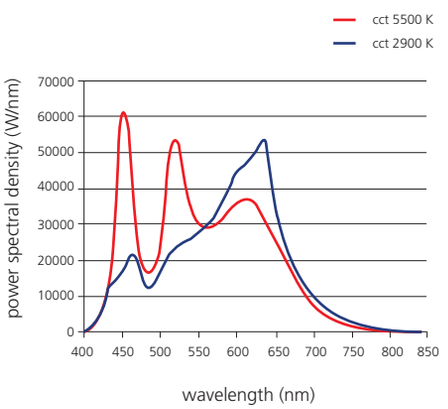

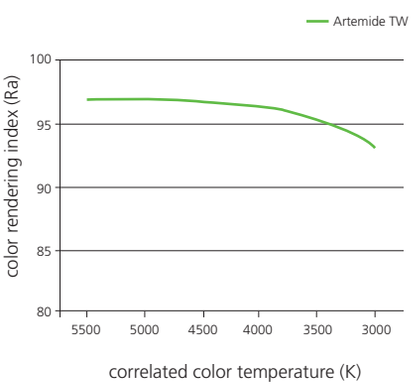

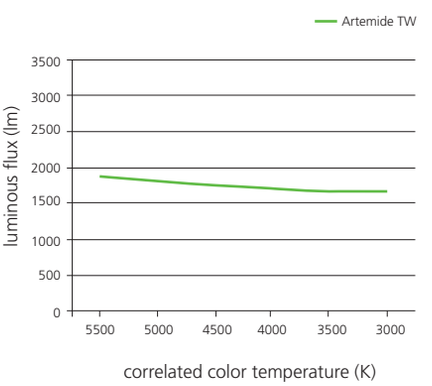





Vector

Carlotta de Bevilacqua
2017











- LED COB
- 2,2W / 8,7W, 12,6 / 13 W
- 193 / 1350 lumen
- MacAdam 3SDC
- Beam: S / F / WF
- CCT: 3000K / 4000K
- CRI=90 (min.)
- IP 20





S = Spot
(8°- 15°)

F = Flood
(15°-30°)

WF = Wide flood
(30°-45°)

- Two sizes with four different beam angles each (spot, flood, wide flood) obtained by means of refractive or hybrid optical units.
- Two track adapter options (d40 narrow spot version available with magnetic adapter only).
- Junction arm integrated in the spotlight's body to keep the barycentre aligned with the track and prevent any imbalance in possible suspension versions of the frame.
- The junction allows 360° rotation and 90° tilting for maximum emission adjustment freedom.
- Version with Dali adjustable magnetic track adapter ensuring utmost flexibility in the operation of the individual light sources.
- Version with compact 4-conductor (3p+n) adapter with hidden LED driver and non-dimmerable phase selector.



Dali - SELV dimmable

Dimming conductors on track are accessible to fingers, so it is mandatory to carry SELV voltages (< 60VDC). Dali is not SELV, Artemide has developed an interface (located into the canopy) that transform Dali (not SELV) into a "SELV DALI".









Vector Magnetic



Vector 40

White ○ Black ● Silver ◍

Magnetic 48V dc						Dimmable
W	CRI	Beam	Flux	CCT	Color	Code
2 W	=90	11°	193 lm	3000 K	○	AP00001
					●	AP00004
					◍	AP00005
				4000 K	○	AP05001
					●	AP05004
					◍	AP05005
8,5 W		19°	774 lm	3000 K	○	AP00101
					●	AP00104
					◍	AP00105
				4000 K	○	AP05101
					●	AP05104
					◍	AP05105
		25°	801 lm	3000K	○	AP00201
					●	AP00204
					◍	AP00205
				4000K	○	AP05201
					●	AP05204
					◍	AP05205
		30°	756 lm	3000K	○	AP00301
					●	AP00304
					◍	AP00305
				4000K	○	AP05301
					●	AP05304
					◍	AP05305



IP20



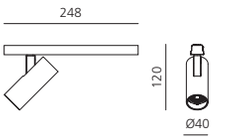

For operation only use the Artemide power supply kit.

Vector 55

Magnetic 48V dc						Dimmable
W	CRI	Beam	Flux	CCT	Color	Code
12 W	=90	11°	1265 lm	3000 K	○	AP10001
					●	AP10004
					◍	AP10005
				4000 K	○	AP15001
					●	AP15004
					◍	AP15005
13 W		15°	1350 lm	3000 K	○	AP10101
					●	AP10104
					◍	AP10105
				4000 K	○	AP15101
					●	AP15104
					◍	AP15105
		25°	1350 lm	3000K	○	AP10201
					●	AP10204
					◍	AP10205
				4000K	○	AP15201
					●	AP15204
					◍	AP15205
		44°	1350 lm	3000K	○	AP10301
					●	AP10304
					◍	AP10305
				4000K	○	AP15301
					●	AP15304
					◍	AP15305



IP20



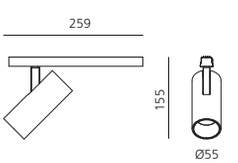

For operation only use the Artemide power supply kit.

Vector track



Vector 40

White ○ Black ● Silver ◍

Track slim adapter						Non dimmable
W	CRI	Beam	Flux	CCT	Color	Code
2 W	=90	11°	193 lm	3000 K	○	AN00001
					●	AN00004
					◍	AN00005
				4000 K	○	AN05001
					●	AN05004
					◍	AN05005
8,5 W		19°	774 lm	3000 K	○	AN00101
					●	AN00104
					◍	AN00105
				4000 K	○	AN05101
					●	AN05104
					◍	AN05105
		25°	801 lm	3000K	○	AN00201
					●	AN00204
					◍	AN00205
				4000K	○	AN05201
					●	AN05204
					◍	AN05205
		30°	756 lm	3000K	○	AN00301
					●	AN00304
					◍	AN00305
				4000K	○	AN05301
					●	AN05304
					◍	AN05305



IP20



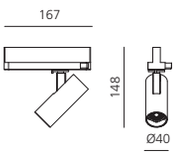

220/240Vac 50/60Hz electronic ballast included.

Vector 55

Track slim adapter						Non dimmable
W	CRI	Beam	Flux	CCT	Color	Code
12 W	=90	11°	1265 lm	3000 K	○	AN10001
					●	AN10004
					◍	AN10005
				4000 K	○	AN15001
					●	AN15004
					◍	AN15005
13 W		15°	1350 lm	3000 K	○	AN10101
					●	AN10104
					◍	AN10105
				4000 K	○	AN15101
					●	AN15104
					◍	AN15105
		25°	1350 lm	3000K	○	AN10201
					●	AN10204
					◍	AN10205
				4000K	○	AN15201
					●	AN15204
					◍	AN15205
		44°	1350 lm	3000K	○	AN10301
					●	AN10304
					◍	AN10305
				4000K	○	AN15301
					●	AN15304
					◍	AN15305



IP20



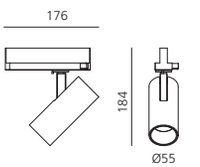

220/240Vac 50/60Hz electronic ballast included.

Vector recessed









Vector 55 recessed

White ○ Silver ●

Trim

W	CRI	Beam	Flux	CCT	Color	Code
12 W	=90	11°	1265 lm	3000 K	○	AR10001
					●	AR10005
				4000 K	○	AR15001
					●	AR15005
13 W		15°	1350 lm	3000 K	○	AR10101
					●	AR10105
				4000 K	○	AR15101
					●	AR15105
		25°	1350 lm	3000K	○	AR10201
					●	AR10205
				4000K	○	AR15201
					●	AR15205
		44°	1350 lm	3000K	○	AR10301
					●	AR10305
				4000K	○	AR15301
					●	AR15305



IP20



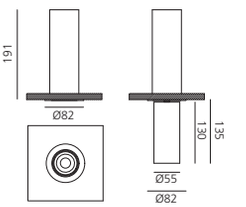

Trimless

W	CRI	Beam	Flux	CCT	Color	Code
12 W	=90	11°	1265 lm	3000 K	○	AR20001
					●	AR20005
				4000 K	○	AR25001
					●	AR25005
13 W		15°	1350 lm	3000 K	○	AR20101
					●	AR20105
				4000 K	○	AR25101
					●	AR25105
		25°	1350 lm	3000K	○	AR20201
					●	AR20205
				4000K	○	AR25201
					●	AR25205
		44°	1350 lm	3000K	○	AR20301
					●	AR20305
				4000K	○	AR25301
					●	AR25305



IP20



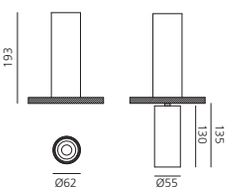

Driver	Vac	Lmm	Wmm	Hmm	Optic units	Size recessed (mm)		Code
25,2 W 900mA	220-240	164	38	24,5	1x / 2x / 4x	150 / 130 / 80	DALI	DV1003
32 W 900mA	220-240	129,5	42	30	8x	80	Non dimmable	DV1004

Vector magnetic track





Magnetic Track suspension, ceiling

White ○ Black ● Silver ○

Track

Length	Color	Dimmable Code
1180 mm	○	AQ00001
	●	AQ00004
	○	AQ00005
2360 mm	○	AQ00101
	●	AQ00104
	○	AQ00105



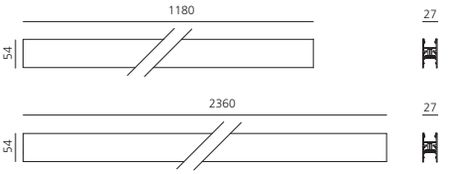

Track - direct and indirect diffusing

Length	CCT	Color	Dimmable Code
1180 mm	2700 K	○	AQ00501
		●	AQ00504
		○	AQ00505
	3000 K	○	AQ00601
		●	AQ00604
		○	AQ00605
	4000 K	○	AQ00701
		●	AQ00704
		○	AQ00705
2360 mm	2700 K	○	AQ00801
		●	AQ00804
		○	AQ00805
	3000K	○	AQ00901
		●	AQ00904
		○	AQ00905
	4000K	○	AQ01001
		●	AQ01004
		○	AQ01005



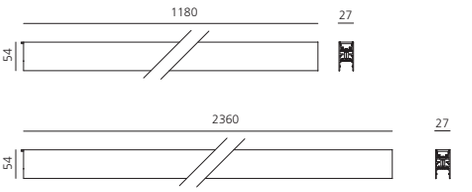

Accessories

Power supply end cap

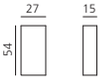

Color	Code
○	AQ02001
●	AQ02004
○	AQ02005

End cap

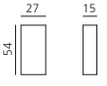

Color	Code
○	AQ02101
●	AQ02104
○	AQ02105

Ceiling Supply Kit
240 W / 48V with a power supply cable and DALI signal input.



Color	Code
○	AQ02401
●	AQ02404
○	AQ02405

Kit electrical and mechanical connection
To connect two modules on the same level.



Code: AQ02800

Kit mechanical connection
To connect two modules with different power.

Color	Code
○	AQ09701
●	AQ09704
○	AQ09705

Trimless kit
to rececess power supply.

Code: AQ02500

Suspension Kit
Cable + ceiling adjustment device.



Code: AQ02200

Ceiling Kit
For track modules, diffusing elements, corners.

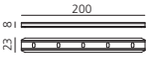

Code: AQ02300

Feeding corner
To connect two modules on the same level.

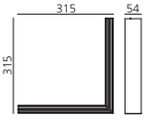

Color	Code
○	AQ02601
●	AQ02604
○	AQ02605

Magnetic Track recessed

Trimless

Length	Code
1180 mm	AQ15000
2360 mm	AQ15100



Accessories trimless

	Code
Power supply end cap (1 pcs) 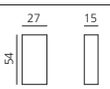	AQ15200
End cap 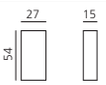	AQ15300
Feeding corner To connect two modules on the same level. 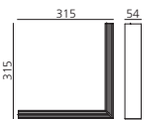	AQ15500
Touch panel DALI / DALI 8	DV9001

	Code
Trimless Supply Kit 240 W / 48V with a power supply cable and DALI signal input. 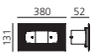	AQ15401
Kit electrical and mechanical connection To connect two recessed modules on the same level.	AQ15700
Kit mechanical connection To connect two recessed modules with different power.	AQ18401

Olmo

Giulio Iacchetti
2015



Spot

- LED COB
- 16W
- 1233 / 1324 lumen
- MacAdam 2SDC
- Beam: 22°, 29°, 42°
- L70(6K)>50000h
- CCT: 2700K / 3000K
- CRI=90 (min.)

Linear module

- LED 7W
- 300 mm, 600 mm
- 715 / 1430 lumen
- MacAdam 2SDC
- CCT: 2700K / 3000K
- CRI=90 (min.)

- 24V magnetic track, max. 5 modules and 240 with one power unit.
- The junction allows to join the parts at 360° horizontally or vertically.
- Adjustable magnetic LED projectors.
- Linear diffusing 300 mm and 600 mm magnetic module.
- DALI dimmerable and non-dimmerable version.
- Materials: black and white painted aluminium body.



F = Flood
(15°-30°)



WF = Wide flood
(30°-45°)









Olmo

Olmo is a system based on a combination of plain optical and mechanical elements: a linear track module, a magnetic junction and three luminous heads that offer different performances. The track's structure has a C-section to ensure appropriate structural properties and accommodate an innovative printed circuit board within for power supply. Underneath is a thin iron edge that supports the luminous bodies with a magnetic joint. The suspension tracks ensure maximum mounting flexibility, in that they can be either connected with each other or installed vertically or horizontally, as are connected via an element that ensures power and mechanical connection. Olmo is therefore a system that grows freely and unpredictably to adjust its geometry, look, and lighting performance to space.











Olmo Components

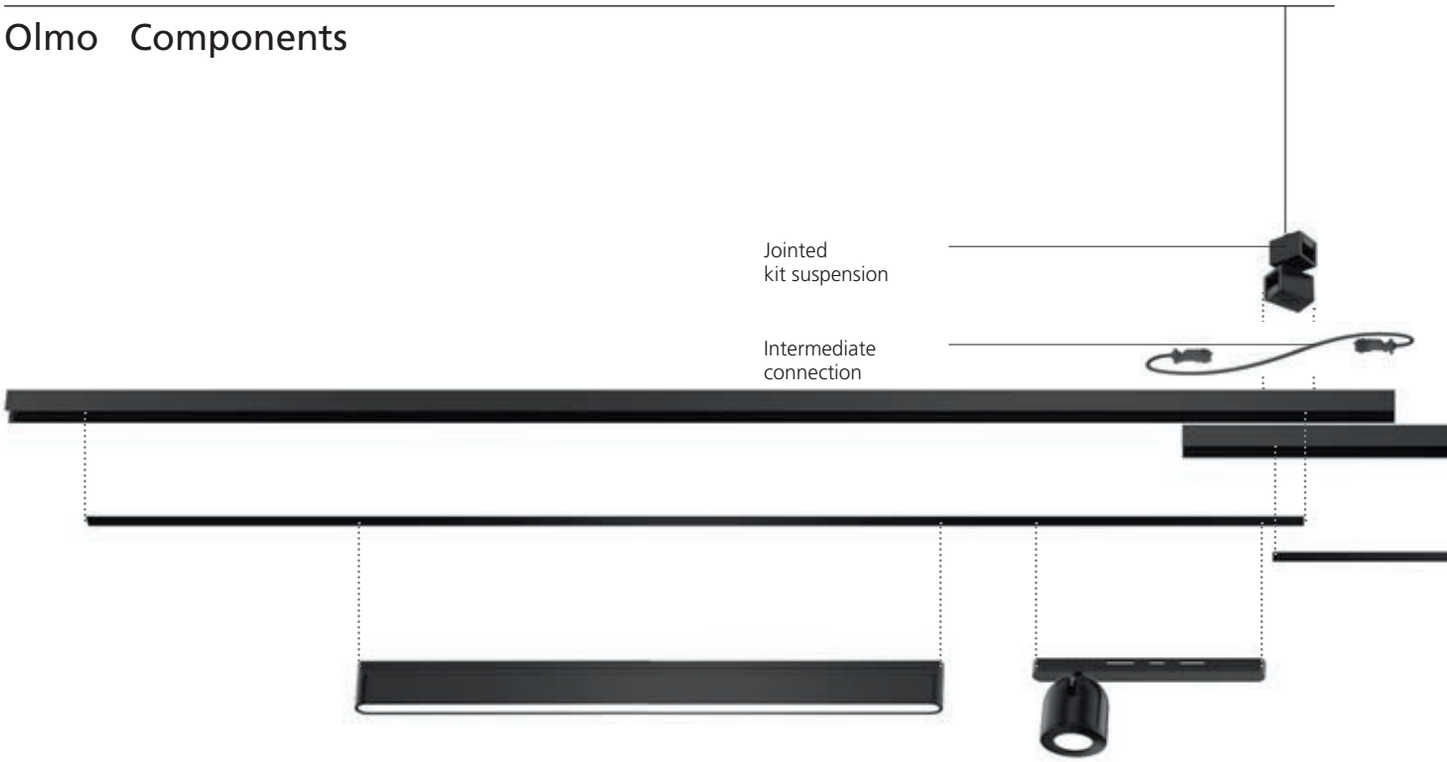




Kit suspension
(open configuration)
Track
PCB
Spot - linear modules
Linear suspension



Track

Black ● White ○

Length	Weight	Color	Code
1300 mm	2,30 kg	○	DGI2700A10
		●	DGI2700A09



IP20



Spot

W	CRI	Beam	Flux	CCT	Color	Code
16 W	=90	22°	1233 lm	2700 K	○	DGI2700B101Y
					●	DGI2700B091Y
			1319 lm	3000 K	○	DGI2700B101W
					●	DGI2700B091W
		29°	1237 lm	2700 K	○	DGI2700B102Y
					●	DGI2700B092Y
			1324 lm	3000 K	○	DGI2700B102W
					●	DGI2700B092W
		42°	1236 lm	2700 K	○	DGI2700B103Y
					●	DGI2700B093Y
			1322 lm	3000 K	○	DGI2700B103W
					●	DGI2700B093W



IP20

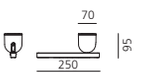

Linear module

W	Length	CRI	Flux	CCT	Color	Code
7 W	300 mm	=90	715 lm	2700 K	○	DGI2700C10Y
					●	DGI2700C09Y
				3000 K	○	DGI2700C10W
					●	DGI2700C09W
14 W	600 mm		1430 lm	2700 K	○	DGI2700D10Y
					●	DGI2700D09Y
				3000 K	○	DGI2700D10W
					●	DGI2700D09W



IP20

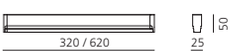

Black ● White ○

Accessories

		Color	Code
	Suspension kit	○	DGI2700H10
		●	DGI2700H09

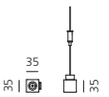

		Color	Code
	Suspension junction	○	DGI2700F10
		●	DGI2700F09

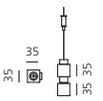

			Color	Code
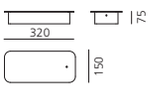	Driver	DALI	○	DGI2700E10D
			●	DGI2700E09D
		Non dimmable	○	DGI2700E10
			●	DGI2700E09

		Color	Code
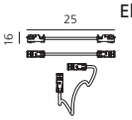	Electrical connection kit	○	DGI2700G10
		●	DGI2700G09

Caelum

Ernesto Gismondi
2013



- LED COB
- 28W, 35W
- 1596 / 3600 lumen
- MacAdam 3SDC
- Beam: F / WF / XF
- CCT: 3000K / 4000K
- CRI = < 90 (typ)
- IP20 ⏚

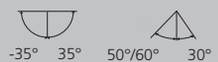

- Caelum is designed to provide a versatile lighting solution for the retail sector. It is a highly flexible, multi-functional system, with a high aesthetic and exceptionally high performance.
- Caelum is a modular lighting system with an open recessed profile channel, which integrates perfectly with the architectural design.
- Optional covers to delineate the channel.
- The spotlight kits are available in 2 sizes: Ø 90 mm and Ø 120 mm (diameter of the optical assembly) and are provided with a swivel arm which allows total concealment of the spotlight or, if open, allows the partial or total extraction of the spotlight from the channel.
- A double hinge system provides a high degree of regulation of the beam direction.
- The spotlights are provided with an electronic power supply.
- The extruded elements are installed along both edges of the ceiling cut, creating a channel that can be finished with an optional top cover.





Flood **(F)**
15°- 30°



Wide flood **(WF)**
30°- 45°



Extra flood **(XF)**
>45°

Caelum structural components

Carter for false ceiling





Linear profiles
500 mm long
600 mm long
700 mm long



Left inner profile
For joining two linear profiles on the same level.



Right inner profile
For joining two linear profiles on the same level.



End cap













Special application without Carter against the wall.

Aluminium trim profiles





Linear aluminium trim profiles
500 mm long
1000 mm long
2000 mm long
3000 mm long



90° inner coupling
For joining two trim profiles on the same level.



90° outer coupling
For joining two trim profiles on the same level.



Closing end caps

Caelum configuration

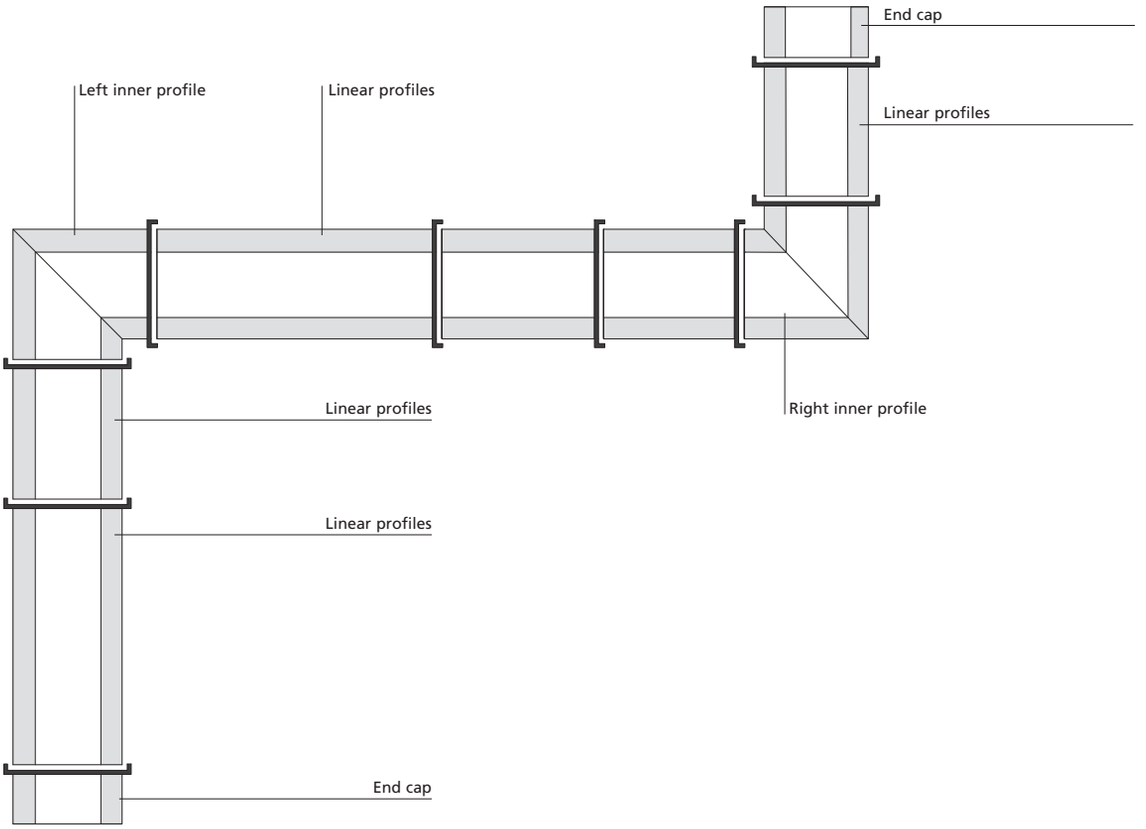

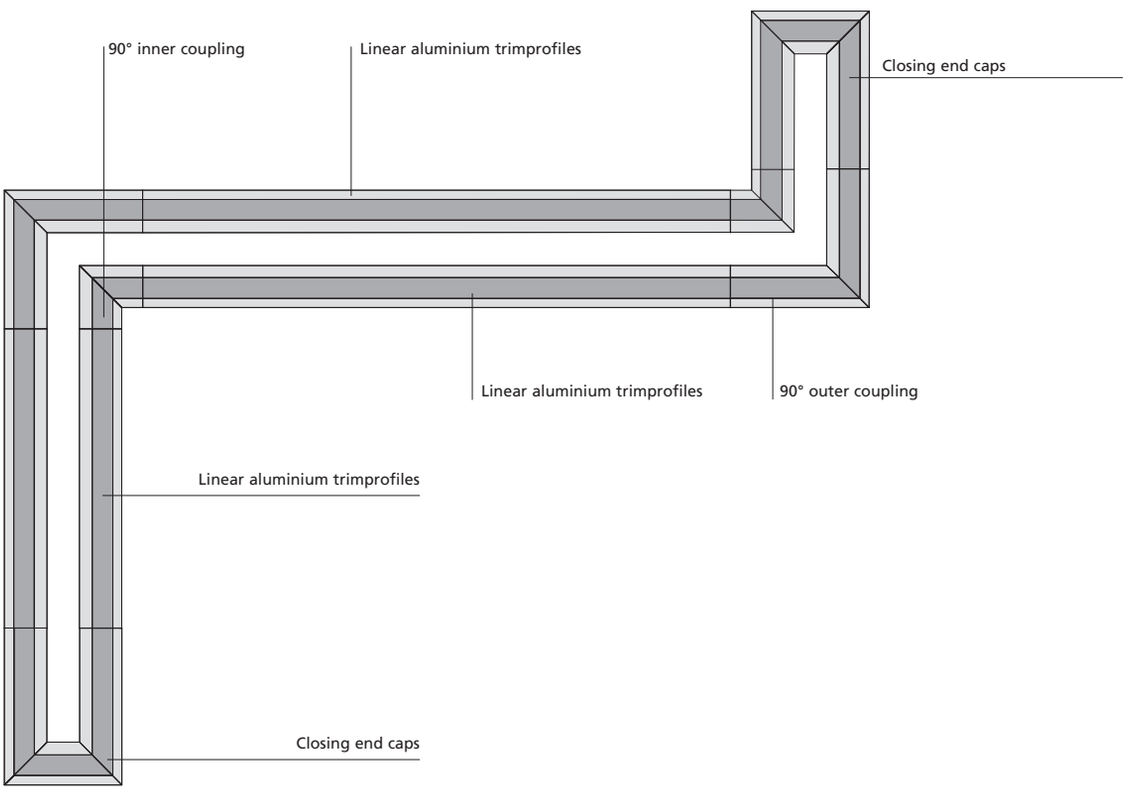

Caelum profile

White ○ Black ● Blue ● Gold ◑

Profile

Length	Weight	Color	Code
500 mm	3,30 kg	○	M282720
		●	M282710
		●	M282730
		◑	M282750
600 mm	3,90 kg	○	M282820
		●	M282810
		●	M282830
		◑	M282850
700 mm	4,60 kg	○	M282920
		●	M282910
		●	M282930
		◑	M282950



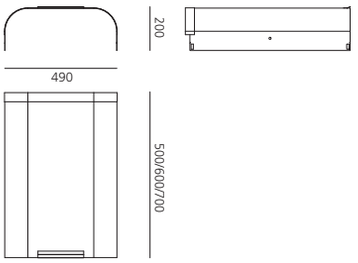

90° profile

Angle	Weight	Color	Code
left	4,80 kg	○	M283220
		●	M283210
		●	M283230
		◑	M283250
right	4,80 kg	○	M283320
		●	M283310
		●	M283330
		◑	M283350



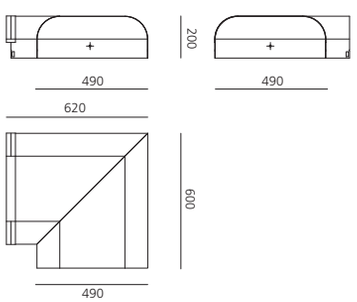

End cap

	Weight	Color	Code
	1,60 kg	○	M283120
		●	M283110
		●	M283130
		◑	M283150



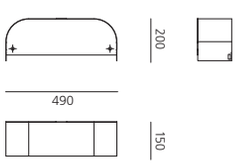

Caelum structural modules

White ○ Black ●

Linear structural module (set of 2)

Length	Weight	Color	Code
500 mm	1,10 kg	○	M284120
		●	M284110
1000 mm	2,20 kg	○	M284220
		●	M284210
2000 mm	4,40 kg	○	M284320
		●	M284310
3000 mm	6,60 kg	○	M284420
		●	M284410



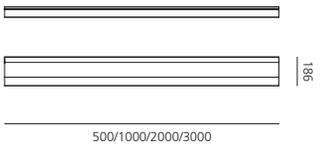

90° structural module

Angle	Weight	Color	Code
inner	0,30 kg	○	M284520
		●	M284510
outer	2,30 kg	○	M284720
		●	M284710



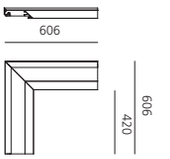



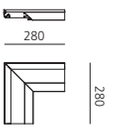

End caps structural module (set of 2)

	Weight	Color	Code
	3,30 kg	○	M284620
		●	M284610



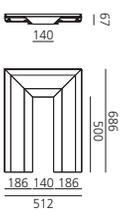

Connectors

	Code
Kit power connectors (2pz)	M280900
Kit spacers connector (5pz)	M281000

Caelum 90 LED

White ○ Black ●

W	CRI	Weight	Beam	Flux	CCT	Color	Code
28W	< 90 (typ.)	1,20 kg	20°	1873 lm	3000 K	○	M275625
						●	M275615
				1930 lm	4000 K	○	M275725
						●	M275715
			50°	1758 lm	3000 K	○	M276025
						●	M276015
				1811 lm	4000 K	○	M276125
						●	M276115



IP20 ⏚ 850°

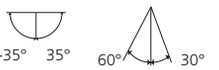

220/240Vac 50/60Hz electronic ballast included.

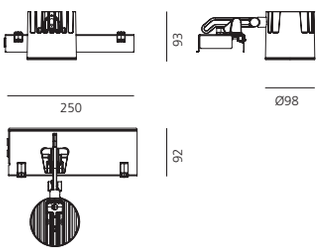

Accessoires

		Color	Code
	Lens for ellittical emission		M282007
	Chromatic filter	●	M281745
		●	M281755
		●	M281735
	Anti-dazzle louvre		M282100
	Soft filter		M285207
	IR filter		M281807
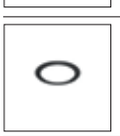	Adapter ring		M285007
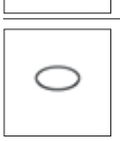	Spacing ring		M285107

Caelum 120 LED

White ○ Black ●

W	CRI	Weight	Beam	Flux	CCT	Color	Code
35 W	< 90 (typ.)	1,70 kg	16°	2301 lm	3000 K	○	M276225
						●	M276215
				2448 lm	4000 K	○	M276325
						●	M276315
			36°	2233 lm	3000 K	○	M276425
						●	M276415
				2376 lm	4000 K	○	M276525
						●	M276515



IP20 ⏚ 850°

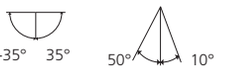

220/240Vac 50/60Hz electronic ballast included.

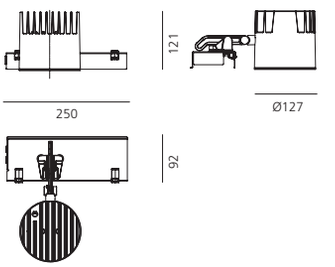

Accessoires

		Color	Code
	Lens for elliptical emission		M078700
	Chromatic filter	🟡	M078900
		🔴	M079000
		🔵	M282235
	Anti-dazzle louvre		M078400
	Soft filter		M078800
	UV filter		M282407
	IR filter		M282307
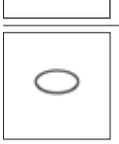	Spacing ring		M285307

Airlite

Carlotta de Bevilacqua
Paola di Arianello
2012



- LED COB
- 35W / 31W
- 1188/2709 lumen
- MacAdam 3SDC
- Beam: S / F
- CCT: 3000K / 4000K
- CRI=80 (min.)
- Airlite Tunable White 2.900K / 5.500K
- CRI >91 (min.)
- IP 20 ⏚



- Unique minimal dimensions and virtually weightless: max diameter 139mm x height 85mm. Weight of the die-cast head is 450g.
- High energy efficiency: between 71 and 81 lumens per watt in the spotlight version.
- Innovative LED thermal management: passive heat dissipation system based on a chimney effect.
- Thin, extremely defined beams, thanks to the hybrid optical system.
- Available accessories include: elliptical refractor, soft and coloured filters, asymmetric tube, anti-dazzle louvre, adjustable dowsers.
- In addition to adjustable dowsers or asymmetric tube, it is possible to install up to 3 filters / refractors at the same time, or one filter plus the anti-dazzle louvre.

- 3 installation options: with adaptor for 3-circuit track (ceiling mounted version only), with base plate for semi-recessed mounting, or suspension.
- Standard version: DALI dimmable. Tuneable White version: DALI8.
- Materials: body in die-cast aluminium, reflector in optical aluminium, lens in polycarbonate.
- Complies with standard EN60598-1 and other specific regulations.



Spot (S)
8°-15°



Flood (F)
15°- 30°

Innovative thermal management

The die-cast aluminium body has a distinctive design, increasing thermal dissipation.
Air is circulated through open gaps, allowing heat to travel out of the fitting, ensuring efficiency and long life of the LED module.
This solution enables the integration of considerable power into an extremely
compact and virtually weightless design.

Dimensions: max diameter 139mm x height 85mm

Weight die-cast head: 450g



Hybrid optical system lens/reflector

Airlite uses high power LED modules within a hybrid optical system (lens and reflector) producing defined narrow beams.
The Airlite 'hybrid' optic technology provides indirect light via a compact reflector adjusted and redirected through the lens.
An innovative solution allowing considerably reduced product dimensions.

LED

TW®

Artemide Tunable White

Airlite Tuneable White projector is equipped with an innovative LED ARRAY of varying colour temperatures: The LED diodes combine to achieve efficient, chromatic uniformity, allowing users to adjust the colour temperature via an electronic control device.

The Airlite Tuneable White projector is a perfect fixture for the retail environment. The ability to adjust colour temperatures from 2900K to 5500K allows for variations in light and atmosphere, giving users the opportunity to highlight different colours, while guaranteeing a high colour rendering indexing (CRI >91 (min.)) with an efficient product (above 85 Lm/W) across the entire spectrum.

The unique mix of LEDs has been selected to ensure perfect positioning of this light source on the black body locus.

Airlight Tuneable White projector is equipped with custom electronics, specifically designed to interface with different control devices via the DALI8 protocol.



2900 K 5500 K

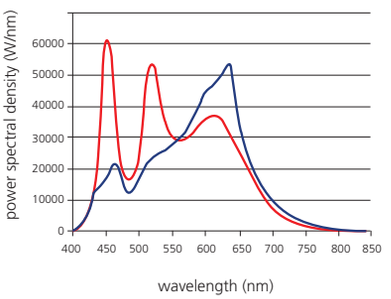

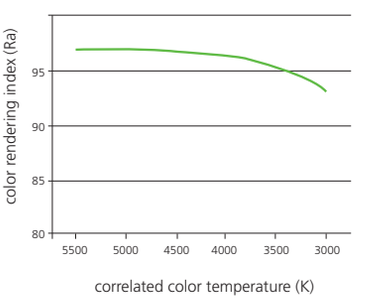

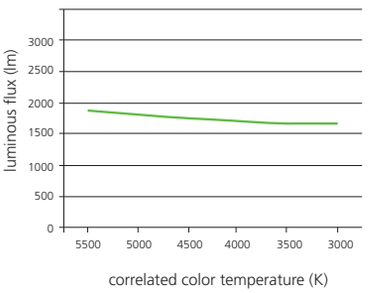

Airlite

White ○ Black ●

Track

W	CRI	Weight	Beam	Flux	CCT	Color	Non dimmable Code	DALI Code
35 W	=80 (min.)	1,60 kg	17°	2548 lm	3000 K	○	M141020	M141021
						●	M141010	M141011
				2709 lm	4000 K	○	M141220	M141221
						●	M141210	M141211
			34°	2360 lm	3000 K	○	M141120	M141121
						●	M141110	M141111
				2510 lm	4000 K	○	M141320	M141321
						●	M141310	M141311



IP20 ⏚ 850° 90° 350°

220/240Vac 50/60Hz electronic ballast included.

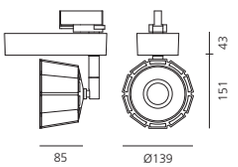

Semi-recessed

W	CRI	Weight	Beam	Flux	CCT	Color	Non dimmable Code	DALI Code
35 W	=80 (min.)	1,30 kg	17°	2548 lm	3000 K	○	M141420	M141421
						●	M141410	M141411
				2709 lm	4000 K	○	M141620	M141621
						●	M141610	M141611
			34°	2360 lm	3000 K	○	M141520	M141521
						●	M141510	M141511
				2510 lm	4000 K	○	M141720	M141721
						●	M141710	M141711



IP20 ▢ 850° 90° 350°
ø99

220/240Vac 50/60Hz electronic ballast included.

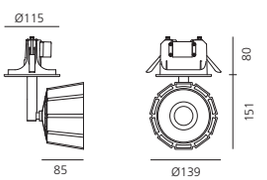

Ceiling

W	CRI	Weight	Beam	Flux	CCT	Color	Non dimmable Code	DALI Code
35 W	=80 (min.)	1,30 kg	17°	2548 lm	3000 K	○	M140620	M140621
						●	M140610	M140611
				2709 lm	4000 K	○	M140820	M140821
						●	M140810	M140811
			34°	2360 lm	3000 K	○	M140720	M140721
						●	M140710	M140711
				2510 lm	4000 K	○	M140920	M140921
						●	M140910	M140911



IP20 ▢ 850° 90° 350°

220/240Vac 50/60Hz electronic ballast included.

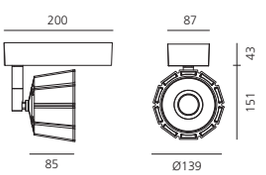

White ○ Black ●

Track | **Non dimmable**

W	CRI	Weight	Beam	Flux	CCT	Color	Code
17 W	=80 (min.)	0,95 kg	28°	1170 lm	3000 K	○	M141820
						●	M141810
				1228 lm	4000 K	○	M141920
						●	M141910



IP20 ⏚
850°

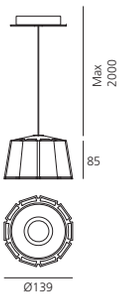

220/240Vac 50/60Hz electronic ballast included.

Airlite tunable white

Track | **DALI 8 dimmable**

W	CRI	Weight	Beam	Flux	CCT	Color	Code
31 W	=80 (min.)	1,60 kg	24°	1228 lm	2900 K-	○	M142221
					5500 K	●	M142211
			40°	1188 lm	2900 K-	○	M142321
					5500 K	●	M142311



IP20 ⏚
850°





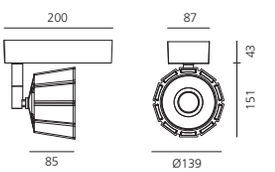

220/240Vac 50/60Hz electronic ballast included.

Accessories

		Color	Code
	Accessories holder	○	M077820
		●	M077810
	Lens for elliptical emission		M078700
	Soft filter		M078800
	Chromatic filter	🟡	M078900
		🔴	M079000
		🟢	M079100

Accessories

		Color	Code
	Anti-dazzle louvre	●	M078400
	Asymmetric lens shield	●	M078500
	Adjustable dowsers	●	M078600





Valextra - Milan (Italy) Arch.: Studio Cerri & Associati Photo: Federico Villa

External three-circuit track

White ○ Black ● Aluminium ●

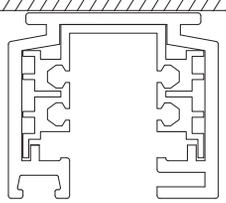

- Three-circuit track for surface mounting.
- Extruded aluminium profile in white, black or aluminium finish.
- Supplied in lengths of up to 4m, cut to measure.
- 2 versions: standard version with 5 conductors (1 earth, 1 neutral, 3 phases) each with a 2.5mm² section, or DALI version with 2 additional conductors allowing dimming of lights fitted with DALI dimmable control gear.
- Maximum intensity: 16a across the 3 circuits.
- Track is pre-cut every 33cm for fixing.
- Wide range of accessories, power supply components and electrical and mechanical connectors.

External three-circuit track	Color	Standard Code	DALI Code
 1000 mm 1,00 kg	○	L170020	L170021
	●	L170030	L170031
		L170070	L170071
2000 mm 2,00 kg	○	L170120	L170121
	●	L170130	L170131
		L170170	L170171
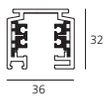 3000 mm 3,00 kg	○	L170220	L170221
	●	L170230	L170231
		L170270	L170271
4000 mm 4,00 kg	○	L170320	L170321
	●	L170330	L170331
		L170370	L170371
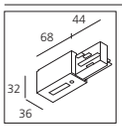 Power supply end cap Earth conductor on the left.	○	L170620	L170621
	●	L170630	L170631
		L170670	L170671
Power supply end cap Earth conductor on the right.	○	L170720	L170721
	●	L170730	L170731
		L170770	L170771
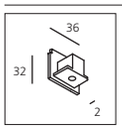 Closure end cap	○	L171620	
	●	L171630	
		L171670	
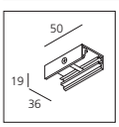 Clip for steel cables or pendant coupler	○	L171720	
	●	L171730	
		L171770	
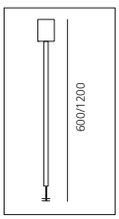 Stem Ø13 mm / L=600mm	○	L170420	
	●	L170430	
Stem Ø13 mm / L=1200mm	○	L170520	
	●	L170530	
Can be cut to measure. For use with pendant clip or pendant coupler (on request).			
Suspension cables			
L. 1.500 mm Eutrac		L176000	
L. 3.000 mm Eutrac		L176100	
L. 6.200 mm Eutrac		L176200	

Joints		Color	Standard	DALI
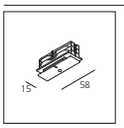	Recessed joint	○	L170920	L170921
		●	L170930	L170931
		●	L170970	L170971
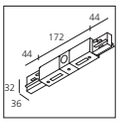	Linear joint	○	L171020	L171021
		●	L171030	L171031
		●	L171070	L171071
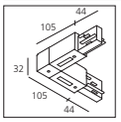	90° joint Internal earth conductor.	○	L171120	L171121
		●	L171130	L171131
		●	L171170	L171171
	90° joint External earth conductor.	○	L171220	L171221
		●	L171230	L171231
		●	L171270	L171271
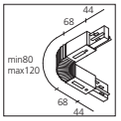	Flexible joint	○	L171520	L171521
		●	L171530	L171531
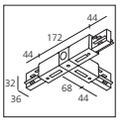	3-way joint Earth conductor on left.	○	L171820	L171821
		●	L171830	L171831
		●	L171870	L171871
	3-way joint Earth conductor on right.	○	L171320	L171321
		●	L171330	L171331
		●	L171370	L171371
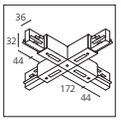	4-way joint	○	L171420	L171421
		●	L171430	L171431
		●	L171470	L171471

Accessories		Color	Standard	DALI
	Universal adapter 230/240V - 16A	○	L172020	L172021
		●	L172030	L172031
	Adapter with terminal resistance for DMX signal	○	L172221	
		●	L172231	
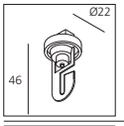	Universal hook Maximum load 10 kg	○	L173420	
		●	L173430	
	Accessory for ceiling installation	○	L176320	
		●	L176330	
		●	L176370	

Recessed three-circuit track

White ○ Black ●

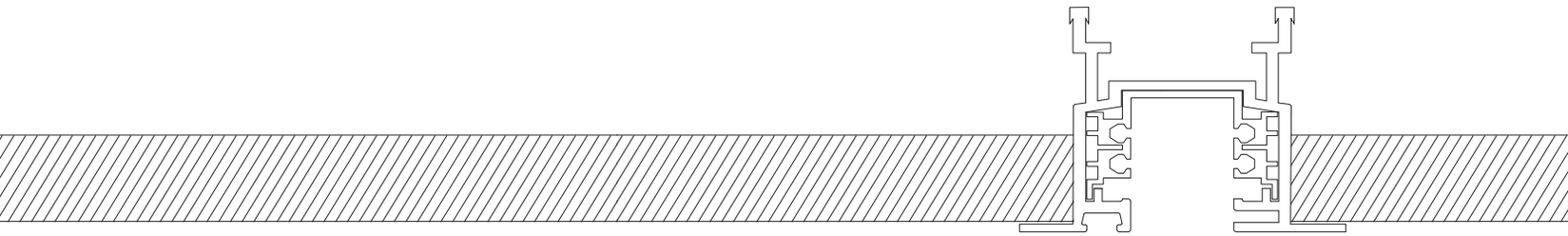

- Three-circuit track for recess mounting.
- Extruded aluminium profile in white, black or aluminium finish.
- Supplied in lengths of up to 4m, cut to measure.
- 2 versions: standard version with 5 conductors
  (1 earth, 1 neutral, 3 phases) each with a 2.5mm² section, or DALI version with 2 additional conductors allowing dimming of lights fitted with DALI dimmable control gear.
- Maximum intensity: 16a across the 3 circuits.
- Track is pre-cut every 33cm for fixing.
- Wide range of accessories, power supply components and electrical and mechanical connectors.

Recessed three-circuit track	Color	Standard Code	DALI Code
 **2000 mm** 2,30 kg	○	L172620	L172621
3000 mm 3,50 kg	○	L172720	L172721
4000 mm 4,60 kg	○	L172820	L172821
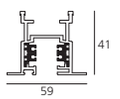 41 59 40xL			
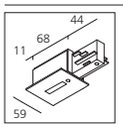 44 68 11 59 Power supply end cap Earth conductor on left.	○	L176420	L176421
Power supply end cap Earth conductor on right.	○	L176520	L176521
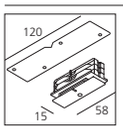 120 15 58 Recessed joint	○	L173220	L173221
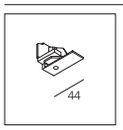 44 Closure end cap	○	L173320	
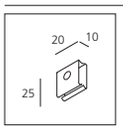 20 10 25 Clip for suspension cable (6 pieces)		L173400	

Accessories	Color	Standard Code	DALI Code
 Universal adapter 230/240V - 16A	○ ●	L172020 L172030	L172021 L172031
 MultiAdapter DMX Terminator	○ ●	L172221 L172231	
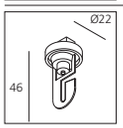 Ø22 46 Universal hook Maximum load 10 kg	○ ●	L173420 L173430	

Installation diagrams

Load of tracks with spotlights in relation to fixing points
(includes the weight of the track)

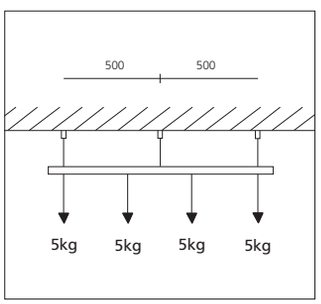

- Three-circuit track for pendant mounting with fixing points every 0.5m.
(Can also be used for recessed installation).

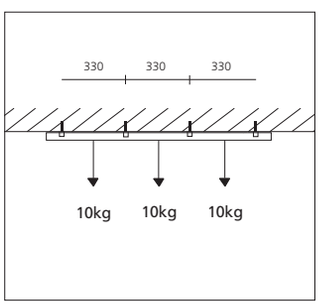

- Three-circuit track for ceiling mounting with fixing points every 0.33m.

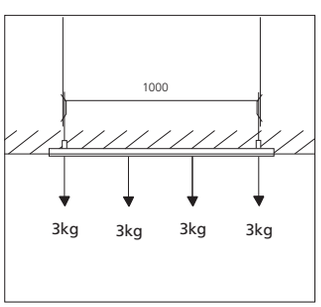

- Three-circuit track for recessed installation with fixing points every metre.
(Can also be used for pendant mounting).

Earth conductor diagrams

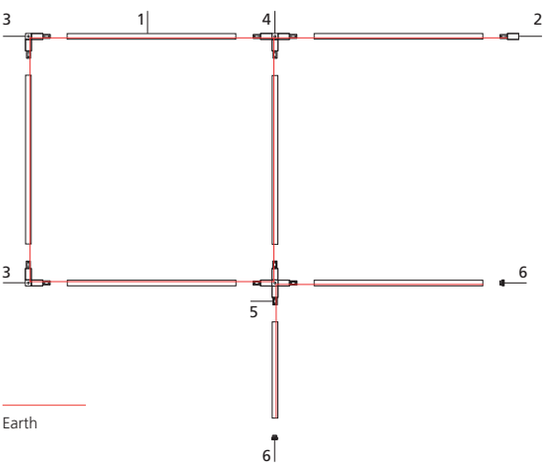

1 Standard three-circuit track.
2 Power supply end cap, earth conductor on left.
3 90° joint, internal earth conductor.
4 3-way joint, earth conductor on left.
5 4-way joint.
6 Closure end cap.

Electrical diagram for alternating current 230V (220-240V)

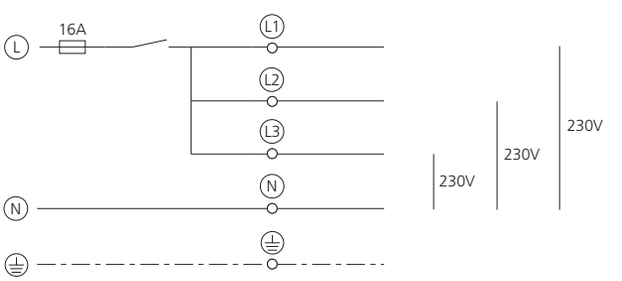

Maximum W allowed: 3600W (max 16A total).
The load can be distributed over the 3 circuits as required.
Protection fuse: 1x16A.
Power supply cable section: min 3x1.5mm² - max 3x2.5mm².

Una Pro

Carlotta de Bevilacqua
2010 - 2011







Una Pro

- 9 LED 10,5 W
  12 LED 13 W
  16 LED 20 W
- 517 / 1045 lumen
- MacAdam 4SDCM
- Beam: XS - F - WF
- CCT 3000K / 3700K
- CRI = 80 / 85
- Life = L70(10K)=50000h
- IP20 ⧈

- High-power LED lighting appliance mounted on a thin (3 mm) flat aluminium sheet with improved heat dissipation.
- The patented dissipation system allows to touch the lighting body at all times for adjusting in space, thus establishing a new relation with light.
- The heads can accommodate 9, 12, or 16-LED circuits.
- Available with three different emissions: 6°, 20°, 38°.
- The junction virtually allows 360° rotation on two axes and 180° rotation on the third one.



Beam Angle

6° - Extra Spot

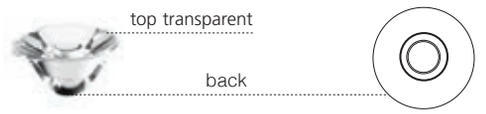

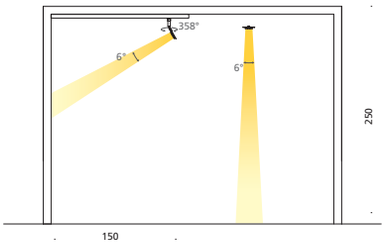



XS = extra spot (<8°)

20° - Flood

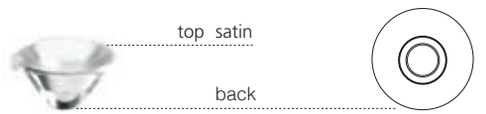

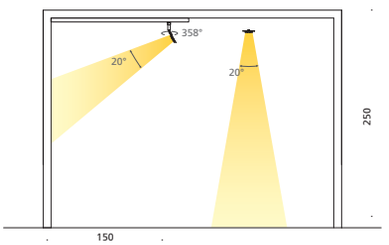



F = flood (15°-30°)

38° - Wide Flood

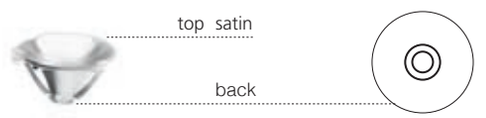

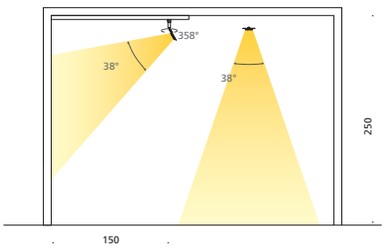



WF = wide flood (30°-45°)

Head and holders color versions

White



White



Aluminium



Black





Una Pro Joint



The utmost flexibility of UNA PRO is ensured by a small junction that virtually allows 360° rotation on two axes and 180° rotation on the third one, thus providing full freedom of movement of the three heads in space. Adjustment is easy; based on the study of heat dissipation, the sheet constituting the lamp's body can be freely touched for easy and intuitive adjustment of the light beam.

Flexibility also helps ensure perfect integration with any space and architectural approach. Una Pro can be concealed and even disappears in the built-in version - an unobtrusive entity that stresses the importance of the emitted light, rather than of the appliance.

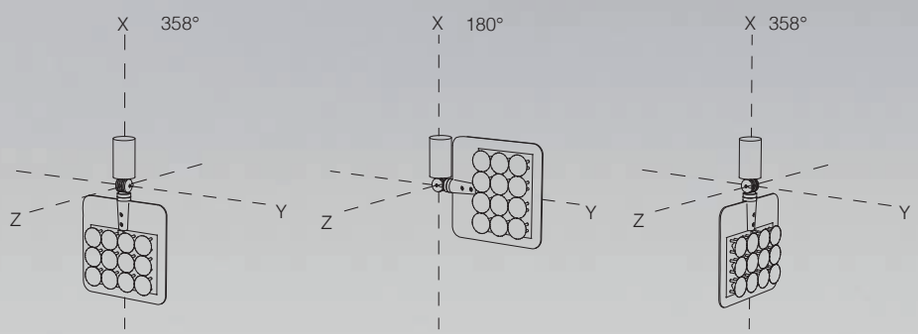

Una Pro

Aluminium ○ White ○



IP20 □

Una Pro Wall / Ceiling

W	CRI	Weight	Beam	Flux	CCT	Head	Holder	Code
9 LED 10,5 W	=85	0,70 kg	6°	536 lm	3000K	○	●	DD0014B00A1W
						○	○	DD0014B10A1W
	=80			570 lm	3700K	○	●	DD0014B00A1
						○	○	DD0014B10A1
	=85		20°	529 lm	3000K	○	●	DD0014B00A2W
						○	○	DD0014B10A2W
	=80			563 lm	3700K	○	●	DD0014B00A2
						○	○	DD0014B10A2
	=85		38°	517 lm	3000K	○	●	DD0014B00A3W
						○	○	DD0014B10A3W
	=80			550 lm	3700K	○	●	DD0014B00A3
						○	○	DD0014B10A3
12 LED 13 W	=85	0,70 kg	6°	726 lm	3000K	○	●	DD0014B00B1W
						○	○	DD0014B10B1W
	=80			772 lm	3700K	○	●	DD0014B00B1
						○	○	DD0014B10B1
	=85		20°	719 lm	3000K	○	●	DD0014B00B2W
						○	○	DD0014B10B2W
	=80			765 lm	3700K	○	●	DD0014B00B2
						○	○	DD0014B10B2
	=85		38°	689 lm	3000K	○	●	DD0014B00B3W
						○	○	DD0014B10B3W
	=80			733 lm	3700K	○	●	DD0014B00B3
						○	○	DD0014B10B3
16 LED 20 W	=85	0,70 kg	6°	982 lm	3000K	○	●	DD0014B00C1W
						○	○	DD0014B10C1W
	=80			1045 lm	3700K	○	●	DD0014B00C1
						○	○	DD0014B10C1
	=85		20°	929 lm	3000K	○	●	DD0014B00C2W
						○	○	DD0014B10C2W
	=80			988 lm	3700K	○	●	DD0014B00C2
						○	○	DD0014B10C2
	=85		38°	915 lm	3000K	○	●	DD0014B00C3W
						○	○	DD0014B10C3W
	=80			973 lm	3700K	○	●	DD0014B00C3
						○	○	DD0014B10C3

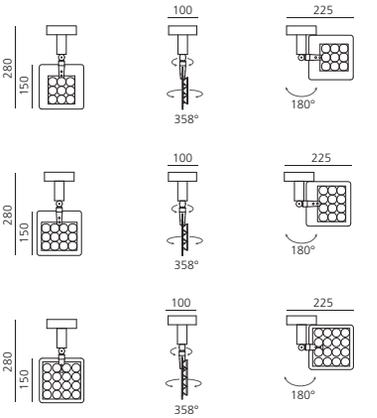

Una Pro Semi-recessed

W	CRI	Weight	Beam	Flux	CCT	Head	Holder	Code
9 LED 10,5 W	=85	0,70 kg	6°	536 lm	3000K	○	●	DD0014G00A1W
						○	○	DD0014G10A1W
	=80			570 lm	3700K	○	●	DD0014G00A1
						○	○	DD0014G10A1
	=85		20°	529 lm	3000K	○	●	DD0014G00A2W
						○	○	DD0014G10A2W
	=80			563 lm	3700K	○	●	DD0014G00A2
						○	○	DD0014G10A2
	=85		38°	517 lm	3000K	○	●	DD0014G00A3W
						○	○	DD0014G10A3W
	=80			550 lm	3700K	○	●	DD0014G00A3
						○	○	DD0014G10A3
12 LED 13 W	=85	0,70 kg	6°	726 lm	3000K	○	●	DD0014G00B1W
						○	○	DD0014G10B1W
	=80			772 lm	3700K	○	●	DD0014G00B1
						○	○	DD0014G10B1
	=85		20°	719 lm	3000K	○	●	DD0014G00B2W
						○	○	DD0014G10B2W
	=80			765 lm	3700K	○	●	DD0014G00B2
						○	○	DD0014G10B2
	=85		38°	689 lm	3000K	○	●	DD0014G00B3W
						○	○	DD0014G10B3W
	=80			733 lm	3700K	○	●	DD0014G00B3
						○	○	DD0014G10B3
16 LED 20 W	=85	0,70 kg	6°	982 lm	3000K	○	●	DD0014G00C1W
						○	○	DD0014G10C1W
	=80			1045 lm	3700K	○	●	DD0014G00C1
						○	○	DD0014G10C1
	=85		20°	929 lm	3000K	○	●	DD0014G00C2W
						○	○	DD0014G10C2W
	=80			988 lm	3700K	○	●	DD0014G00C2
						○	○	DD0014G10C2
	=85		38°	915 lm	3000K	○	●	DD0014G00C3W
						○	○	DD0014G10C3W
	=80			973 lm	3700K	○	●	DD0014G00C3
						○	○	DD0014G10C3



IP20 □ ø80 ± 2 mm

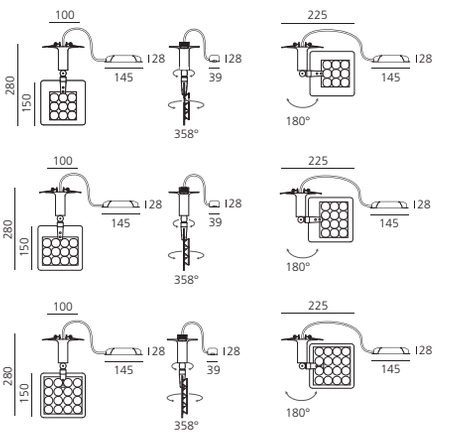

Una Pro

Aluminium ○ White ○



IP20 □

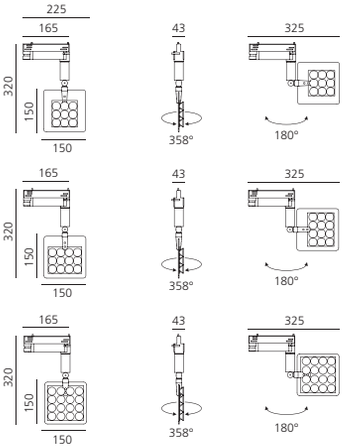

Una Pro Track								
W	CRI	Weight	Beam	Flux	CCT	Head	Holder	Code
9 LED 10,5 W	=85	0,70 kg	6°	536 lm	3000K	○	●	DD0014D00A1W
						○	○	DD0014D10A1W
	=80			570 lm	3700K	○	●	DD0014D00A1
						○	○	DD0014D10A1
	=85		20°	529 lm	3000K	○	●	DD0014D00A2W
						○	○	DD0014D10A2W
	=80			563 lm	3700K	○	●	DD0014D00A2
						○	○	DD0014D10A2
	=85		38°	517 lm	3000K	○	●	DD0014D00A3W
						○	○	DD0014D10A3W
	=80			550 lm	3700K	○	●	DD0014D00A3
						○	○	DD0014D10A3
12 LED 13 W	=85	0,70 kg	6°	726 lm	3000K	○	●	DD0014D00B1W
						○	○	DD0014D10B1W
	=80			772 lm	3700K	○	●	DD0014D00B1
						○	○	DD0014D10B1
	=85		20°	719 lm	3000K	○	●	DD0014D00B2W
						○	○	DD0014D10B2W
	=80			765 lm	3700K	○	●	DD0014D00B2
						○	○	DD0014D10B2
	=85		38°	689 lm	3000K	○	●	DD0014D00B3W
						○	○	DD0014D10B3W
	=80			733 lm	3700K	○	●	DD0014D00B3
						○	○	DD0014D10B3
16 LED 20 W	=85	0,70 kg	6°	982 lm	3000K	○	●	DD0014D00C1W
						○	○	DD0014D10C1W
	=80			1045 lm	3700K	○	●	DD0014D00C1
						○	○	DD0014D10C1
	=85		20°	929 lm	3000K	○	●	DD0014D00C2W
						○	○	DD0014D10C2W
	=80			988 lm	3700K	○	●	DD0014D00C2
						○	○	DD0014D10C2
	=85		38°	915 lm	3000K	○	●	DD0014D00C3W
						○	○	DD0014D10C3W
	=80			973 lm	3700K	○	●	DD0014D00C3
						○	○	DD0014D10C3



Florim Showroom, Milan | 2015



Larte, Milan | 2013

37 Cube

Carlotta de Bevilacqua
Paola di Arianello
2011



- LED 8W
- 1x 463 / 501 lumen
- MacAdam 4SDC
- Beam: S / F / WF
- CCT: 3000K / 4000K
- CRI=80 (min.)
- Life=L70 (6K)>50000h
- IP 20



- Minimal dimensions, material and energy consumption: 37mmx37mmx37mm.
- Effective and precise accent lighting with only 8W of total power consumption.
- Maximum flexibility: rotation 360°, tilt angle +90°/-90°.
- 2 installation options available: with control gear for mounting within Algoritmo product range or base plate for semi-recessed installation.

- Option of installation inside Algoritmo modules.
- Materials: body in anodised aluminium, translucent cover in polycarbonate.
- Complies with EN60598-1 standard and other specific standards.



Spot **(S)**
8°-15°



Flood **(F)**
15°- 30°



Wide flood **(WF)**
30°- 45°



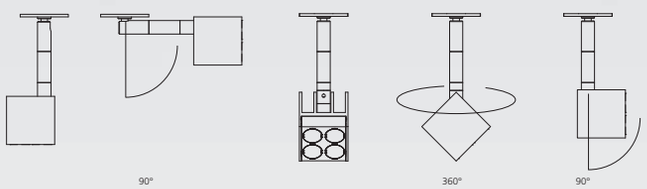
90°
360°
90°



37 Cube semi-recessed

Anodised aluminium

W	CRI	Weight	Beam	Flux	CCT	Color	Non dimmable Code
8 W	=80 (min.)	0,21 kg	14°	483 lm	3000 K		M028504
				517 lm	4000 K		M028604
			18°	463 lm	3000 K		M028704
				495 lm	4000 K		M028804
			30°	468 lm	3000 K		M028904
				501 lm	4000 K		M029004



220/240Vac 50/60Hz electronic ballast included.
Protection class: Class II. SELV. IP20.

IP20
650°
90° 360° ⌀30

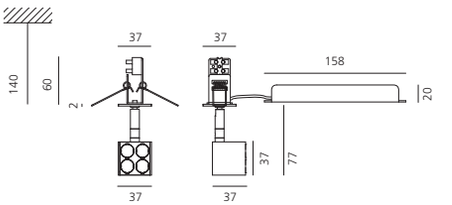

Kit containing 3 projectors for Algoritmo System

W	CRI	Weight	Beam	Flux	CCT	Color	Non dimmable Code
3x8 W	=80 (min.)	0,47 kg	14°	3x483 lm	3000 K		M029100
				3x517 lm	4000 K		M029400
			18°	3x463 lm	3000 K		M029200
				3x495 lm	4000 K		M029500
			30°	3x468 lm	3000 K		M029300
				3x501 lm	4000 K		M029600



For Algoritmo, please see page 255

IP20
650°
90° 360°

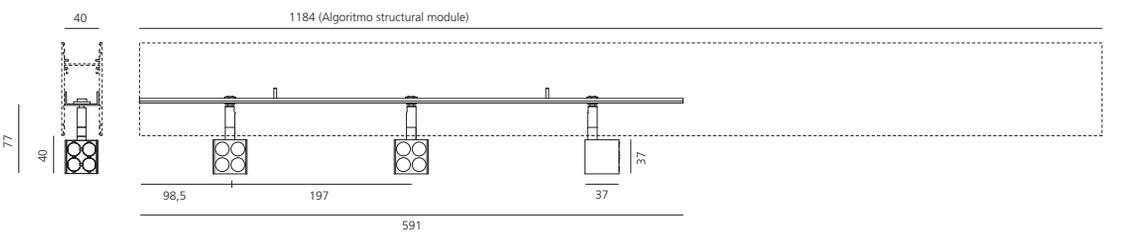



Arts&Foods, Triennale di Milano, Milano (It), 2015, Studio Italo Rota, ph. Federico Villa

PAD / PAD Square

Le poème de l'angle droit

Carlotta de Bevilacqua
2010 (PAD)
2011 (PAD Square)



- 12 / 24 LED 14,5W
- 825 / 1760 lumen
- MacAdam 4SDC
- Beam: S / F / WF
- CCT: 3000K / 4000K
- CRI=80 (typ.)
- Life=L70 (14K)>81600h
- IP40 ⏚



- Compact dimensions:
  PAD, 85mm x 170mm x 16mm – PAD Square,168mm x 170mm x 16mm
- Ultra-flat power source (8mm height): high efficiency and extraordinary versatile power input from 100 to 240v, 50 and 60 Hz.
- Optimized thermal management: passive cooling system based on the extension of aluminium surface and partition of the LED sources (PAD 12 LED-12W PAD SQUARE 24 LED-24W).
- 2 sizes and power: PAD (12LED-14,5W total load, 85mm x 170mm x 16mm)
  and PAD Square (24LED-29W total load, 168mm x 170mm x 16mm).

- 4 installation options: with adaptor for 3-circuit track, with gear plate for mounting within Algoritmo product range, wall/ceiling mounted version, or base plate for semi- recessed mounting.
- Wall/ceiling and semi-recessed versions available with SwitchDim.
- Materials: body in extruded aluminium, transparent cover in polycarbonate, translucent cover in polycarbonate, joint in die-cast aluminium.
- Complies with EN60598-1 standard and other specific standards.



Spot **(S)**
8°-15°



Flood **(F)**
15°- 30°



Wide flood **(WF)**
30°- 45°

Thermal management
The uniform fragmentation of LED sources provides optimized heat dissipation.

21,7°C 56,5°C



Joint
Excellent flexibility of light adjustment.

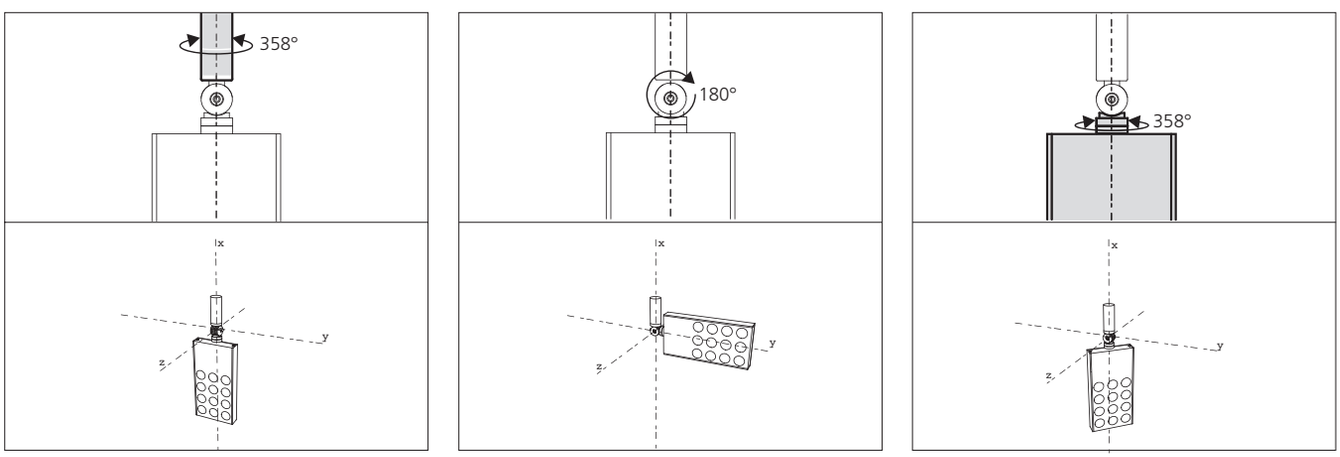

PAD track

Gloss anodised

W	CRI	Weight	Beam	Flux	CCT	Color	Non dimmable Code
14,5 W	=80 (typ.)	0,42 kg	12°	825 lm	3000 K	◑	M200003
				880 lm	4000 K	◑	M200103
			24°	825 lm	3000 K	◑	M200203
				880 lm	4000 K	◑	M200303
			36°	805 lm	3000 K	◑	M200403
				855 lm	4000 K	◑	M200503

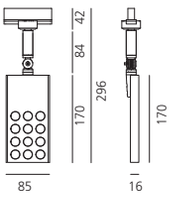



IP40 ⏚ 650°



220/240Vac 50/60Hz electronic ballast included.

PAD kit for Algoritmo System

W	CRI	Weight	Beam	Flux	CCT	Color	Non dimmable Code
14,5 W	=80 (typ.)	0,42 kg	12°	825 lm	3000 K	◑	M200002
				880 lm	4000 K	◑	M200102
			24°	825 lm	3000 K	◑	M200202
				880 lm	4000 K	◑	M200302
			36°	805 lm	3000 K	◑	M200402
				855 lm	4000 K	◑	M200502

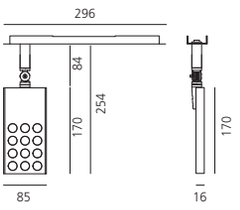



IP40 ⏚ 650°



220/240Vac 50/60Hz electronic ballast included.
For Algoritmo, please see page 254

PAD ceiling

W	CRI	Weight	Beam	Flux	CCT	Color	SwitchDim Code
14,5 W	=80 (typ.)	0,74 kg	12°	825 lm	3000 K	◑	M200001
				880 lm	4000 K	◑	M200101
			24°	825 lm	3000 K	◑	M200201
				880 lm	4000 K	◑	M200301
			36°	805 lm	3000 K	◑	M200401
				855 lm	4000 K	◑	M200501

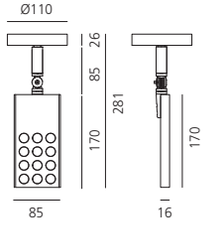



IP40 ⏚ 650°



220/240Vac 50/60Hz electronic ballast included.

PAD semirecessed

W	CRI	Weight	Beam	Flux	CCT	Color	SwitchDim Code
14,5 W	=80 (typ.)	0,73 kg	12°	825 lm	3000 K	◑	M200004
				880 lm	4000 K	◑	M200104
			24°	825 lm	3000 K	◑	M200204
				880 lm	4000 K	◑	M200304
			36°	805 lm	3000 K	◑	M200404
				855 lm	4000 K	◑	M200504

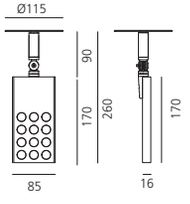



IP40 ⏚ 650°



220/240Vac 50/60Hz electronic ballast included.

PAD Square track

Gloss anodised

W	CRI	Weight	Beam	Flux	CCT	Color	Non dimmable Code
29 W	=80 (typ.)	0,65 kg	12°	1650 lm	3000 K		M201503
				1760 lm	4000 K		M201603
			24°	1650 lm	3000 K		M201703
				1760 lm	4000 K		M201803
			36°	1610 lm	3000 K		M201903
				1710 lm	4000 K		M202003

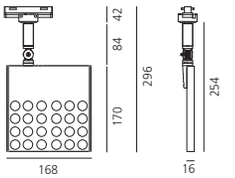



IP40 ⏚ 650°

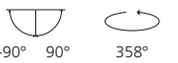

220/240Vac 50/60Hz electronic ballast included.

PAD Square kit for Algoritmo System

W	CRI	Weight	Beam	Flux	CCT	Color	Non dimmable Code
29W	=80 (typ.)	0,76 kg	12°	1650 lm	3000 K		M201502
				1760 lm	4000 K		M201602
			24°	1650 lm	3000 K		M201702
				1760 lm	4000 K		M201802
			36°	1610 lm	3000 K		M201902
				1710 lm	4000 K		M202002

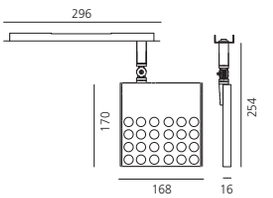



IP40 ⏚ 650°

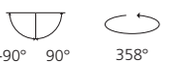

220/240Vac 50/60Hz electronic ballast included.
For Algoritmo, please see page 254

PAD Square ceiling

W	CRI	Weight	Beam	Flux	CCT	Color	Non dimmable Code
29 W	=80 (typ.)	0,98 kg	12°	1650 lm	3000 K		M201501
				1760 lm	4000 K		M201601
			24°	1650 lm	3000 K		M201701
				1760 lm	4000 K		M201801
			36°	1610 lm	3000 K		M201901
				1710 lm	4000 K		M202001

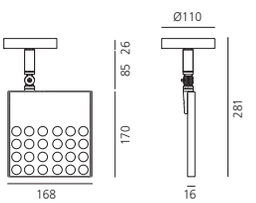



IP40 ⏚ 650°

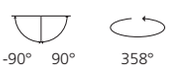

PAD Square semi-recessed

W	CRI	Weight	Beam	Flux	CCT	Color	Non dimmable Code
29 W	=80 (typ.)	0,97 kg	12°	1650 lm	3000 K		M201504
				1760 lm	4000 K		M201604
			24°	1650 lm	3000 K		M201704
				1760 lm	4000 K		M201804
			36°	1610 lm	3000 K		M201904
				1710 lm	4000 K		M202004

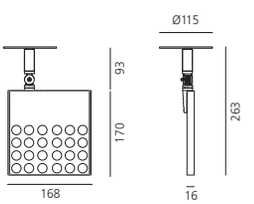



IP40 ⏚ 650°



220/240Vac 50/60Hz electronic ballast included.





SOL

Marco Zanuso Jr, Christophe Mathieu
2013



- LED 13 W
- 678 / 700 / 710 lumen
- Beam: F / WF / XF
- CCT: 3000K
- CRI=80
- Life=L70 (6K)=50000h
- IP20 ⧈

- Varying compositions of the optical unit result into three emissions: 30° / 45° / 90°.
- No shadows and high-definition projection.
- The spot version allows beam adjustment by 90° on the horizontal axis and by 358° on the vertical one.
- Aluminium body.
- PMMA lens.



Flood and wide flood beam



Condenser lens

Ologaphic filter

Projector lens

Extra flood beam





Flood **(F)**
15°- 30°



Wide flood **(WF)**
30°- 45°



Extra flood **(XF)**
> 45°

Sol suspension

Gloss anodised

W	CRI	CCT	Weight	Flux	Beam	Color	Code
13W	= 80	3000K	0,95 kg	710 lm	30°	◑	DMZ2357A00A1
				700 lm	45°	◑	DMZ2357A00A2
				678 lm	90°	◑	DMZ2357A00A3



IP20 ⧈

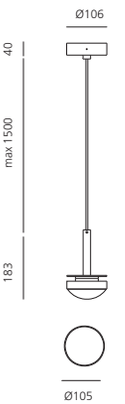

Sol spot

W	CRI	CCT	Weight	Flux	Beam	Color	Code
13W	= 80	3000K	0,95 kg	710 lm	30°	◑	DMZ2357C00A1
				700 lm	45°	◑	DMZ2357C00A2
				678 lm	90°	◑	DMZ2357C00A3



IP20 ⧈

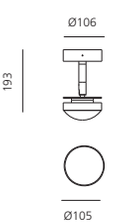



Downlighting

144 Sharp
160 Everything
174 PAD 80
182 Una Pro 75
190 Una Pro 150
194 Luceri
212 Java
214 Parabola
220 Rastaf
224 Zeno UP
228 Zeno Up Frosted

SHARP

Carlotta de Bevilacqua
2016

Patent Pending N° MI102016000031730





Sharp



- LED 3 / 44 W
- 200 / 3597 lumen
- Beam: 17° / 34° / 54°
- CCT 2700K / 3000K / 4000K
- CRI=90 (min.)
- IP20

- A patented high-efficiency optical system combining a polynomial optical unit with geometric screening of the beam's viewing angle.
- Highly uniform lighting and full emission control.
- Total absence of any lighting defects, such as spots or multiple shadows.
- Recess depth 60 mm.
- Suited for 1 to 25 mm ceilings.
- Available in the trim, trimless and SMD versions.



Sharp





Sharp



Sharp Trim

Sharp Trimless

Minimum distance from the wall

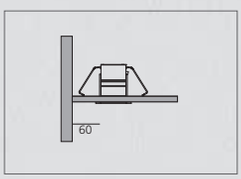

Minimum distance between the devices

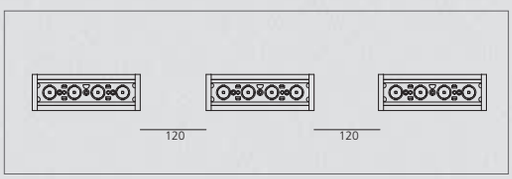



Sharp trim Components



Screen



	Color	Code
1X	○	AF95001
	●	AF95004
2X	○	AF95101
	●	AF95104
4X	○	AF95201
	●	AF95204

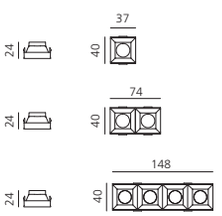

Driver	Vac	Lmm	Wmm	Hmm	Optic units	Size recessed (mm)		Code
7,2 W 900mA	220-240	76	32	22	1x / 2x	80 / 60	Non dimmable	DV1001
19,8 W 900mA	220-240	125	38	23	4x	60	Non dimmable	DV1002
32 W 900mA	220-240	129,5	42	30	8x	80	Non dimmable	DV1004
50 W 900mA	220-240	124	79	22	12x / 16x	80	Non dimmable	DV1005
40 W 900mA	220-240	97	43	30	8x / 16x	80	Non dimmable	DV1006
25,2 W 900mA	220-240	164	38	24,5	1x / 2x / 4x / 8x	150 / 130 / 80 / 60	DALI	DV1003
55 W 900mA	220-240	110	75	25,7	12x / 16x	80 / 80	DALI	DV1007

Sharp Trim

White ○ Silver ●

	W	CRI	Beam	Flux	CCT	Color	Trim Code
1 optic unit	3 W	>90	17°	200 lm	2700 K	○	AF00001
						●	AF00005
					3000 K	○	AF00301
						●	AF00305
			34°	215 lm	2700 K	○	AF00101
						●	AF00105
					3000 K	○	AF00401
						●	AF00405
			54°	210 lm	2700 K	○	AF00201
						●	AF00205
					3000 K	○	AF00501
						●	AF00505
2 optic units	5,5 W	>90	17°	400 lm	2700 K	○	AF05001
						●	AF05005
					3000 K	○	AF05301
						●	AF05305
			34°	431 lm	2700 K	○	AF05101
						●	AF05105
					3000 K	○	AF05401
						●	AF05405
			54°	420 lm	2700 K	○	AF05201
						●	AF05205
					3000 K	○	AF05501
						●	AF05505
4 optic units	11 W	>90	17°	800 lm	2700 K	○	AF10001
						●	AF10005
					3000 K	○	AF10301
						●	AF10305
				856 lm	4000 K	○	AF10601
						●	AF10605
			34°	862 lm	2700 K	○	AF10101
						●	AF10105
					3000 K	○	AF10401
						●	AF10405
				922 lm	4000 K	○	AF10701
						●	AF10705
			54°	840 lm	2700 K	○	AF10201
						●	AF10205
					3000 K	○	AF10501
						●	AF10505
				899 lm	4000 K	○	AF10801
						●	AF10805
8 optic units	22 W	>90	17°	1600 lm	3000 K	○	AF15001
						●	AF15005
				1713 lm	4000 K	○	AF15301
						●	AF15305
			34°	1724 lm	3000 K	○	AF15101
						●	AF15105
				1844 lm	4000 K	○	AF15401
						●	AF15405
			54°	1681 lm	3000 K	○	AF15201
						●	AF15205
				1798 lm	4000 K	○	AF15501
						●	AF15505
12 optic units	33 W	>90	17°	2401 lm	3000 K	○	AF20001
						●	AF20005
				2569 lm	4000 K	○	AF20301
						●	AF20305
			34°	2585 lm	3000 K	○	AF20101
						●	AF20105
				2766 lm	4000 K	○	AF20401
						●	AF20405
			54°	2521 lm	3000 K	○	AF20201
						●	AF20205
				2698 lm	4000 K	○	AF20501
						●	AF20505
16 optic units	44 W	>90	17°	3201 lm	3000 K	○	AF25001
						●	AF25005
				3425 lm	4000 K	○	AF25301
						●	AF25305
			34°	3447 lm	3000 K	○	AF25101
						●	AF25105
				3688 lm	4000 K	○	AF25401
						●	AF25405
			54°	3362 lm	3000 K	○	AF25201
						●	AF25205
				3597 lm	4000 K	○	AF25501
						●	AF25505

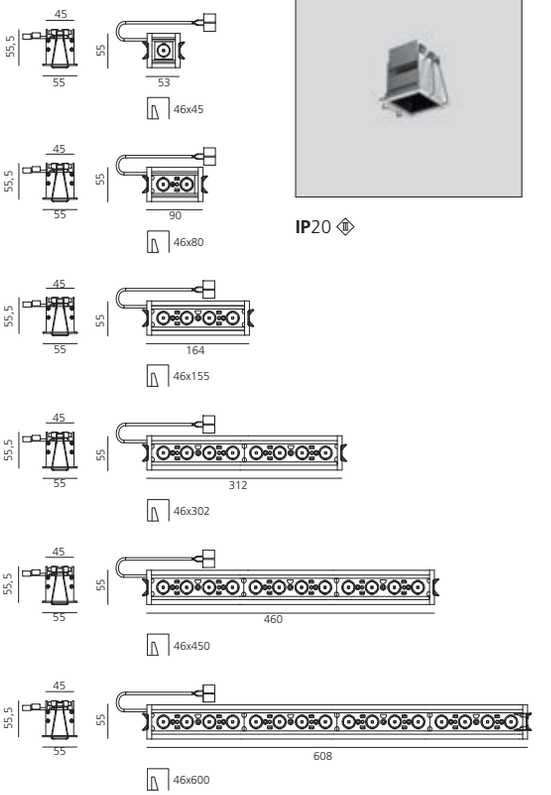

IP20

Driver 900mA SELV and screen supplied separately.

Sharp trimless Components



Screen



	Color	Code
1X	○	AF95001
	●	AF95004
2X	○	AF95101
	●	AF95104
4X	○	AF95201
	●	AF95204

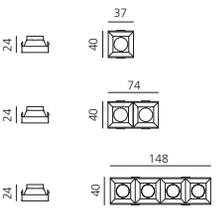

Driver	Vac	L_{mm}	W_{mm}	H_{mm}	Optic units	Size recessed (mm)		Code
7,2 W 900mA	220-240	76	32	22	1x / 2x	80 / 60	Non dimmable	DV1001
19,8 W 900mA	220-240	125	38	23	4x	60	Non dimmable	DV1002
32 W 900mA	220-240	129,5	42	30	8x	80	Non dimmable	DV1004
50 W 900mA	220-240	124	79	22	12x / 16x	80	Non dimmable	DV1005
40 W 900mA	220-240	97	43	30	8x / 16x	80	Non dimmable	DV1006
25,2 W 900mA	220-240	164	38	24,5	1x / 2x / 4x / 8x	150 / 130 / 80 / 60	DALI	DV1003
55 W 900mA	220-240	110	75	25,7	12x / 16x	80 / 80	DALI	DV1007

White ○ Black ●

LED optic unit

	W	CRI	Beam	Flux	CCT	Trimless Code
1 optic unit	3 W	>90	17°	200 lm	2700 K	AF50000
					3000 K	AF50300
			34°	215 lm	2700 K	AF50100
					3000 K	AF50400
			54°	210 lm	2700 K	AF50200
					3000 K	AF50500
2 optic units	5,5 W	>90	17°	400 lm	2700 K	AF55000
					3000 K	AF55300
			34°	431 lm	2700 K	AF55100
					3000 K	AF55400
			54°	420 lm	2700 K	AF55200
					3000 K	AF55500
4 optic units	11 W	>90	17°	800 lm	2700 K	AF60000
					3000 K	AF60300
				856 lm	4000 K	AF60600
			34°	862 lm	2700 K	AF60100
					3000 K	AF60400
				922 lm	4000 K	AF60700
			54°	840 lm	2700 K	AF60200
					3000 K	AF60500
				899 lm	4000 K	AF60800
8 optic units	22 W	>90	17°	1600 lm	3000 K	AF65000
				1713 lm	4000 K	AF65300
			34°	1724 lm	3000 K	AF65100
				1844 lm	4000 K	AF65400
			54°	1681 lm	3000 K	AF65200
				1798 lm	4000 K	AF65500
12 optic units	33 W	>90	17°	2401 lm	3000 K	AF70000
				2569 lm	4000 K	AF70300
			34°	2585 lm	3000 K	AF70100
				2766 lm	4000 K	AF70400
			54°	2521 lm	3000 K	AF70200
				2698 lm	4000 K	AF70500
16 optic units	44 W	>90	17°	3201 lm	3000 K	AF75000
				3425 lm	4000 K	AF75300
			34°	3447 lm	3000 K	AF75100
				3688 lm	4000 K	AF75400
			54°	3362 lm	3000 K	AF75200
				3688 lm	4000 K	AF75500

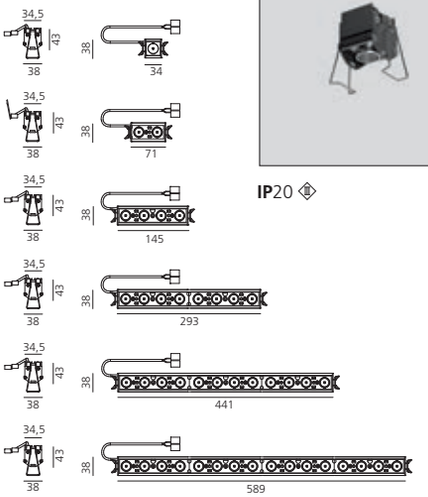

IP20

Driver 900mA SELV and screen supplied separately.

Frame for recessed installation

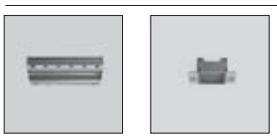

	Code
1X	AF90000
2X	AF90100
4X	AF90200
8X	AF90300
12X	AF90400
16X	AF90500

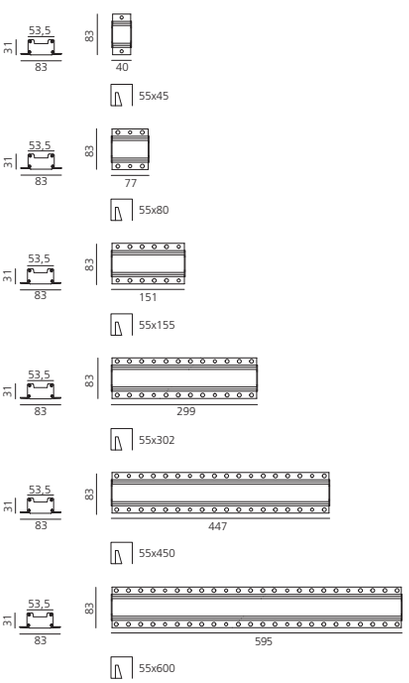





Sharp SMD

White ○ Black ● Silver ◌

LED optic unit

	W	CRI	Beam	Flux	CCT	Color	Code
*1 optic unit	3 W	>90	17°	200 lm	2700 K	○	AF30001
						●	AF30004
						◌	AF30005
					3000 K	○	AF30301
						●	AF30304
						◌	AF30305
			34°	215 lm	2700 K	○	AF30101
						●	AF30104
						◌	AF30105
					3000 K	○	AF30401
						●	AF30404
						◌	AF30405
			54°	210 lm	2700 K	○	AF30201
						●	AF30204
						◌	AF30205
					3000 K	○	AF30501
						●	AF30504
						◌	AF30505
*2 optic units	5,5 W	>90	17°	400 lm	2700 K	○	AF35001
						●	AF35004
						◌	AF35005
					3000 K	○	AF35301
						●	AF35304
						◌	AF35305
			34°	431 lm	2700 K	○	AF35101
						●	AF35104
						◌	AF35105
					3000 K	○	AF35401
						●	AF35404
						◌	AF35405
			54°	420 lm	2700 K	○	AF35201
						●	AF35204
						◌	AF35205
					3000 K	○	AF35501
						●	AF35504
						◌	AF35505
*4 optic units	11 W	>90	17°	800 lm	2700 K	○	AF40001
						●	AF40004
						◌	AF40005
					3000 K	○	AF40301
						●	AF40304
						◌	AF40305
					4000 K	○	AF40601
						●	AF40604
						◌	AF40605
			34°	862 lm	2700 K	○	AF40101
						●	AF40104
						◌	AF40105
					3000 K	○	AF40401
						●	AF40404
						◌	AF40405
					4000 K	○	AF40701
						●	AF40704
						◌	AF40705
			54°	840 lm	2700 K	○	AF40201
						●	AF40204
						◌	AF40205
					3000 K	○	AF40501
						●	AF40504
						◌	AF40505
					4000 K	○	AF40801
						●	AF40804
						◌	AF40805

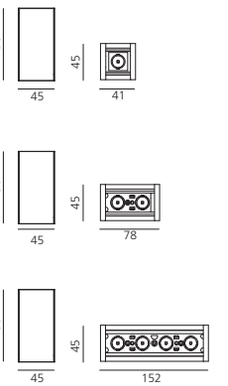



IP20

*Driver 900mA SELV supplied separately.

White ○ Black ● Silver ◌

LED optic unit

	W	CRI	Beam	Flux	CCT	Color	Code
8 optic units	22 W	>90	17°	1600 lm	3000 K	○	AF45001
						●	AF45004
						◌	AF45005
				1713 lm	4000 K	○	AF45301
						●	AF45304
						◌	AF45305
			34°	1724 lm	3000 K	○	AF45101
						●	AF45104
						◌	AF45105
				1844 lm	4000 K	○	AF45401
						●	AF45404
						◌	AF45405
			54°	1681 lm	3000 K	○	AF45201
						●	AF45204
						◌	AF45205
				1798 lm	4000 K	○	AF45501
						●	AF45504
						◌	AF45505
	33 W	>90	17°	2401 lm	3000 K	○	AF80001
12 optic units						●	AF80004
						◌	AF80005
				2569 lm	4000 K	○	AF80301
						●	AF80304
						◌	AF80305
			34°	2585 lm	3000 K	○	AF80101
						●	AF80104
						◌	AF80105
				2766 lm	4000 K	○	AF80401
						●	AF80404
						◌	AF80405
			54°	2521 lm	3000 K	○	AF80201
						●	AF80204
						◌	AF80205
				2698 lm	4000 K	○	AF80501
						●	AF80504
						◌	AF80505
	44 W		17°	3201 lm	3000 K	○	AF85001
16 optic units						●	AF85004
						◌	AF85005
				3425 lm	4000 K	○	AF85301
						●	AF85304
						◌	AF85305
			34°	3447 lm	3000 K	○	AF85101
						●	AF85104
						◌	AF85105
				3688 lm	4000 K	○	AF85401
						●	AF85404
						◌	AF85405
			54°	3362 lm	3000 K	○	AF85201
						●	AF85204
						◌	AF85205
				3597 lm	4000 K	○	AF85501
						●	AF85504
						◌	AF85505

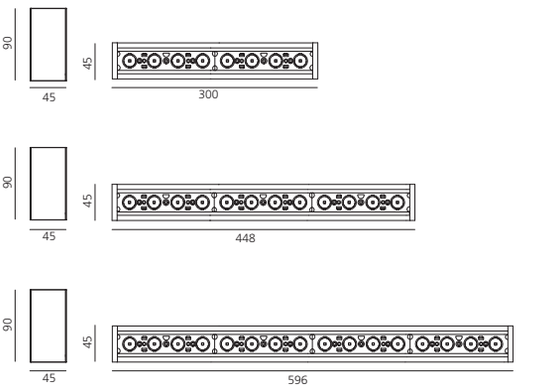

Driver	Vac	Lmm	Wmm	Hmm	Optic units	Size recessed (mm)		Code
7,2 W 900mA	220-240	76	32	22	1x / 2x	80 / 60	Non dimmable	DV1001
19,8 W 900mA	220-240	125	38	23	4x	60	Non dimmable	DV1002
25,2 W 900mA	220-240	164	38	24,5	1x / 2x / 4x	150 / 130 / 80	DALI	DV1003

Everything

Ernesto Gismondi
2013



Everything 35
round-square



Everything 55
round-square



Everything 80
round-square

- LED COB
- 1,4W / 6,4W / 13W / 24,4W
- 70 / 1957 lumen
- MacAdam 3SDC
- Beam: S / F / WF
- CCT: 2700K / 3000K
- CRI=80 (min.) / =90 (min.)
- Life=L70 (6K)=50000h
- IP20 / IP44

30° 360°

- 5 dimensions: 35 mm, 55 mm, 80 mm, 105 mm, 150 mm.
- Different options available: fixed or adjustable (excluding Everything 35), round or square, trim or trimless.
- LED versions use an optical system based on a hybrid technology (lens and reflector) producing defined beams with high-power LEDs.
- The extruded aluminium heat sink guarantees great thermal management, long life and high efficiency, while providing maximum luminous flux.

- Adjustable versions (excluding Everything 80 option) are equipped with a blocking system to guarantee perfect framing.
- Rotation up to 360°, beam angle +30°/-30°.
- Separate electronic driver: non-dimmable or DALI dimmable options for LED products.
- Compliant with standard EN60598-1 and other specific regulations.



Everything 105
round-square



Everything 150
round-square

Everything 35
round-square

Everything 55
round-square

Everything 80
round-square











Everything 105
round-square

Everything 150
round-square



Spot **(S)**
8°- 15°



Flood **(F)**
15°- 30°



Wide flood **(WF)**
30°- 45°

White ○ Black ● Silver ●

Round

W	CRI	Weight	Beam	Flux	CCT	Color	Code
1,4 W	=90	0,10 kg	14°	70 lm	2700 K	○	NL4203010Y006
						●	NL4203010Y004
						●	NL4203010Y002
				98 lm	3000 K	○	NL4203010K006
						●	NL4203010K004
						●	NL4203010K002
			24°	70 lm	2700 K	○	NL4203025Y006
						●	NL4203025Y004
						●	NL4203025Y002
				98 lm	3000 K	○	NL4203025K006
						●	NL4203025K004
						●	NL4203025K002

Driver 500 mA SELV supplied separately.

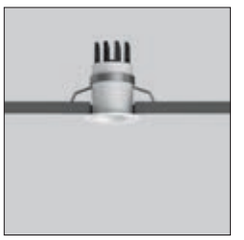

IP20 ø 29 mm

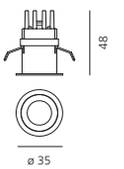

Square

W	CRI	Weight	Beam	Flux	CCT	Color	Code
1,4 W	=90	0,10 kg	14°	70 lm	2700 K	○	NL4203110Y006
						●	NL4203110Y004
						●	NL4203110Y002
				105 lm	3000 K	○	NL4203110K006
						●	NL4203110K004
						●	NL4203110K002
			24°	70 lm	2700 K	○	NL4203125Y006
						●	NL4203125Y004
						●	NL4203125Y002
				105 lm	3000 K	○	NL4203125K006
						●	NL4203125K004
						●	NL4203125K002

Driver 500 mA SELV supplied separately.



IP20 29 x 29 mm

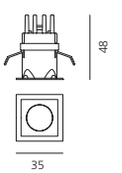

Driver	Vac	L_{mm}	W_{mm}	H_{mm}			Code
cc 8W 500mA slim	220-240	22	110	19	4max	Non dimmable	NL19041
cc 24W 500mA	220-240	103	67	21	11max	PUSH/1-10V dimmable	M077401

White ○ Black ● Silver ●

Round

W	CRI	Weight	Beam	Flux	CCT	Color	Fixed Code	Adjustable Code
6,4 W	=80	0,20 kg	20°	476 lm	2700 K	○	NL4203518Y006	NL4203318Y006
						●	NL4203518Y004	NL4203318Y004
						●	NL4203518Y002	NL4203318Y002
				476 lm	3000 K	○	NL4203518K006	NL4203318K006
						●	NL4203518K004	NL4203318K004
						●	NL4203518K002	NL4203318K002
			34°	442 lm	2700 K	○	NL4203534Y006	NL4203334Y006
						●	NL4203534Y004	NL4203334Y004
						●	NL4203534Y002	NL4203334Y002
				442 lm	3000 K	○	NL4203534K006	NL4203334K006
						●	NL4203534K004	NL4203334K004
						●	NL4203534K002	NL4203334K002
8,5 W	=80	0,30 kg	20°	634 lm	2700 K	○	NL4204118Y006	
						●	NL4204118Y004	
						●	NL4204118Y002	
				634 lm	3000 K	○	NL4204118K006	
						●	NL4204118K004	
						●	NL4204118K002	
			34°	589 lm	2700 K	○	NL4204134Y006	
						●	NL4204134Y004	
						●	NL4204134Y002	
				589 lm	3000 K	○	NL4204134K006	
						●	NL4204134K004	
						●	NL4204134K002	



IP20 ø 50 mm

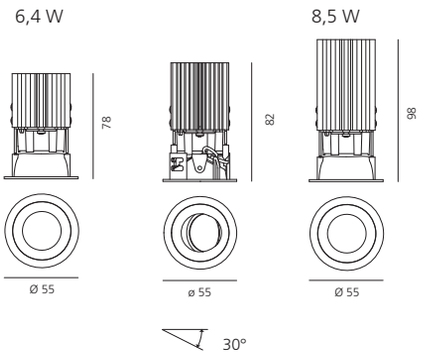

Driver 500/700 mA SELV supplied separately.

Square

W	CRI	Weight	Beam	Flux	CCT	Color	Fixed Code	Adjustable Code
6,4 W	=80	0,20 kg	20°	476 lm	2700 K	○	NL4203418Y006	NL4203218Y006
						●	NL4203418Y004	NL4203218Y004
						●	NL4203418Y002	NL4203218Y002
				476 lm	3000 K	○	NL4203418K006	NL4203218K006
						●	NL4203418K004	NL4203218K004
						●	NL4203418K002	NL4203218K002
			34°	442 lm	2700 K	○	NL4203434Y006	NL4203234Y006
						●	NL4203434Y004	NL4203234Y004
						●	NL4203434Y002	NL4203234Y002
				442 lm	3000 K	○	NL4203434K006	NL4203234K006
						●	NL4203434K004	NL4203234K004
						●	NL4203434K002	NL4203234K002
8,5 W	=80	0,30 kg	20°	634 lm	2700 K	○	NL4204218Y006	
						●	NL4204218Y004	
						●	NL4204218Y002	
				634 lm	3000 K	○	NL4204218K006	
						●	NL4204218K004	
						●	NL4204218K002	
			34°	589 lm	2700 K	○	NL4204234Y006	
						●	NL4204234Y004	
						●	NL4204234Y002	
				589 lm	3000 K	○	NL4204234K006	
						●	NL4204234K004	
						●	NL4204234K002	



IP20 50 x 50 mm

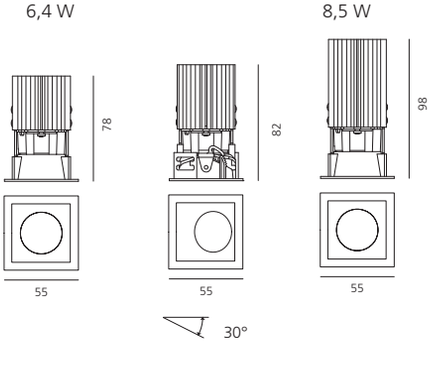

Driver 500/700 mA SELV supplied separately.

Driver	Vac	Lmm	Wmm	Hmm				Code
cc 15W 500mA	220-240	150	22	19	2max	Everything 55 - 6,4W	Non dimmable	M077900
cc 20W 700mA	220-240	125	38	23	1max	Everything 55 - 8,5W	Non dimmable	NL19036
cc 24W 500mA	220-240	103	67	21	3max	Everything 55 - 6,4W	PUSH/1-10V dimmable	M077401
cc 32W 700mA	220-240	103	67	21	3max	Everything 55 - 8,5W	PUSH/1-10V dimmable	M079300
cc 32W 700mA	220-240	103	67	21	3max	Everything 55 - 8,5W	DALI dimmable	M079200

Everything 80 round

White ○ Black ● Silver ● Polished metal ◑

Trim

W	CRI	Weight	Beam	Flux	CCT	Trim	Deflector	Fixed Code	Adjustable Code
13 W	=90	0,24 kg	23°	993 lm	2700 K	○	○	M325720	M325725
						●	◑	M331110	M331115
						○	◑	M331120	M331125
						○	●	M326020	M326025
						●	●	M326010	M326015
						●	●	M326060	M326065
				1038 lm	3000 K	○	○	M251020	M251025
						●	◑	M278610	M278615
						○	◑	M278620	M278625
						○	●	M251620	M251625
						●	●	M251610	M251615
						●	●	M251660	M251665
			28°	1007 lm	2700 K	○	○	M325820	M325825
						●	◑	M331210	M331215
						○	◑	M331220	M331225
						○	●	M326120	M326125
						●	●	M326110	M326115
						●	●	M326160	M326165
				1052 lm	3000 K	○	○	M251220	M251225
						●	◑	M278810	M278815
						○	◑	M278820	M278825
						○	●	M251820	M251825
						●	●	M251810	M251815
						●	●	M251860	M251865
			46°	986 lm	2700 K	○	○	M325920	M325925
						●	◑	M331310	M331315
						○	◑	M331320	M331325
						○	●	M326220	M326225
						●	●	M326210	M326215
						●	●	M326260	M326265
				1030 lm	3000 K	○	○	M251420	M251425
						●	◑	M279010	M279015
						○	◑	M279020	M279025
						○	●	M252020	M252025
						●	●	M252010	M252015
						●	●	M252060	M252065



▼ **IP**20 / ▲ **IP**44 ◈ 850°

ø 67 mm

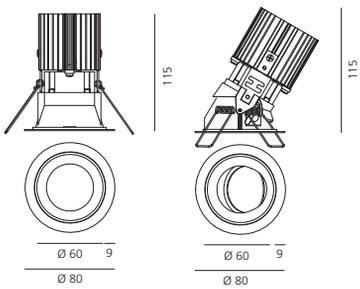

Driver 350mA SELV supplied separately.

Trimless

W	CRI	Weight	Beam	Flux	CCT	Deflector	Fixed Code	Adjustable Code
13 W	=90	0,24 kg	23°	993 lm	2700 K	○	M326300	M326305
						●	M326600	M326605
						◑	M331400	M331405
				1038 lm	3000 K	○	M252200	M252205
						●	M252800	M252805
						◑	M279200	M279205
			28°	1007 lm	2700 K	○	M326400	M326405
						●	M326700	M326705
						◑	M331500	M331505
				1052 lm	3000 K	○	M252400	M252405
						●	M253000	M253005
						◑	M279400	M279405
			46°	986 lm	2700 K	○	M326500	M326505
						●	M326800	M326805
						◑	M331600	M331605
				1030 lm	3000 K	○	M252600	M252605
						●	M253200	M253205
						◑	M279600	M279605



▼ **IP**20 / ▲ **IP**44 ◈ 850°

ø 67 mm

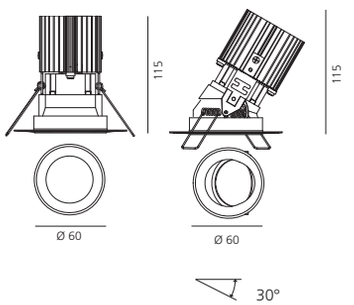

Driver 350mA SELV supplied separately.

Driver	Vac	L_{mm}	W_{mm}	H_{mm}			Code
cc 15W 350mA	220-240	125	38	23	1max	Non dimmable	M077500
cc 16W 350mA	220-240	156	52	26	1max	DALI/PUSH/0-10V dimmable	M077401

Everything 80 square

White ○ Black ● Silver ◉ Polished metal ◑

Trim

W	CRI	Weight	Beam	Flux	CCT	Trim	Deflector	Fixed Code	Adjustable Code
13 W	=90	0,24 kg	23°	992 lm	2700 K	○	○	M326920	M326925
						●	◑	M330510	M330515
						○	◑	M330520	M330525
						○	●	M327220	M327225
						●	●	M327210	M327215
						◉	●	M327260	M327265
				1037 lm	3000 K	○	○	M253420	M253425
						●	◑	M273610	M273615
						○	◑	M273620	M273625
						○	●	M254020	M254025
						●	●	M254010	M254015
						◉	●	M254060	M254065
			28°	1003 lm	2700 K	○	○	M327020	M327025
						●	◑	M330610	M330615
						○	◑	M330620	M330625
						○	●	M327320	M327325
						●	●	M327310	M327315
						◉	●	M327360	M327365
				1048 lm	3000 K	○	○	M253620	M253625
						●	◑	M273810	M273815
						○	◑	M273820	M273825
						○	●	M254220	M254225
						●	●	M254210	M254215
						◉	●	M254260	M254265
			46°	986 lm	2700 K	○	○	M327120	M327125
						●	◑	M330710	M330715
						○	◑	M330720	M330725
						○	●	M327420	M327425
						●	●	M327410	M327415
						◉	●	M327460	M327465
				1030 lm	3000 K	○	○	M253820	M253825
						●	◑	M274010	M274015
						○	◑	M274020	M274025
						○	●	M254420	M254425
						●	●	M254410	M254415
						◉	●	M254460	M254465



▼ **IP**20 / ▲ **IP**44 ⌖ 850°

67 x 67 mm

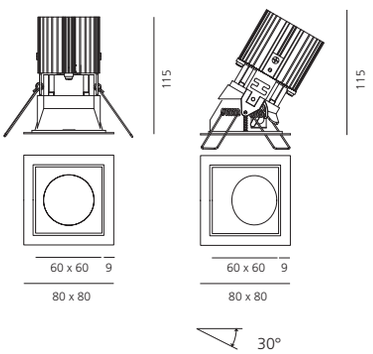

Driver 350mA SELV supplied separately.

Trimless

W	CRI	Weight	Beam	Flux	CCT	Deflector	Fixed Code	Adjustable Code
13 W	=90	0,24 kg	23°	992 lm	2700 K	○	M327500	M327505
						●	M327800	M327805
						◑	M330800	M330805
				1037 lm	3000 K	○	M254600	M254605
						●	M255200	M255205
						◑	M274200	M274205
			28°	1003 lm	2700 K	○	M327600	M327605
						●	M327900	M327905
						◑	M330900	M330905
				1048 lm	3000 K	○	M254800	M254805
						●	M255400	M255405
						◑	M274400	M274405
			46°	986 lm	2700 K	○	M327700	M327705
						●	M328000	M328005
						◑	M331000	M331005
				1030 lm	3000 K	○	M255000	M255005
						●	M255600	M255605
						◑	M274600	M274605



▼ **IP**20 / ▲ **IP**44 ⌖ 850°

67 x 67 mm

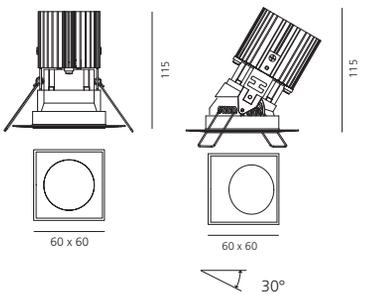

Driver 350mA SELV supplied separately.

Driver	Vac	Lmm	Wmm	Hmm			Code
cc 15W 350mA	220-240	125	38	23	1max	Non dimmable	M077500
cc 16W 350mA	220-240	156	52	26	1max	DALI/PUSH/0-10V dimmable	M077401





Everything 105 trim

White ○ Black ● Silver ◍ Polished metal ◑

Round

W	CRI	Weight	Beam	Flux	CCT	Trim	Deflector	Fixed Code	Adjustable Code
13 W	=90	0,30 kg	25°	821 lm	2700 K	○	●	M328120	M328125
						◍	●	M328160	M328165
						○	◑	M328420	M328425
						◍	◑	M328460	M328465
				858 lm	3000 K	○	●	M255820	M255825
						◍	●	M255860	M255865
						○	◑	M256420	M256425
						◍	◑	M256460	M256465
			28°	818 lm	2700 K	○	●	M328220	M328225
						◍	●	M328260	M328265
						○	◑	M328520	M328525
						◍	◑	M328560	M328565
				855 lm	3000 K	○	●	M256020	M256025
						◍	●	M256060	M256065
						○	◑	M256620	M256625
						◍	◑	M256660	M256665
			46°	696 lm	2700 K	○	●	M328320	M328325
						◍	●	M328360	M328365
				727 lm	3000 K	○	●	M256220	M256225
						◍	●	M256260	M256265

Driver 350mA SELV supplied separately.



▼ **IP**20 / ▲ **IP**44 ⟐ 850°

ø 92 mm

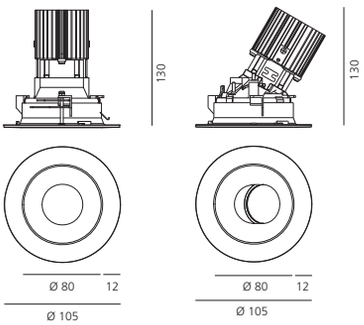

Square

W	CRI	Weight	Beam	Flux	CCT	Trim	Deflector	Fixed Code	Adjustable Code
13 W	=90	0,30 kg	25°	850 lm	2700 K	○	●	M329320	M329325
						◍	●	M329360	M329365
						○	◑	M329620	M329625
						◍	◑	M329660	M329665
				888 lm	3000 K	○	●	M258220	M258225
						◍	●	M258260	M258265
						○	◑	M258820	M258825
						◍	◑	M258860	M258865
			28°	866 lm	2700 K	○	●	M329420	M329425
						◍	●	M329460	M329465
						○	◑	M329720	M329725
						◍	◑	M329760	M329765
				905 lm	3000 K	○	●	M258420	M258425
						◍	●	M258460	M258465
						○	◑	M259020	M259025
						◍	◑	M259060	M259065
			46°	708 lm	2700 K	○	●	M329520	M329525
						◍	●	M329560	M329565
				739 lm	3000 K	○	●	M258620	M258625
						◍	●	M258660	M258665

Driver 350mA SELV supplied separately.



▼ **IP**20 / ▲ **IP**44 ⟐ 850°

92 x 92 mm

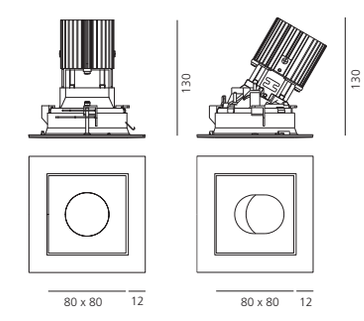

Driver	Vac	L_{mm}	W_{mm}	H_{mm}			Code
cc 15W 350mA	220-240	125	38	23	1max	Non dimmable	M077500
cc 16W 350mA	220-240	156	52	26	1max	DALI/PUSH/0-10V dimmable	M077401

Everything 105 Kit trimless

Black ● Polished metal ◑

Round optical unit: trimless

W	CRI	Weight	Beam	Flux	CCT	Deflector	Fixed Code	Adjustable Code
13 W	=90	0,30 kg	25°	821 lm	2700 K	●	M328700	M328705
						◑	M329000	M329005
				858 lm	3000 K	●	M257000	M257005
						◑	M257600	M257605
			28°	818 lm	2700 K	●	M328800	M328805
						◑	M329100	M329105
				855 lm	3000 K	●	M257200	M257205
						◑	M257800	M257805
			46°	696 lm	2700 K	●	M328900	M328905
				727 lm	3000 K	●	M257400	M257405



▼ **IP**20 / ▲ **IP**44 ⌖ 850°

ø 92 mm

Driver 350mA SELV supplied separately.

Fitting to be completed with installation frame for recessing into ceiling.

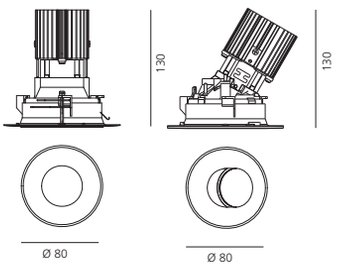

Frame

Round frame
for recessed installation

Code
M273400



ø 92 mm

Square optical unit: trimless

W	CRI	Weight	Beam	Flux	CCT	Deflector	Fixed Code	Adjustable Code
13 W	=90	0,30 kg	25°	850 lm	2700 K	●	M329900	M329905
						◑	M330200	M330205
				888 lm	3000 K	●	M259400	M259405
						◑	M260000	M260005
			28°	866 lm	2700 K	●	M330000	M330005
						◑	M330300	M330305
				905 lm	3000 K	●	M259600	M259605
						◑	M260200	M260205
			46°	708 lm	2700 K	●	M330100	M330105
				739 lm	3000 K	●	M259800	M259805



▼ **IP**20 / ▲ **IP**44 ⌖ 850°

92 x 92 mm

Driver 350mA SELV supplied separately.

Fitting to be completed with installation frame for recessing into ceiling.

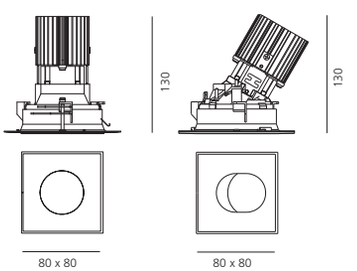

Frame

Square frame
for recessed installation

Code
M273500



92 x 92 mm

Driver	Vac	Lmm	Wmm	Hmm			Code
cc 15W 350mA	220-240	125	38	23	1max	Non dimmable	M077500
cc 16W 350mA	220-240	156	52	26	1max	DALI/PUSH/0-10V dimmable	M077401

Everything 150 trim

White ○ Black ● Silver ● Polished metal ◑

Round

W	CRI	Weight	Beam	Flux	CCT	Trim	Deflector	Fixed Code	Adjustable Code
24,4 W	=80	0,30 kg	18°	1957 lm	2700 K	○	●	M323320	M323325
						●	●	M323360	M323365
						○	◑	M323620	M323625
						●	◑	M323660	M323665
				2045 lm	3000 K	○	●	M260620	M260625
						●	●	M260660	M260665
						○	◑	M261220	M261225
						●	◑	M261260	M261265
			28°	1727 lm	2700 K	○	●	M323420	M323425
						●	●	M323460	M323465
						○	◑	M323820	M323825
						●	◑	M323860	M323865
				1804 lm	3000 K	○	●	M260820	M260825
						●	●	M260860	M260865
						○	◑	M261620	M261625
						●	◑	M261660	M261665
			46°	1606 lm	2700 K	○	●	M323520	M323525
						●	●	M323560	M323565
				1677 lm	3000 K	○	●	M261020	M261025
						●	●	M261060	M261065



▼ **IP**20 / ▲ **IP**44 850°

ø 136 mm

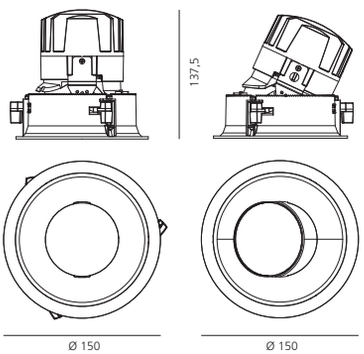

30°

360°

Driver 700mA SELV supplied separately.

Square

W	CRI	Weight	Beam	Flux	CCT	Trim	Deflector	Fixed Code	Adjustable Code
24,4 W	=80	0,30 kg	18°	1957 lm	2700 K	○	●	M324520	M324525
						●	●	M324560	M324565
						○	◑	M324820	M324825
						●	◑	M324860	M324865
				2106 lm	3000 K	○	●	M263020	M263025
						●	●	M263060	M263065
						○	◑	M263620	M263625
						●	◑	M263660	M263665
			28°	1727 lm	2700 K	○	●	M324620	M324625
						●	●	M324660	M324665
						○	◑	M325020	M325025
						●	◑	M325060	M325065
				1804 lm	3000 K	○	●	M263220	M263225
						●	●	M263260	M263265
						○	◑	M264020	M264025
						●	◑	M264060	M264065
			46°	1606 lm	2700 K	○	●	M324720	M324725
						●	●	M324760	M324765
				1677 lm	3000 K	○	●	M263420	M263425
						●	●	M263460	M263465



▼ **IP**20 / ▲ **IP**44 850°

136 x 136 mm

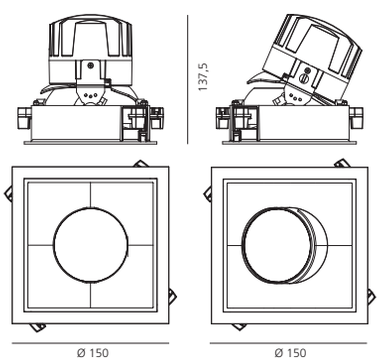

30°

4x90°

Driver 700mA SELV supplied separately.

Driver	Vac	Lmm	Wmm	Hmm			Code
cc 30W 700mA	220-240	165	43	30	1max	Non dimmable	M076800
cc 30W 700mA	220-240	144	32	32	1max	DALI dimmable	M076900
cc32W 700mA	220-240	103	67	21	1max	PUSH/0-10V dimmable	M079300

Everything 150 Kit trimless

Black ● Polished metal ◑

Round optical unit: trimless

W	CRI	Weight	Beam	Flux	CCT	Deflector	Fixed Code	Adjustable Code
24,4 W	=80	0,30 kg	18°	1957 lm	2700 K	●	M323900	M323905
						◑	M324200	M324205
				2045 lm	3000 K	●	M261800	M261805
						◑	M262400	M262405
			28°	1727 lm	2700 K	●	M324000	M324005
						◑	M324300	M324305
				1804 lm	3000 K	●	M262000	M262005
						◑	M262600	M262605
			46°	1606 lm	2700 K	●	M324100	M324105
				1677 lm	3000 K	●	M262200	M262205



▼ **IP**20 / ▲ **IP**44 ⊕ 850°

ø 136 mm

Driver 700mA SELV supplied separately.

Fitting to be completed with installation frame for recessing into ceiling.

Frame

Round frame
for recessed installation

Code
M274800



ø 136 mm

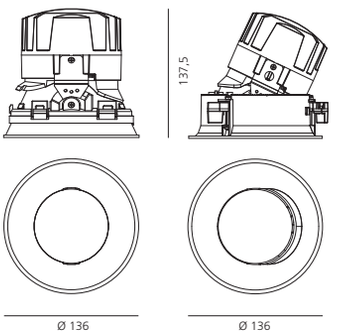

30°

360°

Square optical unit: trimless

W	CRI	Weight	Beam	Flux	CCT	Deflector	Fixed Code	Adjustable Code
24,4 W	=80	0,30 kg	18°	1957 lm	2700 K	●	M325100	M325105
						◑	M325400	M325405
				2045 lm	3000 K	●	M264200	M264205
						◑	M264800	M264805
			28°	1727 lm	2700 K	●	M325200	M325205
						◑	M325500	M325505
				1804 lm	3000 K	●	M264400	M264405
						◑	M265000	M265005
			46°	1606 lm	2700 K	●	M325300	M325305
				1677 lm	3000 K	●	M264600	M264605



▼ **IP**20 / ▲ **IP**44 ⊕ 850°

136 x 136 mm

Driver 700mA SELV supplied separately.

Fitting to be completed with installation frame for recessing into ceiling.

Frame

Square frame
for recessed installation

Code
M274900



136 x 136 mm

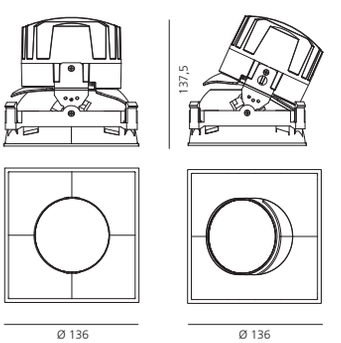

30°

4x90°

Driver	Vac	L_{mm}	W_{mm}	H_{mm}			Code
cc 30W 700mA	220-240	165	43	30	1max	Non dimmable	M076800
cc 30W 700mA	220-240	144	32	32	1max	DALI dimmable	M076900
cc32W 700mA	220-240	103	67	21	1max	PUSH/0-10V dimmable	M079300

PAD 80

Carlotta de Bevilacqua
2012



- 9 LED 9,5W
- 710 - 810 lumen
- MacAdam 4SDC
- Beam: S / F / WF
- CCT: 3000K / 4000K
- CRI=80 (min.)
- Life L70(4K) 60500h
- IP20 / IP40



- Efficient, clear accent lighting, fixed and adjustable.
- Excellent lighting efficiency > 70lm/W.
- High adjustability: 360° rotation, +90°/-90° tilt angle.
- Fixed version available as IP44.
- Easy installation of light modules, no tools required.
- Lighting units available in 3 finishes: gloss aluminium, painted white, painted black.
- Structural elements of recessed-mounted version available in 3 sizes, for use with 1, 2, 3 and 2x2 modules. 3 compatible finishes (polished aluminium, white, and black).
- Housing of ceiling-mounted version available in 3 sizes (1, 2, 3 lighting units), and 3 compatible finishes (polished aluminium, white and black).
- Recessed-mounted version available as trimless or framed.
- Materials: body in anodised extruded aluminium, diffuser in opal polycarbonate.
- Complies with standard EN60598-1 and other specific standards.



S = spot
(8°-15°)



F = flood
(15°-30°)



WF = wide flood
(30°-45°)







PAD 80 Recessed

White ○ Black ● Gloss anodised ◑

Frame for recessed installation		Color	Trim	Trimless
			Code	Code
for 1 optic unit	103x103	○	M246820	M246420
		●	M246810	M246410
		◑	M246860	
for 2 optic units	103x186	○	M246920	M246520
		●	M246910	M246510
		◑	M246960	
for 3 optic units	103x271	○	M247020	M246620
		●	M247010	M246610
		◑	M247060	
for 4 optic units	189x189	○	M247120	M246720
		●	M247110	M246710
		◑	M247160	

Independent power supply and optic units, to be ordered separately.
Plasterboard thickness from 1mm to 40mm





Trim

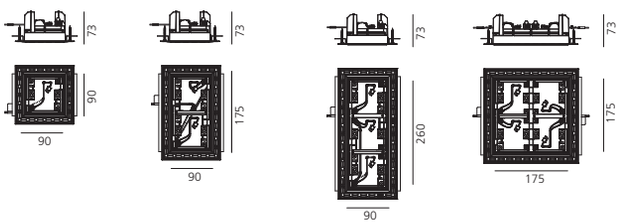

Trimless

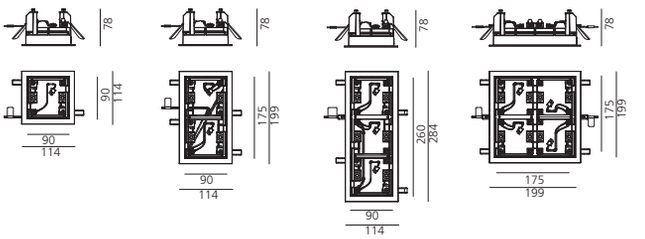

PAD 80 Ceiling

Frame for ceiling version			Color	
				Code
for 1 optic unit	11 W	96x96x109 h	○	M247220
			●	M247210
			◑	M247260
for 2 optics units	21 W	96x181x109 h	○	M247320
			●	M247310
			◑	M247360
for 3 optics units	32 W	96x266x109 h	○	M247420
			●	M247410
			◑	M247460



Optic units, to be ordered separately.

220/240Vac 50/60Hz electronic ballast included

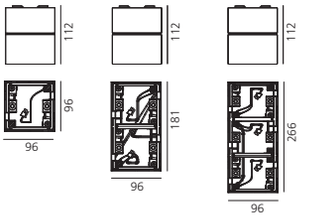

PAD 80 LED with fixed lenses

White ○ Black ● Gloss anodised ◑

LED optic unit

W (LED)	CRI	Weight	Beam	Flux	CCT	Light unit	Code
9,5 W	=80	0,35 kg	15°	710 lm	3000 K	○	M245020
						●	M245010
						◑	M245060
				810 lm	4000 K	○	M245420
						●	M245410
						◑	M245460
			24°	610 lm	3000 K	○	M245120
						●	M245110
						◑	M245160
				695 lm	4000 K	○	M245520
						●	M245510
						◑	M245560
			36°	645 lm	3000 K	○	M245220
						●	M245210
						◑	M245260
				735 lm	4000 K	○	M245620
						●	M245610
						◑	M245660

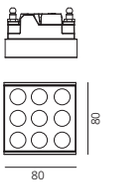



▼ **IP**20 / ▲ **IP**44
650°

PAD 80 LED with adjustable lenses

LED optic unit

W (LED)	CRI	Weight	Beam	Flux	CCT	Light unit	Code
9,5 W	=80	0,36 kg	15°	710 lm	3000 K	○	M245820
						●	M245810
						◑	M245860
				810 lm	4000 K	○	M246120
						●	M246110
						◑	M246160
			24°	610 lm	3000 K	○	M245920
						●	M245910
						◑	M245960
				695 lm	4000 K	○	M246220
						●	M246210
						◑	M246260
			36°	645 lm	3000 K	○	M246020
						●	M246010
						◑	M246060
				735 lm	4000 K	○	M246320
						●	M246310
						◑	M246360

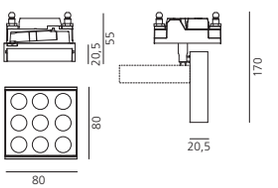



IP20
650°



PAD 80 fixed diffuser

LED optic unit

W (LED)	CRI	Weight	Beam	Flux	CCT	Light unit	Code
9,5 W	=80	0,35 kg	98°	620 lm	3000 K	○	M245320
						●	M245310
						◑	M245360
				704 lm	4000 K	○	M245720
						●	M245710
						◑	M245760

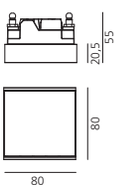



▼ **IP**20 / ▲ **IP**44
650°

Driver	Vac	opitc unit		Code
19W 350mA SELV.	220-240	1	Non dimmable	M074600
20W 350mA SELV.	220-240	2 / 2x2	Non dimmable	M076300
35W 350mA SELV.	220-240	3	Non dimmable	M076400
17W 350mA SELV.	220-240	1	DALI	M076500
35W 350mA SELV.	220-240	2 / 3	DALI	M076600
40W 350mA SELV.	220-240	2x2	DALI	M076200



Private residence, Milan (Italy)


CAMPARI

Una Pro 75

Carlotta de Bevilacqua
2010 - 2011







Una Pro 75

- 4 LED 6W / 2x4 LED 14 W
- 297 / 680 lumen
- MacAdam 4SDCM
- Beam: XS - F - WF
- CCT 3000K / 3700K
- CRI = 80 / 85
- Life = L70(10K)=50000h
- IP20 (IP44)
- Una Pro 75 ADJ recessed ⊡, Una Pro 75 SMD ⏚

- High-power LED lighting appliance mounted on a thin (3 mm) flat aluminium sheet with improved heat dissipation.
- Each head accommodates 4-LED circuits.
- Available with three different emissions: 6°, 20°, 38°.
- The different versions feature 1 or 2 heads.
- The junction allows 360° rotation and 30° tilting in all directions.
- The addition of a clear cap with magnetic joint allows to reach protection rating IP44.







Beam Angle

6° - Extra Spot

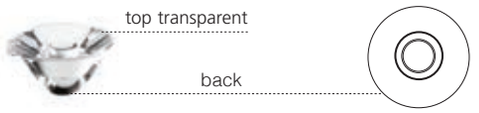

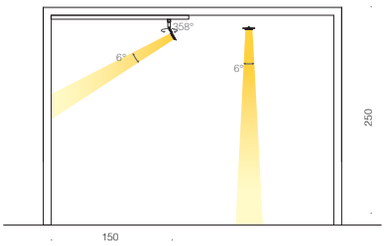



XS = extra spot (<8°)

20° - Flood

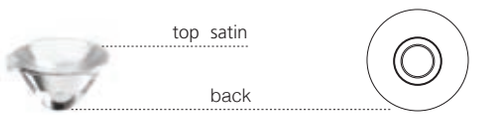

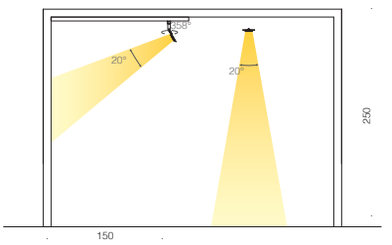



F = flood (15°-30°)

38° - Wide Flood

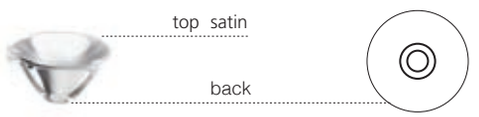

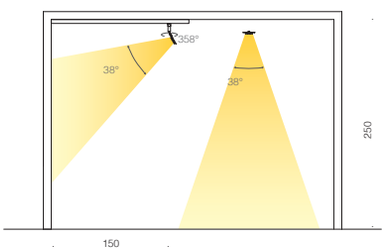



WF = wide flood (30°-45°)

Head and holders

Black (only for Una Pro 75 SMD)



White



Aluminium



Black



White



Black



Una Pro 75 Joint

The junction allows 360° rotation and 30° tilting in all directions. This movement is suited either to reach any individual points on horizontal or vertical surfaces requiring accent light or to evenly distribute the emitted light through space.

Each 4-LED head in the multiple compositions can be adjusted individually, so that each light beam can be directed independently of the others to stress different points in space by installing one appliance.

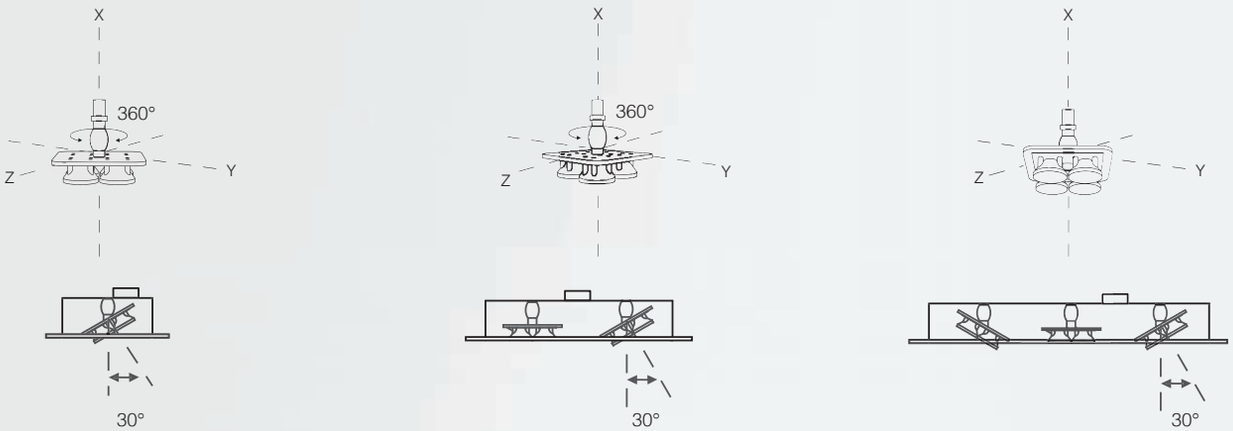



Una Pro 75

Aluminium ○ White ○



IP20

4 LED: 110x110 mm
2x 4 LED: 110x210 mm

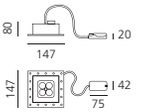

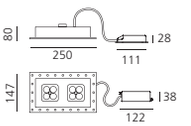

Una Pro 75 Adjustable Recessed

W	Weight	Beam	CRI	Flux	CCT	Box	Head	Holder	Code
4 LED 6 W	0,40 kg	6°	=85	320 lm	3000K	●	○	●	DD0014I00D1W
						○	○	○	DD0014I10D1BW
			=80	340 lm	3700K	●	○	●	DD0014I00D1
						○	○	○	DD0014I10D1B
		20°	=85	313 lm	3000K	●	○	●	DD0014I00D2W
						○	○	○	DD0014I10D2BW
			=80	333 lm	3700K	●	○	●	DD0014I00D2
						○	○	○	DD0014I10D2B
		38°	=85	297 lm	3000K	●	○	●	DD0014I00D3W
						○	○	○	DD0014I10D3BW
			=80	316 lm	3700K	●	○	●	DD0014I00D3
						○	○	○	DD0014I10D3B
2x4 LED 14 W	0,90 kg	6°	=85	640 lm	3000K	●	○	●	DD0014L00D1W
						○	○	○	DD0014L10D1BW
			=80	680 lm	3700K	●	○	●	DD0014L00D1
						○	○	○	DD0014L10D1B
		20°	=85	626 lm	3000K	●	○	●	DD0014L00D2W
						○	○	○	DD0014L10D2BW
			=80	666 lm	3700K	●	○	●	DD0014L00D2
						○	○	○	DD0014L10D2B
		38°	=85	594 lm	3000K	●	○	●	DD0014L00D3W
						○	○	○	DD0014L10D3BW
			=80	632 lm	3700K	●	○	●	DD0014L00D3
						○	○	○	DD0014L10D3B

Accessories

		Color	Code
	Frame Una Pro 75 ADJ 4 LED	○	DD0014IFR10
		●	DD0014IFR09
	Frame Una Pro 75 ADJ 2x 4 LED	○	DD0014LFR10
		●	DD0014LFR09
	IP44 Cover Una Pro 75 ADJ 4 LED / 2x 4 LED	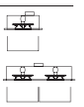	DD0014ICLT44

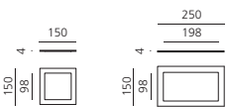



Una Pro 75

Aluminium ○ Black ● White ○



IP20

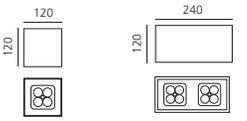

Una Pro 75 SMD

W	Weight	Beam	CRI	Flux	CCT	Box	Head	Holder	Code
4 LED 6 W	0,50 kg	6°	=85	320 lm	3000K	●	●	●	DD0014I09D1SW
						○	○	○	DD0014I10D1SW
						◌	◌	●	DD0014I00D1SW
			=80	340 lm	3700K	●	●	●	DD0014I09D1S
						○	○	○	DD0014I10D1S
						◌	◌	●	DD0014I00D1S
		20°	=85	313 lm	3000K	●	●	●	DD0014I09D2SW
						○	○	○	DD0014I10D2SW
						◌	◌	●	DD0014I00D2SW
			=80	333 lm	3700K	●	●	●	DD0014I09D2S
						○	○	○	DD0014I10D2S
						◌	◌	●	DD0014I00D2S
		38°	=85	297 lm	3000K	●	●	●	DD0014I09D3SW
						○	○	○	DD0014I10D3SW
						◌	◌	●	DD0014I00D3SW
			=80	316 lm	3700K	●	●	●	DD0014I09D3S
						○	○	○	DD0014I10D3S
						◌	◌	●	DD0014I00D3S
2x4 LED 14 W	0,90 kg	6°	=85	640 lm	3000K	●	●	●	DD0014L09D1SW
						○	○	○	DD0014L10D1SW
						◌	◌	●	DD0014L00D1SW
			=80	680 lm	3700K	●	●	●	DD0014L09D1S
						○	○	○	DD0014L10D1S
						◌	◌	●	DD0014L00D1S
		20°	=85	626 lm	3000K	●	●	●	DD0014L09D2SW
						○	○	○	DD0014L10D2SW
						◌	◌	●	DD0014L00D2SW
			=80	666 lm	3700K	●	●	●	DD0014L09D2S
						○	○	○	DD0014L10D2S
						◌	◌	●	DD0014L00D2S
		38°	=85	594 lm	3000K	●	●	●	DD0014L09D3SW
						○	○	○	DD0014L10D3SW
						◌	◌	●	DD0014L00D3SW
			=80	632 lm	3700K	●	●	●	DD0014L09D3S
						○	○	○	DD0014L10D3S
						◌	◌	●	DD0014L00D3S

Accessories



IP44 Cover Una Pro 75 ADJ 4 LED / 2x 4 LED

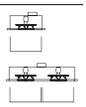

Code
DD0014ICLT44



Una Pro 150

Carlotta de Bevilacqua
2010 - 2011



- 9 LED 10,5 W
- 517 / 570 lumen
- MacAdam 4SDCM
- Beam: XS - F - WF
- CCT 3000K / 3700K
- CRI = 80 / 85
- Life = L70(10K)= 50000h
- IP20 ⏚

- High-power LED lighting appliance mounted on a thin (3 mm) flat aluminium sheet with improved heat dissipation
- The head accommodates a 9-LED circuit
- Available with three different emissions: 6°, 20°, 38°
- Available in two different heights (15 cm or 30 cm)





Beam Angle

6° - Extra Spot

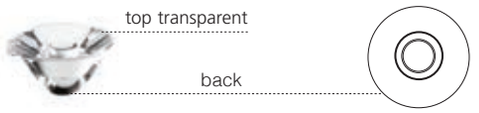

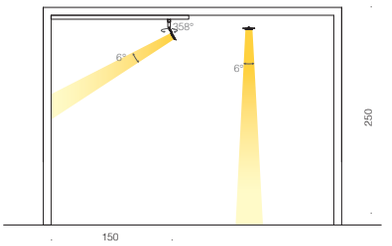



XS = extra spot (<8°)

20° - Flood

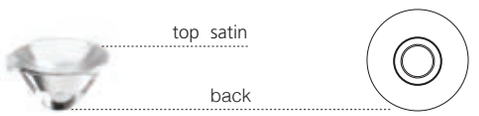

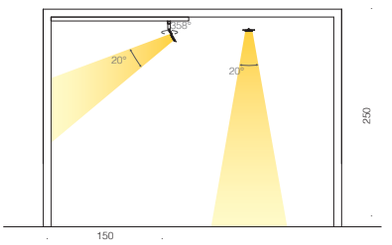



F = flood (15°-30°)

38° - Wide Flood

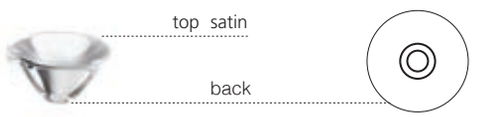

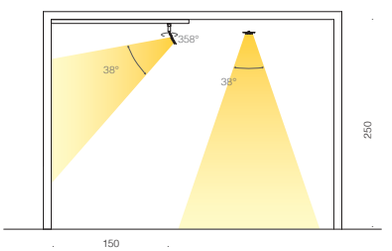



WF = wide flood (30°-45°)

Head and holders color versions

Black



White



Aluminium



Black



White



Black



Una Pro 150

Aluminium ○ Black ● White ○

H 15

W	Weight	Beam	CRI	Flux	CCT	Box	Head	Holder	Code
9 LED 10,5 W	1,10 kg	6°	85	536 lm	3000K	●	●	●	DD0016A09A1CW
						○	○	○	DD0016A10A1CW
						○	○	●	DD0016A00A1CW
			80	570 lm	3700K	●	●	●	DD0016A09A1C
						○	○	○	DD0016A10A1C
						○	○	●	DD0016A00A1C
		20°	85	529 lm	3000K	●	●	●	DD0016A09A2CW
						○	○	○	DD0016A10A2CW
						○	○	●	DD0016A00A2CW
			80	563 lm	3700K	●	●	●	DD0016A09A2C
						○	○	○	DD0016A10A2C
						○	○	●	DD0016A00A2C
		38°	85	517 lm	3000K	●	●	●	DD0016A09A3CW
						○	○	○	DD0016A10A3CW
						○	○	●	DD0016A00A3CW
			80	550 lm	3700K	●	●	●	DD0016A09A3C
						○	○	○	DD0016A10A3C
						○	○	●	DD0016A00A3C



IP20

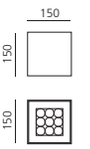

H 30

W	Weight	Beam	CRI	Flux	CCT	Box	Head	Holder	Code
9 LED 10,5 W	1,80 kg	6°	85	536 lm	3000K	●	●	●	DD0016A09A1LW
						○	○	○	DD0016A10A1LW
						○	○	●	DD0016A00A1LW
			80	570 lm	3700K	●	●	●	DD0016A09A1L
						○	○	○	DD0016A10A1L
						○	○	●	DD0016A00A1L
		20°	85	529 lm	3000K	●	●	●	DD0016A09A2LW
						○	○	○	DD0016A10A2LW
						○	○	●	DD0016A00A2LW
			80	563 lm	3700K	●	●	●	DD0016A09A2L
						○	○	○	DD0016A10A2L
						○	○	●	DD0016A00A2L
		38°	85	517 lm	3000K	●	●	●	DD0016A09A3LW
						○	○	○	DD0016A10A3LW
						○	○	●	DD0016A00A3LW
			80	550 lm	3700K	●	●	●	DD0016A09A3L
						○	○	○	DD0016A10A3L
						○	○	●	DD0016A00A3L



IP20

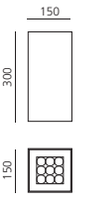



Luceri LED

Studio Artemide
2011 (Luceri LED)
2013 (Luceri Kadro LED)



- LED COB
- 19 W - 29 W
- 1581 - 2682 lumen
- MacAdam 3SDCM / 2SDCM (High-Performance versions)
- Beam: XF
- CCT: 3000K / 4000K
- CRI = 80 / 90
- Life=L70 (6K)=36000h
- UGR < 19
- IP44 / IP54 ⧈



XF= Extra Flood
(>45°)

- Recessed fixed downlighters using high-output LEDs.
- Two versions: trim (with bezel) and Trimless (recessed ceiling mounted without bezel)
- Available in 2 versions, each with 2 levels of power:
  Standard version non dimmable, CRI=80 (min)
  High-performance version with net efficiency up to 94lm/W, DALI, CRI=90 (min), with Cree True White (R) technology. Colour temperature and colour rendering index constant throughout the product lifespan.
- Materials: bezel, white reflector and screens in polycarbonate, reflectors in vacuum-metalled polycarbonate with anti-scratch surface treatment.

- Standard version IP44.
  IP54 with the addition of an optional screen.
- Compliant to standard EN60598-1, EN62471 and other specific standards.



Luceri LED



Luceri LED trim



White frame

Grey frame

Luceri LED trim

- Complete with optic housing and trim.
- Trim available in white or grey.
- Professional mirror optic with UGR Luminance Control <19 for office spaces with computer screens.
- Installation brackets for an easy, tool-free installation on false ceilings of thicknesses between 1 and 25 mm.
- Optional screens in transparent polycarbonate, easy to install, opal and prismoptic diffuser, with a 90 degree turn.
- Integral power supply.
- Wide beam symmetrical distribution.



Luceri LED trimless



Sharp edge trim



Rounded edge trim

Luceri LED trimless

- 2 available trims:
  Sharp edge
  Rounded edge
- 2 available optic housings.
- Professional mirror optic with UGR Luminance Control <19 for office spaces with computer screens.
- Comfort white optics
- Optics housings and trim to be ordered separately.
- Optional screens in transparent polycarbonate, easy to install, opal and prismoptic diffuser, with a 90 degree turn.
- Integral power supply
- Wide beam symmetrical distribution.

Luceri LED trimless Rounded edge trim

LED comfort white optics — not dimmable

W	CRI	Weight	Beam	Flux	CCT	Code
26 W	=80	1,70 kg	66°	1974 lm	3000 K	M242400
				2112 lm	4000 K	M242500
29 W	=80	1,70 kg	66°	2418 lm	3000 K	M242600
				2587 lm	4000 K	M242700

Lighting unit. To be completed with rounded edge trim support.

LED High-Performance comfort white optics — DALI

W	CRI	Weight	Beam	Flux	CCT	Code
19 W	=90	1,70 kg	66°	1711 lm	3000 K	M242401
					4000 K	M242501
26 W	=90	1,70 kg	66°	2258 lm	3000 K	M242601
					4000 K	M242701

Lighting unit. To be completed with rounded edge trim support.
220/240Vac 50/60Hz electronic ballast included.



support with rounded edge trim — M240600



▼ **IP**20 / ▲ **IP**44
screenless.

▼ **IP**20 / ▲ **IP**54
with screen.

⌀292

19 W / 26 W

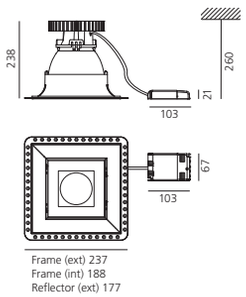

29 W

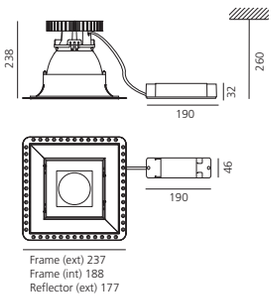

Luceri LED trimless Sharp edge trim

LED faceted mirror optics — not dimmable

W	CRI	Weight	Beam	Flux	CCT	Code
26 W	=80	1,60 kg	70°	1979 lm	3000 K	M242000
				2119 lm	4000 K	M242100
29 W	=80	1,60 kg	70°	2507 lm	3000 K	M242200
				2682 lm	4000 K	M242300

Lighting unit. To be completed with sharp edge trim support.

LED High-Performance faceted mirror optics — DALI

W	CRI	Weight	Beam	Flux	CCT	Code
19 W	=90	1,60 kg	70°	1790 lm	3000 K	M242001
					4000 K	M242101
26 W	=90	1,60 kg	70°	2336 lm	3000 K	M242201
					4000 K	M242301

Lighting unit. To be completed with sharp edge trim support.
220/240Vac 50/60Hz electronic ballast included.



Sharp edge trim — M240500



Accessory for ceiling installation — M239820



▼ **IP**20 / ▲ **IP**44
screenless.

▼ **IP**20 / ▲ **IP**54
with screen.

⌀216

19 W / 26 W

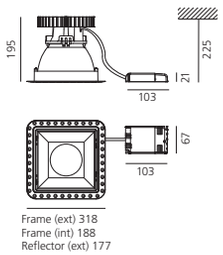

29 W

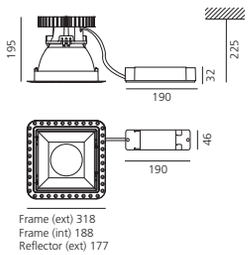

Gray ● White ○

LED faceted mirror optics

Non dimmable

W	CRI	Weight	Beam	Flux	CCT	Color	Code
26 W	=80	1,50 kg	70°	1979 lm	3000 K	○	M244020
						●	M244060
				2119 lm	4000 K	○	M244120
						●	M244160
29 W	=80	1,50 kg	70°	2507 lm	3000 K	○	M244220
						●	M244260
				2682 lm	4000 K	○	M244320
						●	M244360

LED High-Performance faceted mirror optics

DALI

W	CRI	Weight	Beam	Flux	CCT	Color	Code
19 W	=90	1,50 kg	70°	1790 lm	3000 K	○	M244021
						●	M244061
					4000 K	○	M244121
						●	M244161
26 W	=90	1,50 kg	70°	2336 lm	3000 K	○	M244221
						●	M244261
					4000 K	○	M244321
						●	M244361

220/240Vac 50/60Hz electronic ballast included.



▼ **IP**20 / ▲ **IP**44
screenless.

▼ **IP**20 / ▲ **IP**54
with screen.

⌀230

19 W / 26 W

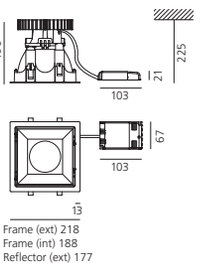

29 W

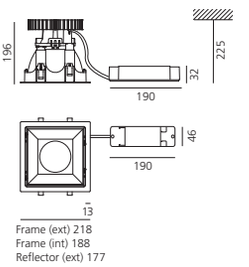

Accessories

		Code
	Transparent screen in polycarbonate	M239200
	Opal screen in PMMA	M239700
	Prismoptic screen in polycarbonate	M239600

With screen





Screenless







Banca di Caraglio - Credito Cooperativo Caraglio (CN) - Italy
Arch: Studio Kuadra, Photo:Federico Villa

Centro Studi dello Studentato Universitario di Trento, Trento (Italy)
Studio Paterm & Tabares de Nava S.L. Arquitectos, Photo: Federico Villa

Luceri Kadro LED



Luceri LED trim



White frame

Grey frame

Luceri Kadro LED trim

- Complete with optic housing and trim.
- Trim available in white or grey.
- Professional mirror optic with UGR Luminance Control <19 for office spaces with computer screens.
- Installation brackets for an easy, tool-free installation on false ceilings of thicknesses between 1 and 25 mm.
- Optional screens in transparent polycarbonate, easy to install opal and prismoptic diffuser, with a 90 degree turn.
- Integral power supply.
- Wide beam symmetrical distribution.



Luceri LED trimless



Sharp edge trim



Rounded edge trim

Luceri Kadro LED trimless

- 2 available trims:
  Sharp edge
  Rounded edge
- 2 available optic housing:
- Professional mirror optic with UGR Luminance Control <19 for office spaces with computer screens.
- Comfort white optics
- Optics housings and trim to be ordered separately.
- Optional screens in transparent polycarbonate, easy to install opal and prismoptic diffuser, with a 90 degree turn.
- Integral power supply
- Wide beam symmetrical distribution.

Luceri Kadro LED trimless Rounded edge trim

LED comfort white optics — not dimmable

W	CRI	Weight	Beam	Flux	CCT	Code
26 W	=80	1,70 kg	58°	1815 lm	3000 K	M241400
				1943 lm	4000 K	M241500
29 W	=80	1,70 kg	58°	2195 lm	3000 K	M241600
				2348 lm	4000 K	M241700

Lighting unit. To be completed with rounded edge trim support.

LED High-Performance comfort white optics — DALI

W	CRI	Weight	Beam	Flux	CCT	Code
19 W	=90	1,70 kg	58°	1581 lm	3000 K	M241401
					4000 K	M241501
26 W	=90	1,70 kg	58°	2058 lm	3000 K	M241601
					4000 K	M241701

Lighting unit. To be completed with rounded edge trim support.
220/240Vac 50/60Hz electronic ballast included.



Support with rounded edge trim — M240800



▼ **IP**20 / ▲ **IP**44
screenless.

▼ **IP**20 / ▲ **IP**54
with screen.

275x275 mm

19 W / 26 W

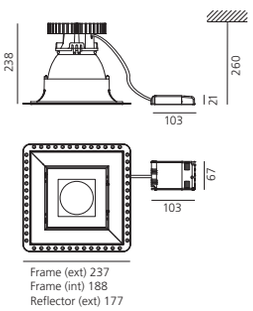

29 W

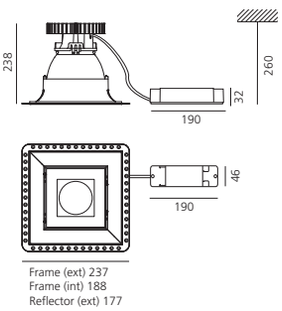

Luceri Kadro LED trimless Sharp edge trim

LED faceted mirror optics — non dimmable

W	CRI	Weight	Beam	Flux	CCT	Code
26 W	=80	1,50 kg	54°	1954 lm	3000 K	M241000
				2091 lm	4000 K	M241100
29 W	=80	1,50 kg	54°	2424 lm	3000 K	M241200
				2594 lm	4000 K	M241300

Lighting unit. To be completed with sharp edge trim support.

LED High-Performance faceted optics — DALI

W	CRI	Weight	Beam	Flux	CCT	Code
19 W	=90	1,50 kg	60°	1765 lm	3000 K	M241001
					4000 K	M241101
26 W	=90	1,50 kg	56°	2282 lm	3000 K	M241201
					4000 K	M241301

Lighting unit. To be completed with sharp edge trim support.
220/240Vac 50/60Hz electronic ballast included.



Sharp edge trim — M240700



Accessory for ceiling installation — M239920



▼ **IP**20 / ▲ **IP**44
screenless.

▼ **IP**20 / ▲ **IP**54
with screen.

195x195 mm

19 W / 26 W

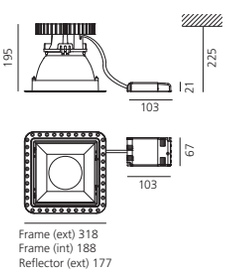

29 W

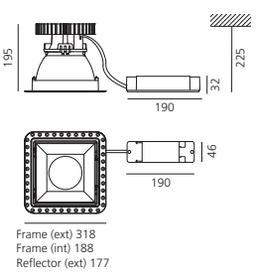

Luceri Kadro LED con trim

Gray ● White ○

LED faceted mirror optics — not dimmable

W	CRI	Weight	Beam	Flux	CCT	Color	Code
26 W	=80	1,60 kg	54°	1954 lm	3000 K	○	M243220
						●	M243260
				2091 lm	4000 K	○	M243320
						●	M243360
29 W	=80	1,60 kg	55°	2424 lm	3000 K	○	M243420
						●	M243460
				2594 lm	4000 K	○	M243520
						●	M243560

LED High-Performance faceted mirror optics — DALI

W	CRI	Weight	Beam	Flux	CCT	Color	Code
19 W	=90	1,60 kg	60°	1765 lm	3000 K	○	M243221
						●	M243261
					4000 K	○	M243321
						●	M243361
26 W	=90	1,60 kg	56°	2282 lm	3000 K	○	M243421
						●	M243461
					4000 K	○	M243521
						●	M243561

220/240Vac 50/60Hz electronic ballast included.



▼ **IP**20 / ▲ **IP**44
screenless.

▼ **IP**20 / ▲ **IP**54
with screen.

203x203 mm

19 W / 26 W

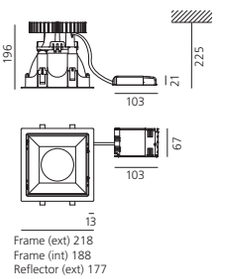

Frame (ext) 218
Frame (int) 188
Reflector (ext) 177

29 W

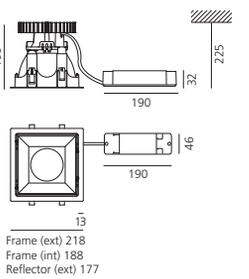

Frame (ext) 218
Frame (int) 188
Reflector (ext) 177

Accessories

		Code
	Transparent screen in polycarbonate	M239300
	Opal screen in PMMA	M239400
	Prismoptic screen in polycarbonate	M239500

With screen





Screenless









Luceri Fluo

Studio Artemide
1998





- Fluo 2x18 W, 2x26 W
- 914 / 920 / 938 / 1213 / 1708 lumen
- Beam: XF
- IP23 / IP29



XF = Extra flood
(>45°)

- A range of recessed downlights fluorescent lamps.
- Body made from technopolymers. Reflector in vacuum-metallised polycarbonate with anti-scratch surface treatment.
- Decorative ring made from aluminium or injection moulded plastic, available in 2 colour options, with or without screen Fitting is made by one quarter turn rotation.
- The Luceri screen dark light optic ensures a controlled luminance level of less than 200 cd/m² for an observation angle of 65° or above with respect to the vertical axis, well within the limits set by standard EN12464-1.
- Low recess depth for ceilings of 1mm to 35mm thick.
- Electronic ballast and emergency lighting.
- Electrical connection by means of quick connectors.
- Bridging connection possible.
- Complies with standard EN60598-1 and other specific standards.



White ○ Grey ●

TC-DEL (G24q-2/3)

W	Weight	Beam	Flux	Color	Non dimmable Code	+ emergency 1h Code
2x18W (G24q-2)	1,00/1,70 kg	106°	938 lm	○	L596610	L596810
				●	L596620	L596820
2x26W (G24q-3)	1,00/1,70 kg	106°	914 lm	○	L596710	L596910
				●	L596720	L596920

Supplied with plastic front and frosted glass.
220/240Vac 50/60Hz electronic ballast included.



▼ IP29 / ▲ IP23

⌀220 850°

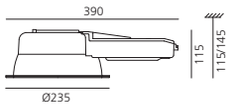

TC-DEL (G24q-2/3)

W	Weight	Beam	Flux	Color	Non dimmable Code	+ emergency 1h Code
2x18W (G24q-2)	1,00/1,70 kg	96°	1213 lm	○	L596650	L596850
				●	L596660	L596860
2x26W (G24q-3)	1,00/1,70 kg	92°	1708 lm	○	L596750	L596950
				●	L596760	L596960

Supplied with plastic front and anti-dazzle, cross-blade louvre.
220/240Vac 50/60Hz electronic ballast included.



▼ IP29 / ▲ IP23

⌀220 850°

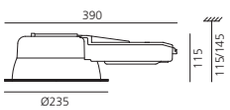

TC-DEL (G24q-2/3)

W	Weight	Beam	Flux	Color	Non dimmable Code	+ emergency 1h Code
2x18W (G24q-2)	0,90/1,60 kg	90°	520 lm	○	L597610	L597810
				●	L597620	L597820
2x26W (G24q-3)	0,90/1,60 kg	89°	824 lm	○	L597710	L597910
				●	L597720	L597920

Supplied with plastic front and frosted glass.
220/240Vac 50/60Hz electronic ballast included.



▼ IP29 / ▲ IP23

⌀220 850°

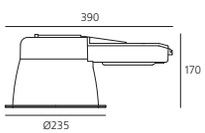



Java

Ernesto Gismondi
2005



- LED COB
- 26 W
- 1983 / 6102 lumen
- MacAdam 3SDC
- Beam: S / F / WF
- CCT: 3000K
- CRI=80 (min.)
- Life=L70 (6K)=50000h
- IP 20 ⏚

- Trim or trimless adjustable downlights using LED.
- 3 models: square with 1 lamp, rectangular with 2, 3 and 4 lamps.
- Each spotlight may be adjusted individually with a tilt angle ranging from -20° to +70°, and rotation of up to 355°.



S = spot
(8° - 15°)



F = flood
(15° - 30°)



WF = wde flood
(30° - 45°)



White
○

W	CRI	Beam	Flux	CCT	Trim Code	Trimless Code
26 W	=80 min.	12°	1983 lm	3000 K	M2864W21	M2873W01
		24°	1993 lm	3000 K	M2865W21	M2874W01
		34°	2034 lm	3000 K	M2866W21	M2875W01



Electronic ballast 700 mA SELV supplied separately.

Driver		Vac	L_{mm}	W_{mm}	H_{mm}	n°device		Code
cc 50W	700mA	220-240	125	79	22	1 max	DALI	M079200
cc 32 W	700mA						on/off	M079201

IP20 ⏚
960°

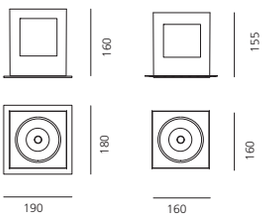

165x165 160x160

W	CRI	Beam	Flux	CCT	Trim Code	Trimless Code
2x26 W	=80 min.	12°	3965 lm	3000 K	M2867W21	M2876W01
		24°	3987 lm	3000 K	M2868W21	M2877W01
		34°	4068 lm	3000 K	M2869W21	M2878W01



Electronic ballast 700 mA SELV supplied separately.

Driver		Vac	L_{mm}	W_{mm}	H_{mm}	n°device		Code
cc 50W	700mA	220-240	125	79	22	1 max	DALI	M079200
cc 32 W	700mA						on/off	M079201

IP20 ⏚
960°

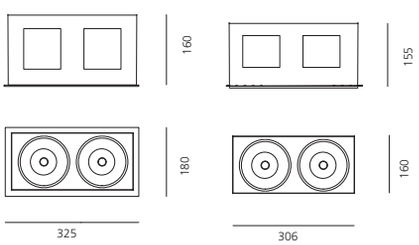

300x125 306x160

W	CRI	Beam	Flux	CCT	Trim Code	Trimless Code
3x26 W	=80 min.	12°	5948 lm	3000 K	M2870W21	M2879W01
		24°	5980 lm	3000 K	M2871W21	M2880W01
		34°	6102 lm	3000 K	M2872W21	M2881W01



Electronic ballast 700 mA SELV supplied separately.

Driver		Vac	L_{mm}	W_{mm}	H_{mm}	n°device		Code
cc 50W	700mA	220-240	125	79	22	1 max	DALI	M079200
cc 32 W	700mA						on/off	M079201

IP20 ⏚
960°

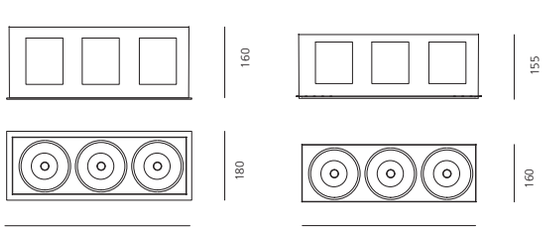

445x160 455x160

Parabola

2010



- LED 12 W / 17 W
- 745 - 1407 lumen
- MacAdam 3SDC
- Beam: XF
- L70(9K)>54000h
- CCT 2700K / 3000K
- CRI=90 (min.)
- IP40



-20° 20°



XF= Extra flood
(<45°)

- Light fixture with high-performance LED light sources.
- Consists of: frame, body, lens, fixing springs.
- Frame in injection mould of aluminium.
- Heat sink body in extruded aluminium.
- Lens in policarbonate with 3 different versions of beam.
- Fixing springs in harmonic steel.
- Electrical connection to the driver by means of a FEP-FEP cable and a terminal board.
- Technical features of light fixtures in compliance with EN60598-1.



Parabola 80

White ○ Black ● Silver ●

Round

W	CRI	Weight	Beam	Flux	CCT	Color	Fixed Code	Adjustable Code
12 W	=90	0,28 kg	52°	749 lm	2700 K	○	NL1906340Y006	NL1906440Y006
						●	NL1906340Y004	NL1906440Y004
						●	NL1906340Y002	NL1906440Y002
				1011 lm	3000 K	○	NL1906340K006	NL1906440K006
						●	NL1906340K004	NL1906440K004
						●	NL1906340K002	NL1906440K002
			64°	745 lm	2700 K	○	NL1906360Y006	NL1906460Y006
						●	NL1906360Y004	NL1906460Y004
						●	NL1906360Y002	NL1906460Y002
				1006 lm	3000 K	○	NL1906360K006	NL1906460K006
						●	NL1906360K004	NL1906460K004
						●	NL1906360K002	NL1906460K002
			76°	773 lm	2700 K	○	NL1906380Y006	NL1906480Y006
						●	NL1906380Y004	NL1906480Y004
						●	NL1906380Y002	NL1906480Y002
				1043 lm	3000 K	○	NL1906380K006	NL1906480K006
						●	NL1906380K004	NL1906480K004
						●	NL1906380K002	NL1906480K002



IP40

ø 68±2

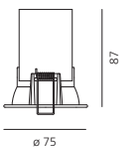

Driver 350 mA SELV supplied separately.



IP40

ø 78±2

-20° 20°

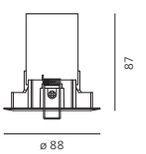

Square

W	CRI	Weight	Beam	Flux	CCT	Color	Fixed Code
12 W	=90	0,28 kg	52°	749 lm	2700 K	○	NL1907140Y006
						●	NL1907140Y004
						●	NL1907140Y002
				1011 lm	3000 K	○	NL1907140K006
						●	NL1907140K004
						●	NL1907140K002
			64°	745 lm	2700 K	○	NL1907160Y006
						●	NL1907160Y004
						●	NL1907160Y002
				1006 lm	3000 K	○	NL1907160K006
						●	NL1907160K004
						●	NL1907160K002
			76°	773 lm	2700 K	○	NL1907180Y006
						●	NL1907180Y004
						●	NL1907180Y002
				1043 lm	3000 K	○	NL1907180K006
						●	NL1907180K004
						●	NL1907180K002



IP40

65 x 62 ±2

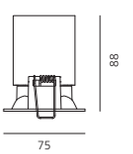

Driver 350 mA SELV supplied separately.

Driver	Vac	L_{mm}	W_{mm}	H_{mm}	n°device		Code
cc 15W 350mA	220-240	156	52	26	1 max	Non dimmable	M077500
cc 16W 350mA	220-240	156	52	26	1 max	DALI/PUSH/0-10V dimmable	NL104210

White ○ Black ● Silver ●

Round

W	CRI	Weight	Beam	Flux	CCT	Color	Fixed Code	Adjustable Code
17 W	=90	0,50 kg	50°	959 lm	2700 K	○	NL1907240Y006	NL1907440Y006
						●	NL1907240Y004	NL1907440Y004
						●	NL1907240Y002	NL1907440Y002
				1407 lm	3000 K	○	NL1907240K006	NL1907440K006
						●	NL1907240K004	NL1907440K004
						●	NL1907240K002	NL1907440K002
			64°	942 lm	2700 K	○	NL1907260Y006	NL1907460Y006
						●	NL1907260Y004	NL1907460Y004
						●	NL1907260Y002	NL1907460Y002
				1382 lm	3000 K	○	NL1907260K006	NL1907460K006
						●	NL1907260K004	NL1907460K004
						●	NL1907260K002	NL1907460K002
			76°	948 lm	2700 K	○	NL1907280Y006	NL1907480Y006
						●	NL1907280Y004	NL1907480Y004
						●	NL1907280Y002	NL1907480Y002
				1392 lm	3000 K	○	NL1907280K006	NL1907480K006
						●	NL1907280K004	NL1907480K004
						●	NL1907280K002	NL1907480K002

Driver 500 mA SELV supplied separately.



IP40

ø 85±2

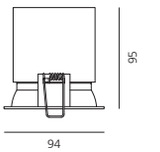



IP40

ø 95±2

-20° 20°

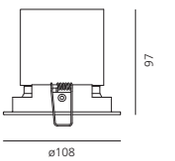

Square

W	CRI	Weight	Beam	Flux	CCT	Color	Fixed Code
17 W	=90	0,50 kg	50°	959 lm	2700 K	○	NL1907340Y006
						●	NL1907340Y004
						●	NL1907340Y002
				1407 lm	3000 K	○	NL1907340K006
						●	NL1907340K004
						●	NL1907340K002
			64°	942 lm	2700 K	○	NL1907360Y006
						●	NL1907360Y004
						●	NL1907360Y002
				1382 lm	3000 K	○	NL1907360K006
						●	NL1907360K004
						●	NL1907360K002
			76°	948 lm	2700 K	○	NL1907380Y006
						●	NL1907380Y004
						●	NL1907380Y002
				1392 lm	3000 K	○	NL1907380K006
						●	NL1907380K004
						●	NL1907380K002

Driver 500 mA SELV supplied separately.



IP40

81 x 78 ±2

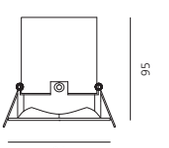

Driver	Vac	L_{mm}	W_{mm}	H_{mm}	n°device		Code
cc 20W 500mA	220-240	125	38	23	1 max	Non dimmable	M077600
cc 24W 500mA	220-240	103	67	21	1 max	PUSH/0-10V dimmable	M079300
cc 24W 500mA	220-240	103	67	21	1 max	DALI Dimmable	M079200



Le Roland Garros Restaurant, Paris - FR



Ibis Hotel, Heilbronn - DE

Rastaf

Studio Artemide
2000 - 2013





- LED 12 W
- 285 / 391 lumen
- MacAdam 3SDCM
- Beam: F - WF
- L70(9K)>54000h
- CCT 2700K / 3000K
- CRI = 80 (min.)
- IP44

45°

- Series of LED recessed luminaires.
- Fixed and adjustable versions available.
- No accessories needed in the IP44 fixed version (IP44 from below)
- Tilt angle up to 45°.
- White steel recessing plate available separately, for 2 or 3 downlighters.
- Range of recessing accessories available.
- Separate power supply.
- Compliant with EN60598-1 standard and other specific standards.



F = Flood
(15°-30°)



WF = Wide flood
(30°-45°)



Rastaf

White ○

W	CRI	Weight	Beam	Flux	CCT	Color	Fixed optic Code	Adjustable optic Code
12 W	=80	0,32 kg	20°	391 lm	2700K	○	M038200	M038205
				355 lm	3000K	○	M038500	M038505
			32°	311 lm	2700K	○	M038300	M038305
				285 lm	3000K	○	M038700	M038705

Driver 350 mA SELV supplied separately.

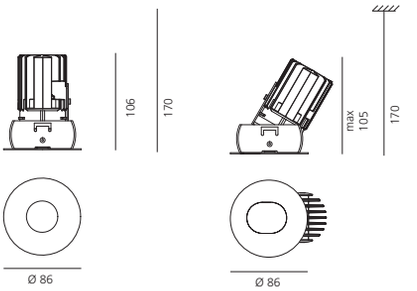



▼ **IP**20 / ▲ **IP**44

ø72 mm



IP20

45°

ø72 mm

LED (GU10)	Weight	Color	Fix Code	Adjustable Code
230-240V	0,15 kg	○	M047900	M047905

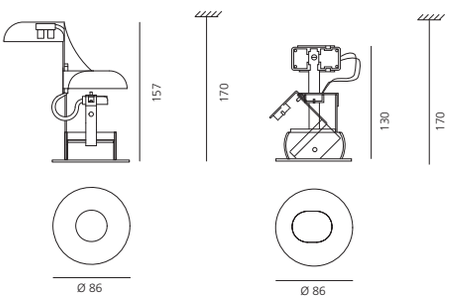

Accessories



Recessing ring for mineral fiber false ceilings for Rastaf 86 fixed or adjustable.

ø78 mm

Code M080018



Aluminium recessing ring for Rastaf 86 fixed or adjustable.

ø78 mm

M080028



Steel recessing ring with springs for plasterboard false ceilings for Rastaf 86 fixed or adjustable.

M080038



Steel recessing plate for 2 spots for Rastaf 86 fixed or adjustable.

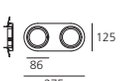

260xø78 mm

Code M017300



Steel recessing plate for 3 spots for Rastaf 86 fixed or adjustable.

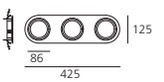

410xø78 mm

M017400

Driver	Vac	L_{mm}	W_{mm}	H_{mm}			Code
cc 15W 350mA	220-240	125	38	23	1max	Non dimmable	M077500
cc 16W 350mA	220-240	156	52	26	1max	DALI/PUSH/0-10V dimmable	M077401



Ristorante Larte - Milano (Italy)
Interior project: Lorenzo Morganti, Grixoni Service
Photo: Federico Villa

Zeno UP

Jan Van Lierde
2011





- LED 2 / 5 / 6,5W
- 128 / 402 lumen
- MacAdam 4SDC
- Beam: S - F
- L70(6K)>39300
- CCT 3000K / 4000K
- CRI = 80
- IP65



S = Spot
(8°-15°)



F = Flood
(15°-30°)

- Light fixture with high-performance LED light sources.
- Low recessed depth.
- Consists of: body, frame, black silkscreened tempered glass, fixing springs.
- Body in EN AB44100 aluminium, silicone gaskets.
- Frame in aluminium.
- Black silkscreened tempered glass, 4mm-thick.
- Fixing springs in harmonic steel.
- Power connection to the mains by means of a H05RN-r cable and IP68 electrical terminal board, supplied with the fixture.
- Glass surface temperature lower than 40°C.
- Fixed optics. PMMA lenses in 2 different versions of beams.
- Painted die-cast aluminium with 3-stage outdoor treatment: nanotechnologies, antioxydant primer, polyester paint.
- Technical features of light fixtures in compliance with EN60598-1.







Yacht San Lorenzo SL104

Zeno Up 2

White ○ Silver ● Chrome ◑

W	CRI	Weight	Beam	Flux	CCT	Color	Code
2 W	=80	0,12 kg	13°	128 lm	3000K	●	NL1708410K002
						◑	NL1708410K003
						○	NL1708410K006
			24°	133 lm	3000K	●	NL1708425K002
						◑	NL1708425K003
						○	NL1708425K006



IP65 CE

38 x 36

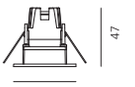

Driver	Vac	Lmm	Wmm	Hmm	IP	n°device		
cc 11W 700mA	220-240	145	65	55	65	1min-4max	Non dimmable	NL19024
cc 10W 700mA	220-240	75	38	22		1min-4max	Non dimmable	NL19035
cc 19,6W 700mA	220-240	155	51	26		1 min-8max	DALI	M077401

Zeno Up 3

W	CRI	Weight	Beam	Flux	CCT	Color	Code
5 W	=80	0,21 kg	16°	269 lm	3000K	●	NL1708510K002
						◑	NL1708510K003
						○	NL1708510K006
			24°	280 lm	3000K	●	NL1708525K002
						◑	NL1708525K003
						○	NL1708525K006



IP65 CE

52 x 56

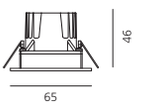

Driver	Vac	Lmm	Wmm	Hmm	IP	n°device		
cc 14W 500mA	220-240	145	65	55	65	1min-2max	Non dimmable	NL19046
cc 10W 500mA	220-240	75	38	22		1	Non dimmable	NL10941
cc 20W 500mA	220-240	155	51	26		1min-4max	DALI	M077401

Zeno Up 4

W	CRI	Weight	Beam	Flux	CCT	Color	Code
6,5 W	=80	0,34 kg	10°	364 lm	3000K	●	NL1708610K002
						◑	NL1708610K003
						○	NL1708610K006
			30°	376 lm	3000K	●	NL1708625K002
						◑	NL1708625K003
						○	NL1708625K006



IP65 CE

79 x 79

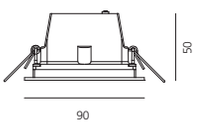

Driver	Vac	Lmm	Wmm	Hmm	IP	n°device		
cc 14W 500mA	220-240	145	65	55	65	1	Non dimmable	NL19046
cc 8W 500mA slim	220-240	75	38	22		1	Non dimmable	NL10941
cc 20W 500mA	220-240	155	51	26		1min-3max	DALI	M077401

Zeno Up Frosted

Jan Van Lierde
2013



- LED 5 W / 10 W
- 464 / 138 lumen
- MacAdam 4SDC
- Beam: XF
- CCT 3000K
- CRI=80 (min.)
- L70(6K)>39300
- IP40

- Light fixture with high-performance LED light sources.
- Consists of: frame, body, fixing springs.
- Frame in frosted opal glass, 4mm thick.
- Body in injection mould of aluminium.
- Fixing springs in harmonic steel.
- Electrical connection to the driver by means of a FROR cable and a terminal board.
- Technical features of light fixtures in compliance with EN60598-1.



XF = Extra flood (>45°)

Zeno Up 4 Frosted

W	CRI	Weight	Beam	Flux	CCT	Code
10 W	=80	0,30 kg	XF	464 lm	3000K	NL17092K0

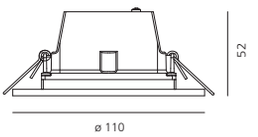



IP40 ⌀103

Driver	Vac	Lmm	Wmm	Hmm	IP	n°device		
cc 20W 700mA	220-240	125	38	23		1max	Non dimmable	NL19036
cc 19,6 700mA	220-240	156	52	26		1max	DALI, push, 1-10, 0-10	M077401

Zeno Up 3 Frosted

W	CRI	Weight	Beam	Flux	CCT	Code
5 W	=80	0,30 kg	XF	138 lm	3000K	NL17090K0

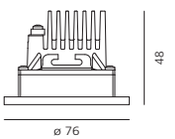



IP40 ⌀70

Driver	Vac	Lmm	Wmm	Hmm	IP	n°device		
cc 8W 500mA slim	220-240	22	110	19		1max	Non dimmable	NL19041





Professional Lighting

232 Algoritmo
292 A. Smart
298 Nothing 86
318 Grafa
328 Pad System
334 Smart Office
338 Gradian
342 Uglare19
346 100% Suspension
350 Nota Bene
354 Incipit
358 Eggboard
372 Silent Field
376 Nur Acoustic
378 Chocolate
388 90°
390 Kalifa
398 Surf

Algoritmo

Carlotta de Bevilacqua
Paola di Arianello
2010

reddot design award
2011




Fondazione
Giangiacomo
Feltrinelli

Algoritmo Guide to completing the installation

Algoritmo Installation

Algoritmo Floor

floor recessed



Algoritmo System

wall- or ceiling recessed

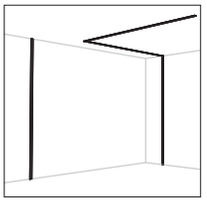

Algoritmo System

Wall/ceiling

surface-mounted

configurations, linear

or at a 90 degree angle.

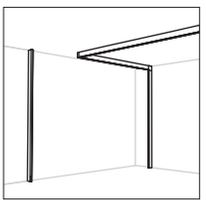

Algoritmo System

Suspension

Linear or at a 90 degree

angle installations.

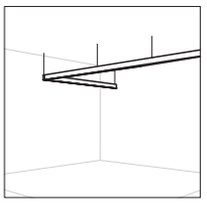

Algoritmo Stand-alone

Suspension

Surface-mounted

ceiling installation.

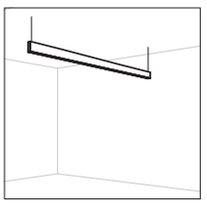

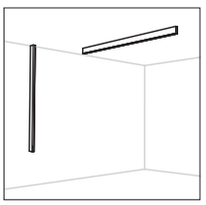

Fluorescent emission	LED/RGB LED emission	LED/RGB LED emission + LED indirect	Accent lighting	
	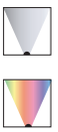			Indirect emission. white or RGB diffused LED.
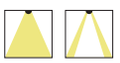	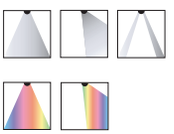			Diffused or dark light fluorescent emission. Emission white or RGB LED, diffused or wall washer. Emission white LED prismoptic and controlled emission. Accent lighting.
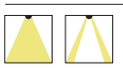	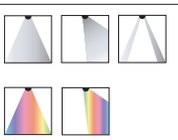			Diffused or dark light fluorescent emission. Emission white or RGB LED, diffused or wall washer. Emission white LED prismoptic and controlled emission. Accent lighting.
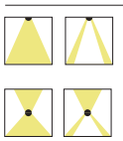	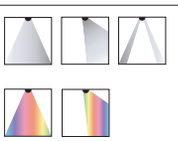	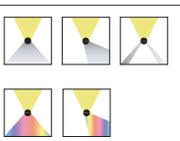		Diffused or dark light fluorescent direct and indirect emission. Direct and indirect emission white or RGB LED, diffused or wall washer. Direct emission white LED prismoptic and controlled emission and Indirect emission white LED. Accent lighting.
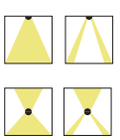				Emission white LED.

Algoritmo System






Pre-wired board
Diffuser


Pre-wired board
Wall or ceiling
recessed-mounted
structural module
Diffuser

Algoritmo System - Components



Structural module Trimless



Structural module Trim



Structural module suspension, ceiling, wall

- Algoritmo system is particularly flexible; it allows different lighting solutions to be coupLED through the same shared electrical system. Fluorescent diffused or dark light version, LED diffused or wall washer in warm (3000 K) or neutral white (4000 K), RGB LED, LED controlLED and prismoptic, accent lighting.
- Installation in line or at a 90° angle.
- Algoritmo system is composed of:
- Structural modules in extruded aluminium, available in different lengths depending on the installation option and 3 finishes, white, black and silver.
- Gear plates with through-wiring and rapid connectors.
- Supplementary through-wiring with rapid connection.
- Optical systems: diffusers, dark light optics for fluorescent version, controlled optics for LED, wall washer optics for LED, 3 white LED monochromatic projectors (pad, pad square and 37 cube).
- End caps and joints.
- Supplying cables.
- Pre-cabLED white LED (MV) plates equipped with electronic or electronic dimmerable driver (DALI). Pre-cabLED RGB LED (LV) plates.
- Fluorescent gear plates with electronic or 'multiwatt' dimmable electronic supplyer 28/54w (DALI). T16 seamless tubes to be ordered separately.
- Power supply and LED management systems (LV) to be ordered separately.
- Compliant with standard EN60598-1 and other specific standards.

SUSPENSION, CEILING, WALL

RECESSED

Fixing components +	**Junction components +**	**Junction components +**	**Pre-wired gear plates +**
			
Wall bracket to connect a suspended module to the wall.	End caps. (set of 2)	End caps.	Pre-wired gear tray for white LED diffused, prismotic, controlled and wall washer. MV through-wiring included.
			
Wall / ceiling fixing bracket.	Linear connector.	Vertical joint to connect two recessed modules on the same plane.	Pre-wired gear tray for RGB LED diffused. LV through-wiring included.
			
Suspension cable (no supply).	90° angle for the mechanical connection of two recessed modules on one same plane.	End caps.	Pre- wired gear tray for track.
			
Suspension kit with supply.	90° angle. For the mechanical connection of 2 modules on two perpendicular planes.	Vertical joint to connect two recessed modules on the same plane.	Pre-wired gear tray for accent lighting unit. PAD, PAD square and 37 Cube to be ordered separately. MV through-wiring included.
			
		Horizontal joint to mechanically connect two recessed modules on the same plane.	Pre-wired gear tray for fluorescent tubes T16-SLS. MV through-wiring included.

Electrical Components +



Optional through-wiring. To be used with mixed installations combining LV and MV pre-wired gear trays.



Power supply kit.



Electrical connector* to couple Algoritmo LED System (LV) with wall- and floor- recessed modules of Algoritmo Floor (LV), powered through the same shared electrical circuit.

*Only for RGB LED

Optical systems +



Opal polycarbonate diffuser for white LED and diffused RGB versions.



ControlLED Optics for white LED version.



Prismoptics optics for white LED versions.



Polycarbonate optics for white LED wall washer versions.



Dark Light optics for fluorescent versions.



PMAA opal diffuser for fluorescent versions.

Junction components +



Junction to be fitted to the module on the same plane.
Compatible with the junction for the same plane.

Spotlights +



37 Cube for Algoritmo System.



PAD for Algoritmo System.



PAD Square for Algoritmo System.

Power supplies and control systems



Electronic power supply IP67.



Control interface: IP20 and IP67. Allows management of multiple (LV) Algoritmo System and/or Algoritmo Floor.

Algoritmo System - Diffused emission





Structural module recessed

White ○ Black ● Silver ◍

Trimless

Length	Weight	Code
1184 mm	1,80 kg	M204800
2368 mm	3,60 kg	M204900



62x(ΣL+10 mm)

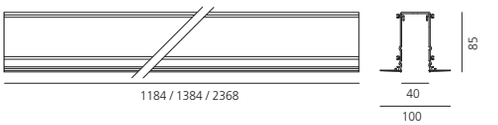

Trim

Length	Weight	Color	Code
1184 mm	1,80 kg	○	M293420
		●	M293410
		◍	M293490
2368 mm	3,60 kg	○	M293520
		●	M293510
		◍	M293590
3552 mm		○	M293620
		●	M293610
		◍	M293690
4736 mm		○	M293720
		●	M293710
		◍	M293790



54x(ΣL+3 mm)

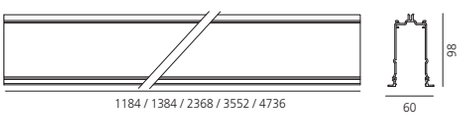

Accessories trimless



Vertical joint
to mechanically connect two recessed modules on the same plane.

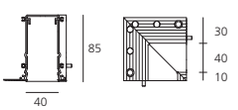

Code: M196600



End caps
(set of 2)

Code: M197300

Accessories trim



Vertical joint
to mechanically connect two recessed modules on the same plane.



Color	Code
○	M293820
●	M293810
◍	M293890



Horizontal joint
to mechanically connect two recessed modules on the same plane.

Color	Code
○	M293920
●	M293910
◍	M293990



End caps
(set of 2)

Color	Code
○	M294020
●	M294010
◍	M294090

Structural module suspension, ceiling, wall

White ○ Black ● Gloss anodised ◑ Silver ◍

Suspension, ceiling, wall

Length	Weight	Color	Code
1184 mm	2,30 kg	○	M205020
		●	M205010
		◑	M205060
		◍	M205090
2368 mm	4,60 kg	○	M205120
		●	M205110
		◑	M205160
		◍	M205190
3552 mm	6,90 kg	○	M206320
		●	M206310
		◑	M206360
		◍	M206390
4736 mm	9,20 kg	○	M199520
		●	M199510
		◑	M199560
		◍	M199590



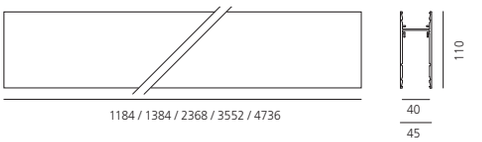

Accessories



90° angle
To mechanically connect two recessed modules on one same plane. 0.30 kg.

Color	Code
○	M196820
●	M196810
◑	M196860
◍	M196890

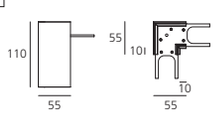



90° angle
To mechanically connect of 2 modules on one same plane. Includes through-wire extensions. 0.60 kg.

Color	Code
○	M196720
●	M196710
◑	M196760
◍	M196790

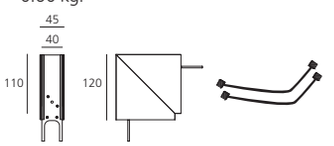



Wall bracket
To mechanically connect a wall-mounted module.

Code: M199300



End caps
(set of 2)

Color	Code
○	M188820
●	M188810
◑	M188860
◍	M188890



Linear connector

Code: M189000



Steel suspension cable with quick adjustment
Length 2 meters

Length of a single module	no. pieces required for each module
1184 mm	2
2368 mm	2
3552mm	2
4736mm	3

Code: M189100

Please check on Artemide.com for continuous system installations with 2+ connected modules.

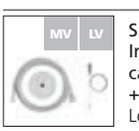

Suspension kit with power supply. Includes 1 single steel suspension cable + 1 power supply cable
Length 2 meters

LV (3x1,5mm²)
For supplying LED modules RGB.
Code: M189200

MV (5x1,5mm²+2x0,5mm²)
To power fluorescent modules, white LED plates and accent modules.
Code: M189300



Bracket for fixing to wall/ceiling
(1 piece)

Length of a single module	no. pieces required for each module
1184 mm	2
2368 mm	2
3552mm	3
4736mm	4

Code: M199400

Applicable also for system installations.

Wired gear plates white LED

Direct emission				non dimmable	DALI
Length	W	Weight	CCT	Code	Code
1184 mm	34 W	1,10 kg	3000 K	M2882W00	M2882W01
			4000 K	M2882N00	M2882N01
2368 mm	62 W	2,00 kg	3000 K	M2884W00	M2884W01
			4000 K	M2884N00	M2884N01

MV integrated through-cable.

Direct emission + indirect				non dimmable	DALI*
Length	W	Weight	CCT	Code	Code
1184 mm	68 W	1,10 kg	3000 K	M2883W00	M2883W01
			4000 K	M2883N00	M2883N01
2368 mm	122 W	2,00 kg	3000 K	M2885W00	M2885W01
			4000 K	M2885N00	M2885N01

MV integrated through-cable.
* Direct e indirect emission dimmable
Protection screen for indirect cabled LED plate included.
Occupies 2 DALI destination

Diffused emission

Opal diffuser in polycarbonate		
Length	Weight	Code
1184 mm	0,10 kg	M197400
2368 mm	0,20 kg	M186800
3552 mm	0,30 kg	M203800
4736 mm	0,40 kg	M197500

Length	W	CRI	CCT	Flux
1184 mm	32 W	=80	3000 K	1794 lm
			4000 K	1920 lm
2368 mm	65 W	=80	3000 K	3589 lm
			4000 K	3840 lm



850°



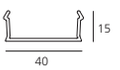

Wall Washer

Length	Weight	Code
1184 mm	0,70 kg	M217300
2368 mm	1,40 kg	M217400

Length	W	CRI	CCT	Flux
1184 mm	32 W	=80	3000 K	2178 lm
			4000 K	2281 lm
2368 mm	65 W	=80	3000 K	4357 lm
			4000 K	4561 lm



650°







Wired gear plates Fluo

Direct emission

W	Length	Weight	non dimmable Code	DALI Code
1x28 W	1184 mm	1,10 kg	M204000	M204001
2x28 W	2368 mm	2,00 kg	M204200	M204201

MV integrated through-cable.

Direct + indirect emission

W	Length	Weight	non dimmable Code	DALI* Code
1x28W (T16-SLS (G5)) + 1x39 W (T16 (G5))	1184 mm	1,10 kg	M204100	M204101
2x28W (T16-SLS (G5))+ 2x39 W (T16 (G5))	2368 mm	2,00 kg	M204300	M204301

Indirect Flux 3100 lm

MV integrated through-cable.
Only direct emission is dimmable.
Upper screen in PMMA included.

Diffused emission

Opal diffuser in PMMA for FLUO plates

Length	Weight	Flux	Code
1184 mm	0,10 kg	2600 lm	M188100
2368 mm	0,20 kg	5200 lm	M188200
3552 mm	0,30 kg	4450 lm	M203700
4736 mm	0,40 kg	8900 lm	M197800



650°

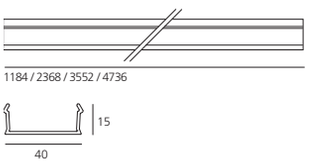

Dark light emission

Dark light optics in metal polycarbonate

Length	Weight	Flux	Code
1184 mm	0,20 kg	2600 lm	M188500
2368 mm	0,40 kg	4450 lm	M188600

UGR < 19 2θ/2 = 85°	54 W	28 W
E_0 (h 1m)	916 lux	531 lux
E_0 (h 2m)	229 lux	133 lux



960°

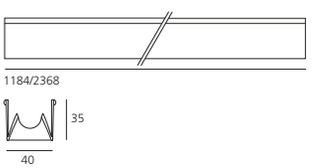



Algoritmo Stand-alone white LED diffused emission

White ○

Suspension

Direct emission

W	Length	CRI	Weight	Flux	CCT	Color	non dimmable Code	DALI Code
34 W	1188 mm	=80	3,80 kg	1794 lm	3000 K	○	M2910W20	M2910W21
				1920 lm	4000 K	○	M2910N20	M2910N21
68 W	2372 mm	=80	7,10 kg	3589 lm	3000 K	○	M2912W20	M2912W21
				3840 lm	4000 K	○	M2912N20	M2912N21



IP20 ⏚ 850° (direct)
650° (direct+indirect)

Direct + Indirect emission

W	Length	CRI	Weight	Flux	CCT	Color	non dimmable Code	DALI* Code
62 W	1188 mm	=80	3,80 kg	4149 lm	3000 K	○	M2911W20	M2911W21
				4440lm	4000 K	○	M2911N20	M2911N21
122 W	2372 mm	=80	7,10 kg	8299 lm	3000 K	○	M2913W20	M2913W21
				8880 lm	4000 K	○	M2913N20	M2913N21

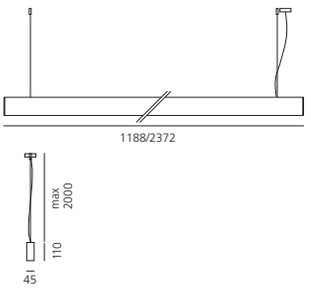

* Only direct emission is dimmable.
Upper screen in PMMA included.

Wall/ceiling

Direct emission

W	Length	CRI	Weight	Flux	CCT	Color	non dimmable Code	DALI* Code
34 W	1188 mm	=80	3,80 kg	1794 lm	3000 K	○	M2914W20	M2914W21
				1920 lm	4000 K	○	M2914N20	M2914N21
68 W	2372 mm	=80	7,10 kg	3589 lm	3000 K	○	M2915W20	M2915W21
				3840 lm	4000 K	○	M2915N20	M2915N21



IP20 ⏚ 850°

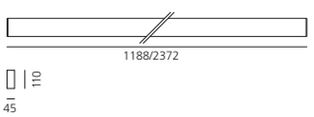



Wired gear plates RGB LED

Diffused direct emission

W	Length	Weight	Code
18 W	1184 mm	1,10 kg	M199600
36 W	2368 mm	2,00 kg	M199700

LV integrated through-wiring.
Power supply and light management system to be ordered separately.

Diffused direct LED + fluorescent indirect

W	Length	Weight	Code
18 W (LED) 1x39 W (T16 (G5))	1184 mm	1,10 kg	M199800
36 W (LED) 2x39 W (T16 (G5))	2368 mm	2,00 kg	M199900

LV+MV integrated through-wiring.
Upper screen in PMMA included.
Power supply and light management system to be ordered separately.

Opal diffuser in polycarbonate

Length	Weight	Code
1184 mm	0,10 kg	M197400
2368 mm	0,20 kg	M186800
3552 mm	0,30 kg	M203800
4736 mm	0,40 kg	M197500



850°

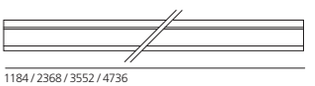

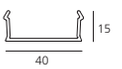



Pre-Wired gear for PAD and PAD Square projectors

Gloss anodised

Direct emission

Length	Weight
1184 mm	1,20 kg

DALI

Code
M217800

MV

650°

Allows installation and supplying of 1-4 PAD 230V projectors.
MV through-wiring included.

Direct + indirect emission

W	Length	Weight	CCT	non dimmable	DALI*
				Code	Code
27 W	1184 mm	1,20 kg	3000 K	M2945W00	M2945W01
			4000 K	M2945N00	M2945N01

MV

650°

Allows installation and powering of 1-4 PAD 230V + indirect projectors
MV through-wiring included.
* Only direct emission is dimmable.

Double emission version, with upper screen in PMMA.
PAD projectors to be ordered separately.

PAD

W	Weight	Beam	Flux	CCT	Color	non dimmable
						Code
14,5 W	0,53 kg	12°	825 lm	3000 K	◑	M200002
			880 lm	4000 K	◑	M200102
		24°	825 lm	3000 K	◑	M200202
			880 lm	4000 K	◑	M200302
		36°	805 lm	3000 K	◑	M200402
			855 lm	4000 K	◑	M200502

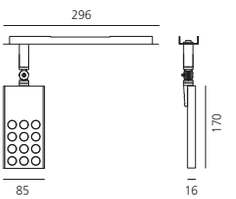



IP40 ⏚
650°

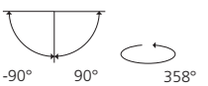

To be coupled with pre-wired gear plate.

PAD Square

W	Weight	Beam	Flux	CCT	Color	non dimmable
						Code
29 W	0,97 kg	12°	1650 lm	3000 K	◑	M201502
			1750 lm	4000 K	◑	M201602
		24°	1650 lm	3000 K	◑	M201702
			1750 lm	4000 K	◑	M201802
		36°	1610 lm	3000 K	◑	M201902
			1710 lm	4000 K	◑	M202002

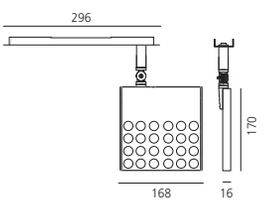



IP40 ⏚
650°

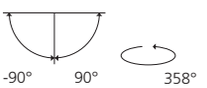

To be coupled with pre-wired gear plate.

Accessories

		Code
	**Blind panel, in polished metal grey steel.** 1 piece required for each PAD empty position.	M217760
	**Intermediate finishing cap (set of 2), in polished metal grey steel.** To be used at the junction of PAD modules with FLUO or LED modules.	M217660

Pre-Wired gear for 37 Cube projectors

Gloss anodised

Direct emission

DALI

MV

650°

Length	Weight	Code
1184 mm	1,20 kg	M219601

Allows installation and supplying of 37 Cube, 1 or 2 groups of 3 projectors each. (max 6 projectors in total).
MV through-wiring included.

Direct + indirect emission

DALI*

MV

650°

W	Length	Weight	CCT	Code
27 W	1184 mm	1,20 kg	3000 K	M2198W01
			4000 K	M2198N01

Allows installation and supplying of 37 Cube, 1 or 2 groups of 3 projectors each. (max 6 projectors in total).
MV through-wiring included.
* Only direct emission is dimmable.

Double emission version, with upper screen in PMMA.
37 Cube projectors to be ordered separately.

37 Cube

non dimmable

W (LED)	Weight	Beam	Flux	CCT	Color	Code
3x8 W	0,47 kg	14°	3x483 lm	3000 K		M029100
			3x517 lm	4000 K		M029400
		18°	3x463 lm	3000 K		M029200
			3x495 lm	4000 K		M029500
		30°	3x468 lm	3000 K		M029300
			3x501 lm	4000 K		M029600



IP20

650°



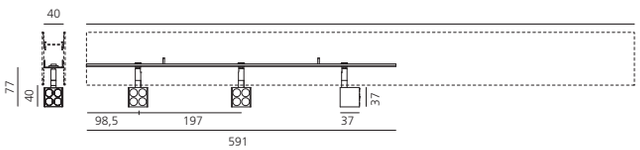

Accessories

		Code
	**Blind panel, in polished metal grey steel.** Length 591mm. 1 piece required for each 37 Cube empty position.	M217560
	**Intermediate finishing cap (set of 2), in polished metal grey steel.** To be used at the junction of 37 Cube modules with FLUO or LED modules.	M217660

Pre-wired gear tray for Rail

Black ● White ○

Direct rail

Length	Weight	Rail color	non dimmable	DALI
			Code	Code
1184 mm	6,00 kg	●	M294110	M294111
		○	M294120	M294121
2368 mm	12,00 kg	●	M294210	M294211
		○	M294220	M294221

MV ⏚ 650°

Direct rail+ indirect emission

W	Length	Weight	CCT	Rail color	non dimmable	DALI*
					Code	Code
27 W	1184 mm	6,00 kg	3000 K	●	M2943W10	M2943W11
				○	M2943W20	M2943W21
			4000 K	●	M2943N10	M2943N11
				○	M2943N20	M2943N21
57 W	2368 mm	12,00 kg	3000 K	●	M2944W10	M2944W11
				○	M2944W20	M2944W21
			4000 K	●	M2944N10	M2944N11
				○	M2944N20	M2944N21

Double emission version, with upper screen in PMMA.

* Only direct emission is dimmable.



Algoritmo Controlled - Prismoptic Emission









Algoritmo Controlled Emission

Patent pending (IT) n° MI2013A001711



Controlled emission LED optic System
UGR index control and 65° luminance (EN 12464)

Patent-pending proprietary optic system made by a thin black square-meshed grid and by a system of square plano-convex lenses of appropriate beam angle. The internal part of the grid is white painted and has a high reflection coefficient, so that the light incident on the grid is retrieved within the Algoritmo body.

A net 'cut off' at the required angle is obtained through this system.
The convex profile of the lens is designed with images optic techniques, so that the emission is limited within the 65° required by standard EN 12464.

UGR<19
Angle luminance equals to 65° and beyond:
<3,000 cd/m2.

Operating diagram of the optical device used on Algoritmo:

The grid positioned over the lenses allows only the rays falling into the required output angular limits to be incident to the lenses.
The rays beyond these limits are recovered and redirected inside the light box (if the ray is incident to the white surface) or cancelled (if the ray is incident to the black edge).

Functioning scheme

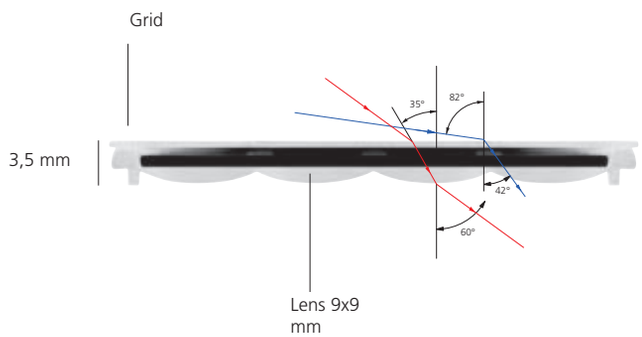



light ON



light OFF

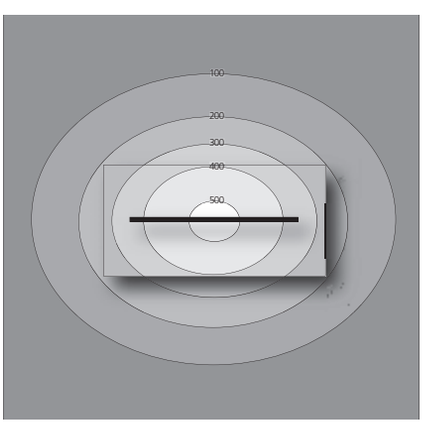

Direct emission

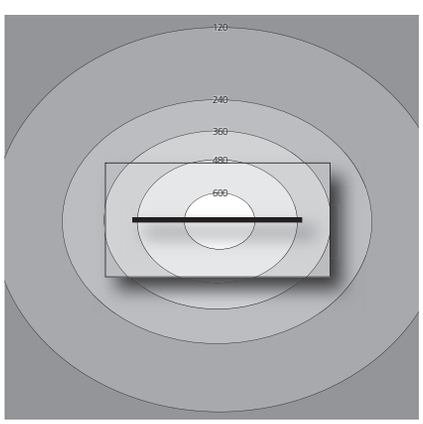

Direct emission + indirect

Algoritmo Prismoptic Emission

Comfort emission

The appliance is fitted with a clear plastic screen featuring an outer micro-prism pattern designed in order to obtain a focused luminous emission mostly within a 2x60° cone.
With this technology, Algoritmo Prismoptic provides comfort lighting even when the appliance falls within the observer's visual cone.
.



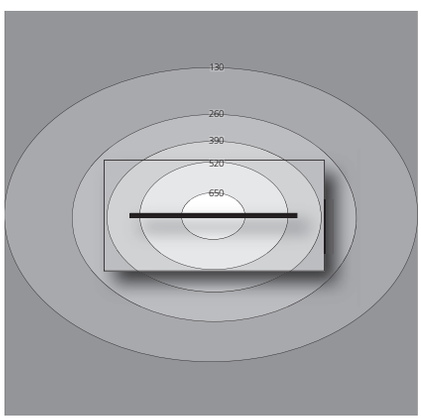

Direct emission

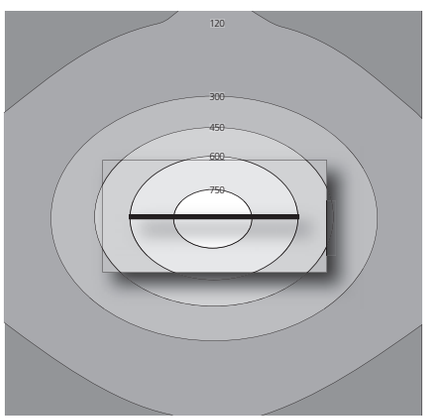

Direct emission + indirect

Structural module recessed

White ○ Black ● Silver ◍

Trimless

Length	Weight	Code
1184 mm	1,80 kg	M204800
2368 mm	3,60 kg	M204900



62x(ΣL+10 mm)

Trimless module for sensors and control boards

Length	Weight	Code
1480 mm	2,20 kg	M2982

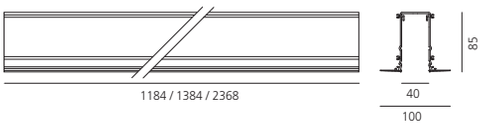

Trim

Length	Weight	Color	Code
1184 mm	1,80 kg	○	M293420
		●	M293410
		◍	M293490
2368 mm	3,60 kg	○	M293520
		●	M293510
		◍	M293590
3552 mm		○	M293620
		●	M293610
		◍	M293690
4736 mm		○	M293720
		●	M293710
		◍	M293790



54x(ΣL+3 mm)

Trim module for sensors and control boards

Length	Weight	Color	Code
1480 mm	2,20 kg	○	M298320
		●	M298310
		◍	M298390

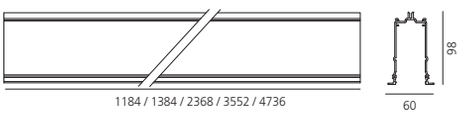

Accessories trimless



Vertical joint
to mechanically connect two recessed modules on the same plane.

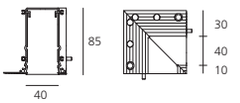

Code: M196600



End caps
(set of 2)

Code: M197300

Accessories trim



Vertical joint
to mechanically connect two recessed modules on the same plane.



Color	Code
○	M293820
●	M293810
◍	M293890



Horizontal joint
to mechanically connect two recessed modules on the same plane.

Color	Code
○	M293920
●	M293910
◍	M293990



End caps
(set of 2)

Color	Code
○	M294020
●	M294010
◍	M294090

Structural module suspension, ceiling, wall

White ○ Black ● Gloss anodised ◑ Silver ◍

Suspension, ceiling, wall

Length	Weight	Color	Code
1184 mm	2,30 kg	○	M205020
		●	M205010
		◑	M205060
		◍	M205090
2368 mm	4,60 kg	○	M205120
		●	M205110
		◑	M205160
		◍	M205190
3552 mm	6,90 kg	○	M206320
		●	M206310
		◑	M206360
		◍	M206390
4736 mm	9,20 kg	○	M199520
		●	M199510
		◑	M199560
		◍	M199590



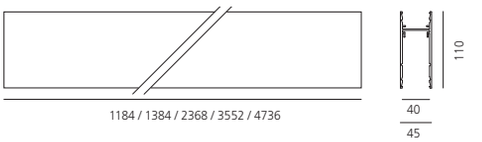

Structural module for sensors and control boards

Length	Weight	Color	Code
1480 mm	2,20 kg	○	M298420
		●	M298410
		◑	M298490
		◍	M298450

Accessories



90° angle
To mechanically connect two recessed modules on one same plane. 0.30 kg.

Color	Code
○	M196820
●	M196810
◑	M196860
◍	M196890

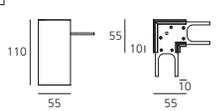



90° angle
To mechanically connect of 2 modules on one same plane. Includes through-wire extensions. 0.60 kg.

Color	Code
○	M196720
●	M196710
◑	M196760
◍	M196790

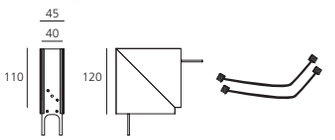



Wall bracket
To mechanically connect a wall-mounted module.

Code: M199300



End caps
(set of 2)

Color	Code
○	M188820
●	M188810
◑	M188860
◍	M188890



Linear connector

Code: M189000



Steel suspension cable with quick adjustment
Length 2 meters

Length of a single module	no. pieces required for each module
1184 mm	2
2368 mm	2
3552mm	2
4736mm	3

Code: M189100

Please check on Artemide.com for continuous system installations with 2+ connected modules.

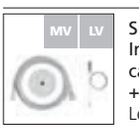

Suspension kit with power supply. Includes 1 single steel suspension cable + 1 power supply cable
Length 2 meters

LV (3x1,5mm²)
For supplying LED modules RGB.
Code: M189200

MV (5x1,5mm²+2x0,5mm²)
To power fluorescent modules, white LED plates and accent modules.
Code: M189300



Bracket for fixing to wall/ceiling
(1 piece)

Length of a single module	no. pieces required for each module
1184 mm	2
2368 mm	2
3552mm	3
4736mm	4

Code: M199400

Applicable also for system installations.

Wired gear plates white LED

Direct emission				non dimmable	DALI
Length	W	Weight	CCT	Code	Code
1184 mm	34 W	1,10 kg	3000 K	M2882W00	M2882W01
			4000 K	M2882N00	M2882N01
2368 mm	62 W	2,00 kg	3000 K	M2884W00	M2884W01
			4000 K	M2884N00	M2884N01

MV integrated through-cable.

Direct emission + indirect				non dimmable	DALI*
Length	W	Weight	CCT	Code	Code
1184 mm	68 W	1,10 kg	3000 K	M2883W00	M2883W01
			4000 K	M2883N00	M2883N01
2368 mm	122 W	2,00 kg	3000 K	M2885W00	M2885W01
			4000 K	M2885N00	M2885N01

MV integrated through-cable.
* Direct e indirect emission dimmable
Protection screen for indirect cabled LED plate included.
Occupies 2 DALI destination

Wired gear plates tunable white

TW®
Artemide Tunable White

Direct emission				Dimmable DALI 8
Length	W	Weight	CCT	Code
1184 mm	34 W	1,10 kg	2700 K - 5700 K	M2990

Direct emission + indirect				Dimmable DALI 8
Length	W	Weight	CCT	Code
1184 mm	68 W	1,10 kg	2700 K - 5700 K	M2991

Tunable white control unit

Wireless control unit	Dimmable DALI 8
Length	Code
296 mm	M2979

To be ordered with specific structural modules.

Controlled emission

Patent pending (IT) n° MI2013A001711

Length	Weight	Code
1184 mm	0,20 kg	M186700
2368 mm	0,40 kg	M187300

Length	W	CRI	UGR	CCT	Flux
1184 mm	32 W	=80	18 direct emission	3000 K	1568 lm
			13 double emission	4000 K	1642 lm
2368 mm	65 W	=80	18 direct emission	3000 K	3137 lm
			13 double emission	4000 K	3284 lm



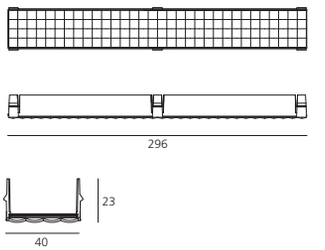

Prismotic

Length	Weight	Code
1184 mm	0,20 kg	M196900
2368 mm	0,40 kg	M197000

Length	W	CRI	UGR	CCT	Flux
1184 mm	32 W	=80	23 direct emission	3000 K	2457 lm
			20 double emission	4000 K	2630 lm
2368 mm	65 W	=80	23 direct emission	3000 K	4916 lm
			20 double emission	4000 K	5260 lm



850°

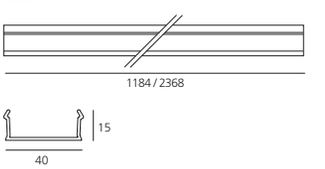

Presence detector

Presence detector

Length	Code
296 mm	M2981

DALI

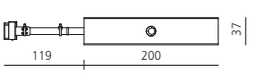

To be ordered with specific structural modules.

A.Sharping






LAND
ROVER



Autosalone JRL Internazionale - Varese (Italy). Photo: Michele Nastasi

A.Sharping

Patent Pending N° MI102016000031730



- Algoritmo Sharping is very flexible and it allows to combine in continuity Sharp light modules, with indirect and diffused LED lighting in warm white (3000K) and neutral white (4000K).
- Structural modules are in extruded aluminum, available in different lengths depending on the installation option, three finishes (white, black, silver or gloss anodized), two optic finishes (black and white) and three beams (17°, 34° and 54°).







Optical units 2x4



Optical units 3x4



Optical units 4x4



Optical units 6x4

A.Sharping Components







Structural module recessed

White ○ Black ● Silver ◍

Trimless

Length	Weight	Code
1184 mm	1,80 kg	M204800
2368 mm	3,60 kg	M204900



62x(ΣL+10 mm)

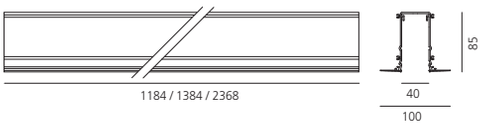

Trim

Length	Weight	Color	Code
1184 mm	1,80 kg	○	M293420
		●	M293410
		◍	M293490
2368 mm	3,60 kg	○	M293520
		●	M293510
		◍	M293590
3552 mm		○	M293620
		●	M293610
		◍	M293690
4736 mm		○	M293720
		●	M293710
		◍	M293790



54x(ΣL+3 mm)

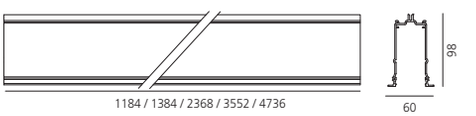

Accessories trimless



Vertical joint
to mechanically connect two recessed modules on the same plane.

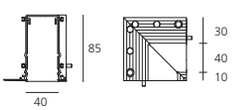

Code: M196600



End caps
(set of 2)

Code: M197300

Accessories trim



Vertical joint
to mechanically connect two recessed modules on the same plane.



Color	Code
○	M293820
●	M293810
◍	M293890



Horizontal joint
to mechanically connect two recessed modules on the same plane.

Color	Code
○	M293920
●	M293910
◍	M293990



End caps
(set of 2)

Color	Code
○	M294020
●	M294010
◍	M294090

Structural module suspension, ceiling, wall

White ○ Black ● Gloss anodised ◑ Silver ◍

Suspension, ceiling, wall

Length	Weight	Color	Code
1184 mm	2,30 kg	○	M205020
		●	M205010
		◑	M205060
		◍	M205090
2368 mm	4,60 kg	○	M205120
		●	M205110
		◑	M205160
		◍	M205190
3552 mm	6,90 kg	○	M206320
		●	M206310
		◑	M206360
		◍	M206390
4736 mm	9,20 kg	○	M199520
		●	M199510
		◑	M199560
		◍	M199590



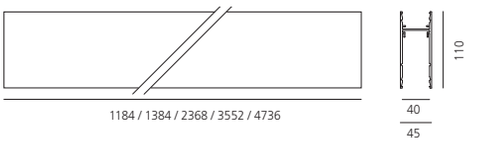

Accessories



90° angle
To mechanically connect two recessed modules on one same plane. 0.30 kg.

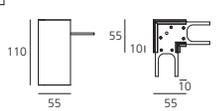

Color	Code
○	M196820
●	M196810
◑	M196860
◍	M196890



90° angle
To mechanically connect of 2 modules on one same plane. Includes through-wire extensions. 0.60 kg.

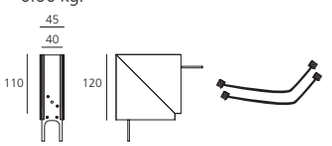

Color	Code
○	M196720
●	M196710
◑	M196760
◍	M196790



Wall bracket
To mechanically connect a wall-mounted module.

M199300



End caps
(set of 2)

Color	Code
○	M188820
●	M188810
◑	M188860
◍	M188890



Linear connector

M189000



Steel suspension cable with quick adjustment
Length 2 meters

Length of a single module	no. pieces required for each module
1184 mm	2
2368 mm	2
3552mm	2
4736mm	3

Code
M189100

Please check on Artemide.com for continuous system installations with 2+ connected modules.

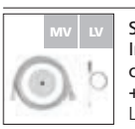

Suspension kit with power supply. Includes 1 single steel suspension cable + 1 power supply cable
Length 2 meters

LV (3x1,5mm²)
For supplying LED modules RGB.

MV (5x1,5mm²+2x0,5mm²)
To power fluorescent modules, white LED plates and accent modules.

Code
M189200
M189300



Bracket for fixing to wall/ceiling
(1 piece)

Length of a single module	no. pieces required for each module
1184 mm	2
2368 mm	2
3552mm	3
4736mm	4

Code
M199400

Applicable also for system installations.

Wired gear plates sharping LED

Direct emission

Length	Optic	W	CRI	Beam	Flux	CCT	DALI Code
1184 mm	2x4 optics	25 W	>90	17°	1600 lm	3000 K	AE00000
					1713 lm	4000 K	AE02000
				34°	1724 lm	3000 K	AE00100
					1844 lm	4000 K	AE02100
				54°	1681 lm	3000 K	AE00200
					1798 lm	4000 K	AE02200
	3x4 optics	38 W	>90	17°	2401 lm	3000 K	AE10000
					2569 lm	4000 K	AE12000
				34°	2585 lm	3000 K	AE10100
					2766 lm	4000 K	AE12100
				54°	2521 lm	3000 K	AE10200
					2698 lm	4000 K	AE12200
2368 mm	4x4 optics	50 W	>90	17°	3201 lm	3000 K	AE20000
					3425 lm	4000 K	AE22000
				34°	3362 lm	3000 K	AE20100
					3688 lm	4000 K	AE22100
				54°	3447 lm	3000 K	AE20200
					3597 lm	4000 K	AE22200
	6x4 optics	70 W	>90	17°	4802 lm	3000 K	AE30000
					5138 lm	4000 K	AE32000
				34°	5171 lm	3000 K	AE30100
					5533 lm	4000 K	AE32100
				54°	5042 lm	3000 K	AE30200
					5395 lm	4000 K	AE32200

IP20



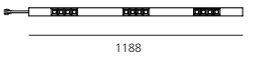

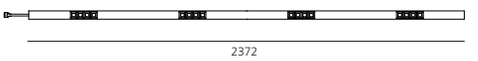

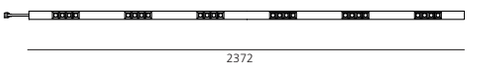

MV integrated through-cable.

Direct emission + indirect

Length	Optic	W	CRI	Beam	Flux	CCT	DALI Code
1184 mm	2x4 optics	53 W	>90	17°	4076 lm	3000 K	AE05000
					4304 lm	4000 K	AE07000
				34°	4199 lm	3000 K	AE05100
					4436 lm	4000 K	AE07100
				54°	4156 lm	3000 K	AE05200
					4390 lm	4000 K	AE07200
	3x4 optics	64 W	>90	17°	4876 lm	3000 K	AE15000
					5161 lm	4000 K	AE17000
				34°	5061 lm	3000 K	AE15100
					5358 lm	4000 K	AE17100
				54°	4997 lm	3000 K	AE15200
					5289 lm	4000 K	AE17200
2368 mm	4x4 optics	104 W	>90	17°	8152 lm	3000 K	AE25000
					8609 lm	4000 K	AE27000
				34°	8312 lm	3000 K	AE25100
					8872 lm	4000 K	AE27100
				54°	8312 lm	3000 K	AE25200
					8780 lm	4000 K	AE27200
	6x4 optics	124 W	>90	17°	9753 lm	3000 K	AE35000
					10322 lm	4000 K	AE37000
				34°	10122 lm	3000 K	AE35100
					10716 lm	4000 K	AE37100
				54°	9993 lm	3000 K	AE35200
					10579 lm	4000 K	AE37200

Screen

Length	Optic	Color	Code
1184 mm	2x4 optics	○	AE40001
		●	AE40004
	3x4 optics	○	AE41001
		●	AE41004
2368 mm	4x4 optics	○	AE42001
		●	AE42004
	6x4 optics	○	AE43001
		●	AE43004




13
DIC
MAR

Algoritmo LED management



Steelcase Headquarters and showroom Madrid. Arch.: John Small, architect and director of design for Steelcase International. Photo: Juanjo Fernández



Power supply/light management system for LED*



Electronic power supply
IP67. Input voltage range: 90-264VAC / 47-63 VDC.
Output voltage: 48 VDC. Protection against overcurrent, overvoltage, short-circuit and overtemperature, with automatic restart.

	Code
100 W For voltage up to a total 90 W. 220x68x38 mm.	M075000
240 W For voltage up to a total 225 W. 244x68x39 mm.	M075100
320 W For voltage up to a total 300 W. 252x90x44 mm.	M076100



IP67

Control interface
Control interface
For managing groups of Algoritmo System LED RGB and/or white LED/RGB Algoritmo Floor lighting units.
Integrated sequencer for stand-alone operation with predefined colour sequence. Possibilty of master-slave configuration.
DALI or DMX light management systems are not included.



IP20

	Code
IP67. Compatible DALI-Switch Dimm 310x168x90 mm.	M077000
IP67. Compatible DALI-Switch Dimm or DMX. 310x168x90 mm.	M077100
IP20. Compatible DALI-Switch Dimm Suitable for DIN rail mounting. 106x90x70 mm.	M077200
IP20. Compatible DALI-Switch Dimm or DMX. Suitable for DIN rail mounting. 106x90x70 mm.	M077300

For electrical diagram, please see page 346

Closure screens for 90° angles



Junction to be fitted to the module on the same plane
Compatible with the junction for the same plane.

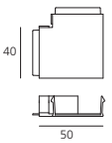

	Code
For continuity between LED diffused emission modules.	M198100
For continuity between dark light fluo emission, LED emission modules and spot modules.	M198000
For continuity between wall-washer LED emission modules.	M198200
For continuity between Fluo diffused emission modules.	M197900



2-plane joint
To be clipped to the module.
Compatible with connectors for 2 modules on perpendicular planes.

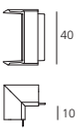

	Code
For continuity between LED diffused emission modules.	M198500
For continuity between dark light fluo emission, LED emission modules and spot modules.	M198400
For continuity between wall-washer LED emission modules.	M198600
For continuity between Fluo diffused emission modules.	M198300

Electrical components



Supplementary through-wiring (optional).
To be used in mixed configuration with LV and MV pre-cabLED gear trays.

		Code
LV	1184 mm	M198800
LV	2368 mm	M199000
MV	1184 mm	M198700
MV	2368 mm	M198900



Electrical connector *
To couple wall-surface or floor-recessed LED Algoritmo System modules, powered through the same electrical circuit.
* Only for RGB LED

Code: M221900



Supply Kit
Allows for connection of the mains to the first pre-wired gear plate of the initial module.To be used only with recessed and surface installation.

	Code
LV (3xmax 1,5 mm²) To power LED RGB trays.	M073230
MV (7xmax 1,5 mm²) To power fluorescent modules, white LED plates and accent modules.	M073240

Light sources



T16-SEAMLESS (G5) fluorescent tube
1 piece

	Code
28 W (3000 K)	M004810
28 W (4000 K)	M004815

Algoritmo LED Management (LV): electrical diagram

Stand-alone 1 *

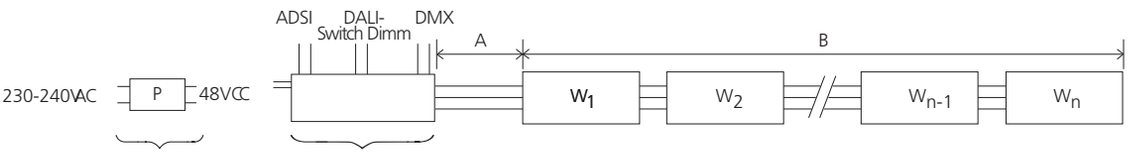

∑W < 0,8P
2A + B < 50m
n < 24 units

Power supply unit
M075000 (P=100 W)
M075100 (P=240 W)
M076100 (P=320 W)

Control interface
M077200 / M077000
(DALI)
M077300 / M077100
(DALI or DMX)

LED fitting LED fitting LED fitting LED fitting

Stand-alone 2 *

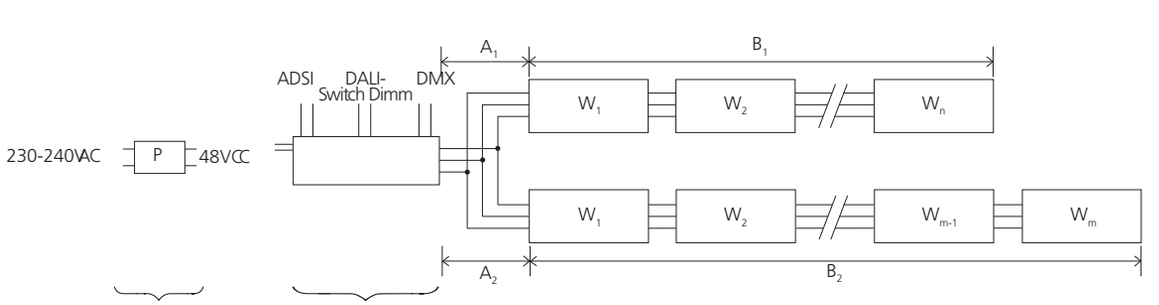

∑W < 0,8P
2(A1+A2)
+ B1 + B2 < 50m
n+m < 24 units

Power supply unit
M075000 (P=100 W)
M075100 (P=240 W)
M076100 (P=320 W)

Control interface
M077200 / M077000
(DALI)
M077300 / M077100
(DALI or DMX)

LED fitting LED fitting LED fitting LED fitting

* Maximum values.
For lighting design, please see data in the control interface manual.

Master-slave *

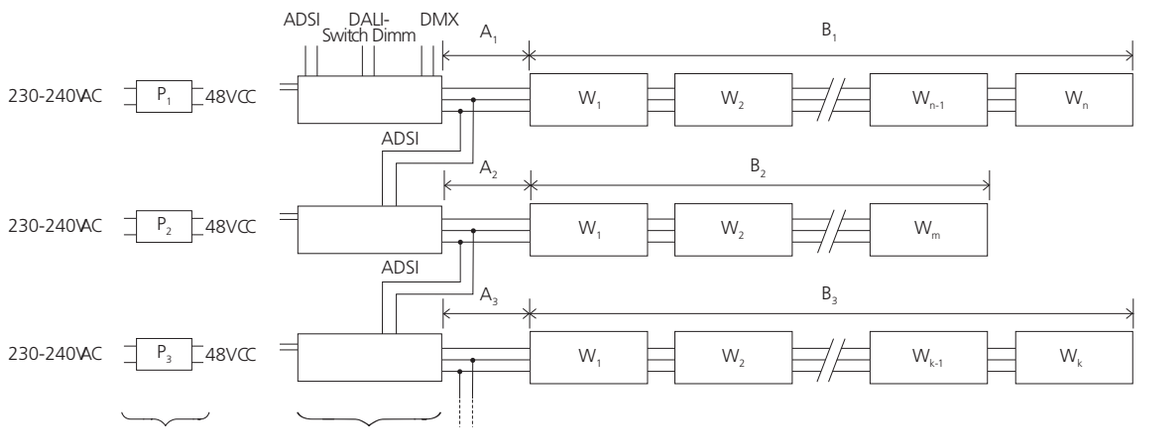

∑W < 0,8P1
2A1+ B1 < 50m
n < 24 units

∑W < 0,8P2
2A2+ B2 < 50m
m < 24 units

∑W < 0,8P3
2A3+ B3< 50m
k < 24 units

Power supply unit
M075000 (P=100 W)
M075100 (P=240 W)
M076100 (P=320 W)

Control interface
M077200 / M077000
(DALI)
M077300 / M077100
(DALI or DMX)

LED fitting LED fitting LED fitting LED fitting

Algoritmo Floor





Algoritmo Floor Components

- Algoritmo floor is a floor recessed-mounted LED lighting system designed to create narrow, light lines.
- Ideal to structure spaces, draw borders within architecture or create orientation lighting.
- IP67. Available only for indoor use.
- System including RGB LED body lamps, available as monochromatic warm or neutral white, and a recessing profile.
- The extremely compact dimensions allow a minimal visual impact on the architecture.
- Light fitting in extruded aluminium with anodised finish, seaLED by an 8-mm thick diffuser in tempered glass.
- Available in 3 lengths: 600 mm, 900 mm, 1200 mm.
- Power supply and light management system to be ordered separately.
- Recessing profile in extruded aluminium to be ordered separately.
- Available in two lengths (1300 and 4900 mm), to be cut on site to the required configuration.
- Static load resistance: 5000 n.
- Lighting unit provided with quick-connector system for easy bridging connection.
- A proprietary low tension bus enables long distances to be covered without additional electrical supply.
- Not suitable for wall or ceiling installation.
- Complies with standard EN60598-1 and other specific standards.

Recessing profile **+**



Recessing profile
in extruded aluminium.
To be cut on site
to the required dimension.
Length 1300 mm
Length 4900 mm

Recessing components +



End caps (set of 2).



Fixing brackets (set of 4).



Straight mechanical connector (set of 2).

Body lamps +



White LED body lamp.
LV integrated through-wiring.



RGB LED body lamp.
LV integrated through-wiring.

Cables + Electrical components



Power supply cable set.
Consists of one power supply cable (3x0.75mm^2) + 1 blanking plug for sealing the last luminaire of the row.



Extension cable
3x 0.75 mm^2.



Electrical connector*
for coupling wall-surface mounted LED modules of ALGORITMO SYSTEM LED RGB with floor-recessed modules of ALGORITMO FLOOR, powered through the same shared electrical circuit*
Only for RGB LED.

Power supplies and control systems



Electronic power supply IP67.



Control interface:
IP20 and IP67.
Allows management of multiple RGB (LV) Algoritmo System and/or Algoritmo Floor.

Algoritmo Floor Installation

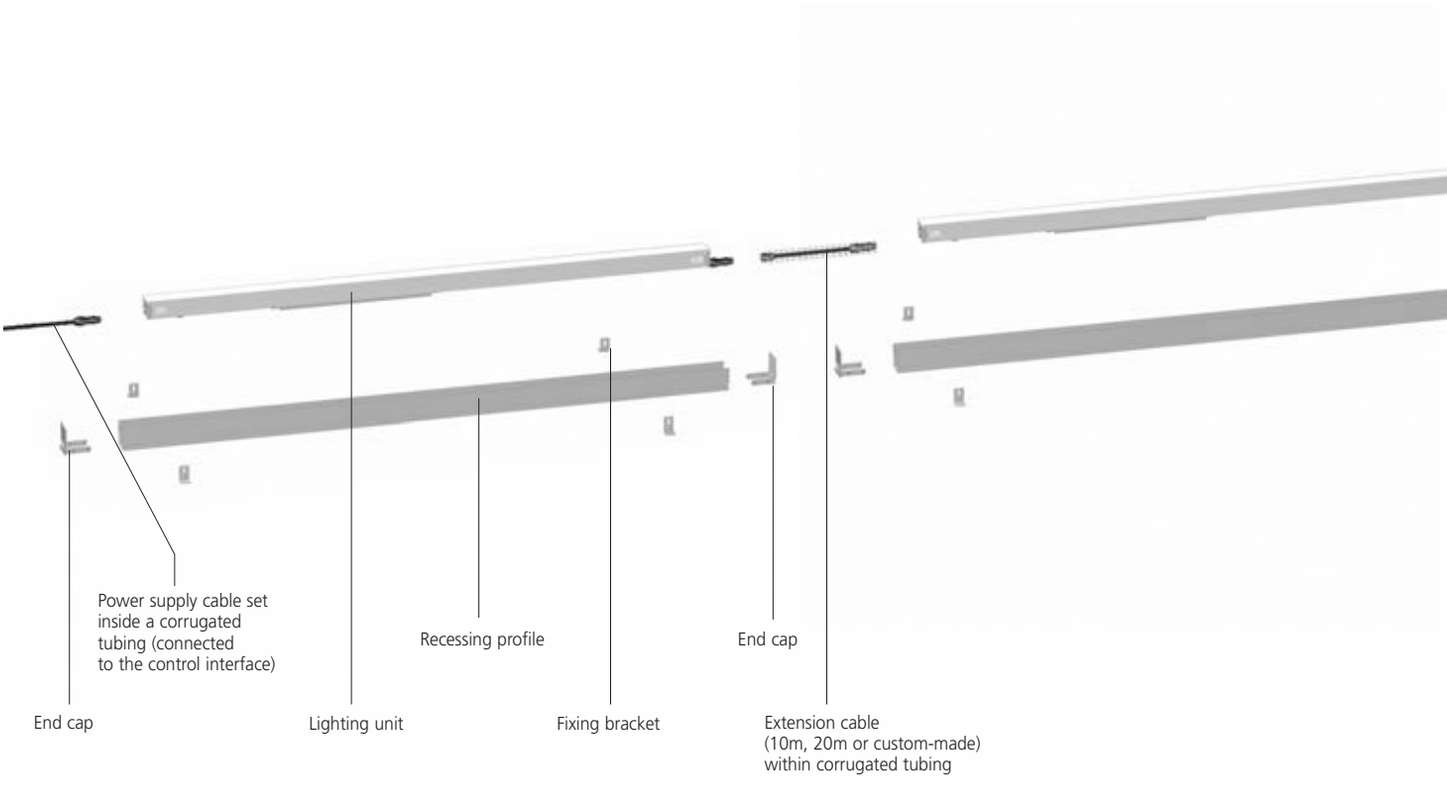

Single lighting units, or the lighting units starting and ending a row can be 900 or 1200 mm, but never 600 mm.



~~600 mm~~
900 mm
1200 mm



~~600 mm~~
900 mm
1200 mm

600 mm
900 mm
1200 mm

600 mm
900 mm
1200 mm

600 mm
900 mm
1200 mm

~~600 mm~~
900 mm
1200 mm

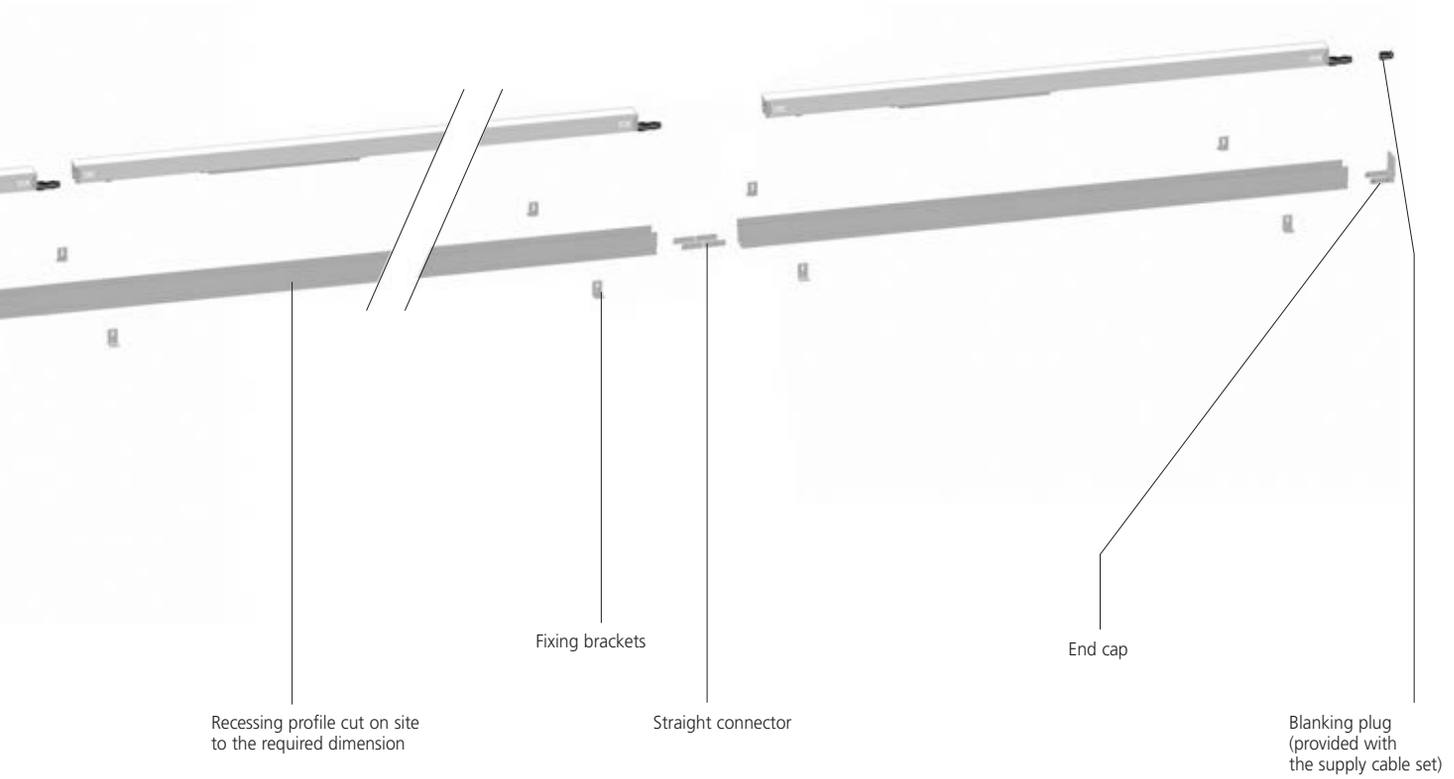
Fixing brackets
End cap
Recessing profile cut on site
to the required dimension
Straight connector
Blanking plug
(provided with
the supply cable set)







Algoritmo Floor

Recessing unit

Length	Code
1300 mm	M221000
4900 mm	M221100



Can be custom cut



Body lamp

LED White

W (LED)	Length	Weight	Flux	CCT	Code
5 W	600 mm	1,30 kg	78 lm	3000 K	M2931W01
		1,30 kg	85 lm	4000 K	M2931N01
7,5 W	900 mm	1,90 kg	103 lm	3000 K	M2932W01
		1,90 kg	113 lm	4000 K	M2932N01
10 W	1200 mm	2,50 kg	155 lm	3000 K	M2933W01
		2,50 kg	170 lm	4000 K	M2933N01



LV

IP67 **IK**08
850°

Maximum load 5000N

LV integrated through-wiring.
Power supply and light management system to be ordered separately.

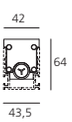

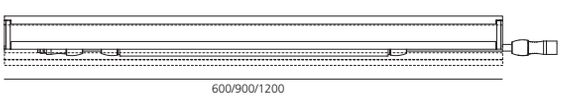

Body lamp

LED RGB

W(LED)	Length	Weight	Code
9 W	600 mm	1,30 kg	M220000
13,5 W	900 mm	1,90 kg	M220100
18 W	1200 mm	2,50 kg	M220200



LV

IP67 **IK**08
850°

Maximum load 5000N

LV integrated through-wiring.
Power supply and light management system to be ordered separately.

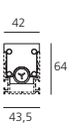

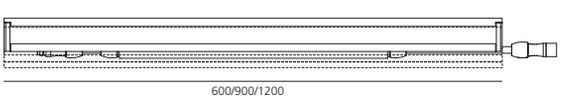

Power supply / light management system for LED



Electronic power supply
IP67.
Input voltage range:
90-264VAC / 47-63 VDC.
Output voltage: 48 VDC. Protection against overcurrent, overvoltage, short-circuit and overtemperature, with automatic restart.

	Code
100 W To supply up to a total 90 W. 220x68x38 mm.	M075000
240 W To supply up to a total 225 W. 244x68x39 mm.	M075100
320 W To supply up to a total 300 W. 252x90x44 mm.	M076100



IP67



IP20

Control interface
For managing groups of Algoritmo System and/or Algoritmo Floor lighting units.
Integrated sequencer for stand-alone operation with predefined colour sequence. Possibilty of master-slave configuration.
DALI or DMX light management systems are not included.

	Code
IP67. Compatible DALI-Switch Dimm 310x168x90 mm.	M077000
IP67. Compatible DALI-Switch Dimm or DMX. 310x168x90 mm.	M077100
IP20. Compatible DALI-Switch Dimm Suitable for DIN rail mounting. 106x90x70 mm.	M077200
IP20. Compatible DALI-Switch Dimm or DMX. Suitable for DIN rail mounting. 106x90x70 mm.	M077300

For electrical diagram, please see page 346

Electrical components



Power supply cable set.
Consists of one 5m-long power supply cable (3x0,75mm²) to connect the first luminaire to the control interface, + 1 blanking plug to seal the last luminaire of the row.

	Code
Length 5m.	M221600
Length 10m.	M222000
Length 15m.	M222100



Extension cable
3x0,75mm².

	Code
Length 10m.	M221700
Length 20m.	M221800



Electrical connector
To couple wall-surface and wall-recessed mounted LED modules of algoritmo system LED RGB (lv) with floor-recessed modules of algoritmo floor (lv), powered through the same shared electrical circuit.

Code: M221900

Connection components and formwork finish



End cap (set of 2) in aluminium.

Code: M221300



Fixing bracket (set of 4) in stainless steel.
Can slide along the profile.
Height adjustment ranging 22mm.

Code: M221400



Straight mechanical connector (set of 2) in stainless steel.
For the mechanical connection of the recessing profiles.

Code: M221500

A. Smart

Carlotta de Bevilacqua
2017



- LED
- 32W / 68W, 62 / 122 W
- 1499 / 3050, 3526 / 7054 lumen
- CCT: 3000K / 4000K
- CRI=80
- IP 20 ⏚
- Optimized version in line applications with wide lenghts.
- Diffusing direct and direct + indirect emission.
- Recessed trim, trimless, suspension and ceiling versions.
- Dimmable and non dimmable in two CCT 3000K and 4000K versions.



Structural module recessed

Black ● White ○

Trimless				Dimmable	Non dimmable
W	Length	Flux	CCT	Code	Code
34W	1120 mm	1499lm	3000K	AT00000	AT00100
			4000K	AT00200	AT00300
68W	2240 mm	3050lm	3000K	AT01000	AT01100
			4000K	AT01200	AT01300



Trim					Dimmable	Non dimmable
W	Length	Flux	CCT	Color	Code	Code
34W	1120 mm	1499lm	3000K	○	AT05001	AT05101
				●	AT05004	AT05104
			4000K	○	AT05201	AT05301
				●	AT05204	AT05304
68W	2240 mm	3050lm	3000K	○	AT06001	AT06101
				●	AT06004	AT06104
			4000K	○	AT06201	AT06301
				●	AT06204	AT06304



Accessories trimless	Code
Diffusing element L=1120mm	AT10100
Diffusing element L=2240mm	AT10200
End cap	AT04000
Supply kit 3 poles recessed / ceiling	AT10400
DALI Supply kit 5 poles recessed / ceiling	AT10500
Diffusing element L=12m	AT10000
Kit frame trimless L=4480mm	AT04100

Accessories trim	Color	Code
Diffusing element L=1120mm		AT10100
Diffusing element L=2240mm		AT10200
End cap	○	AT09001
	●	AT09004
Supply kit 3 poles recessed / ceiling		AT10400
DALI Supply kit 5 poles recessed / ceiling		AT10500

Structural module suspension, ceiling

Black ● White ○

Suspension - Direct emission

W	Length	Flux	CCT	Color	Dimmable Code	Non dimmable Code
34W	1120 mm	1499lm	3000K	○	AT16001	AT16101
				●	AT16004	AT16104
			4000K	○	AT16201	AT16301
				●	AT16204	AT16304
68W	2240 mm	3050lm	3000K	○	AT17001	AT17101
				●	AT17004	AT17104
			4000K	○	AT17201	AT17301
				●	AT17204	AT17304



Suspension - Direct + indirect emission

W	Length	Flux	CCT	Color	Dimmable Code	Non dimmable Code
62W	1120 mm	3526lm	3000K	○	AT20001	AT20101
				●	AT20004	AT20104
			4000K	○	AT20201	AT20301
				●	AT20204	AT20304
122W	2240 mm	7054lm	3000K	○	AT21001	AT21101
				●	AT21004	AT21104
			4000K	○	AT21201	AT21301
				●	AT21204	AT21304

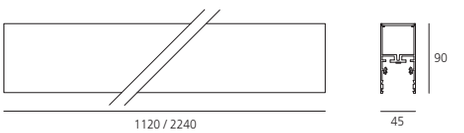

Ceiling

W	Length	Flux	CCT	Color	Dimmable Code	Non dimmable Code
34W	1120 mm	1499lm	3000K	○	AT11001	AT11101
				●	AT11004	AT11104
			4000K	○	AT11201	AT11301
				●	AT11204	AT11304
68W	2240 mm	3050lm	3000K	○	AT12001	AT12101
				●	AT12004	AT12104
			4000K	○	AT12201	AT12301
				●	AT12204	AT12304



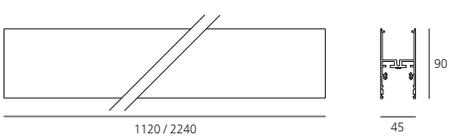

Accessories ceiling

	Code
Diffusing element L=1120mm	AT10100
Diffusing element L=2240mm	AT10200

	Color	
End cap	○	AT15001
	●	AT15004
Supply kit 3 poles recessed / ceiling		AT10400
DALI Supply kit 5 poles recessed / ceiling		AT10500
Linear joint suspension / ceiling		AT10300

Accessories suspension

	Code
Diffusing element L=1120mm	AT10100
Diffusing element L=2240mm	AT10200
Linear joint suspension / ceiling	AT10300
Supply kit 3 poles suspension	AT10600
DALI Supply kit 5 poles suspension	AT10700
Steel suspension cable with quick adjustment Length 2 meters	M189100

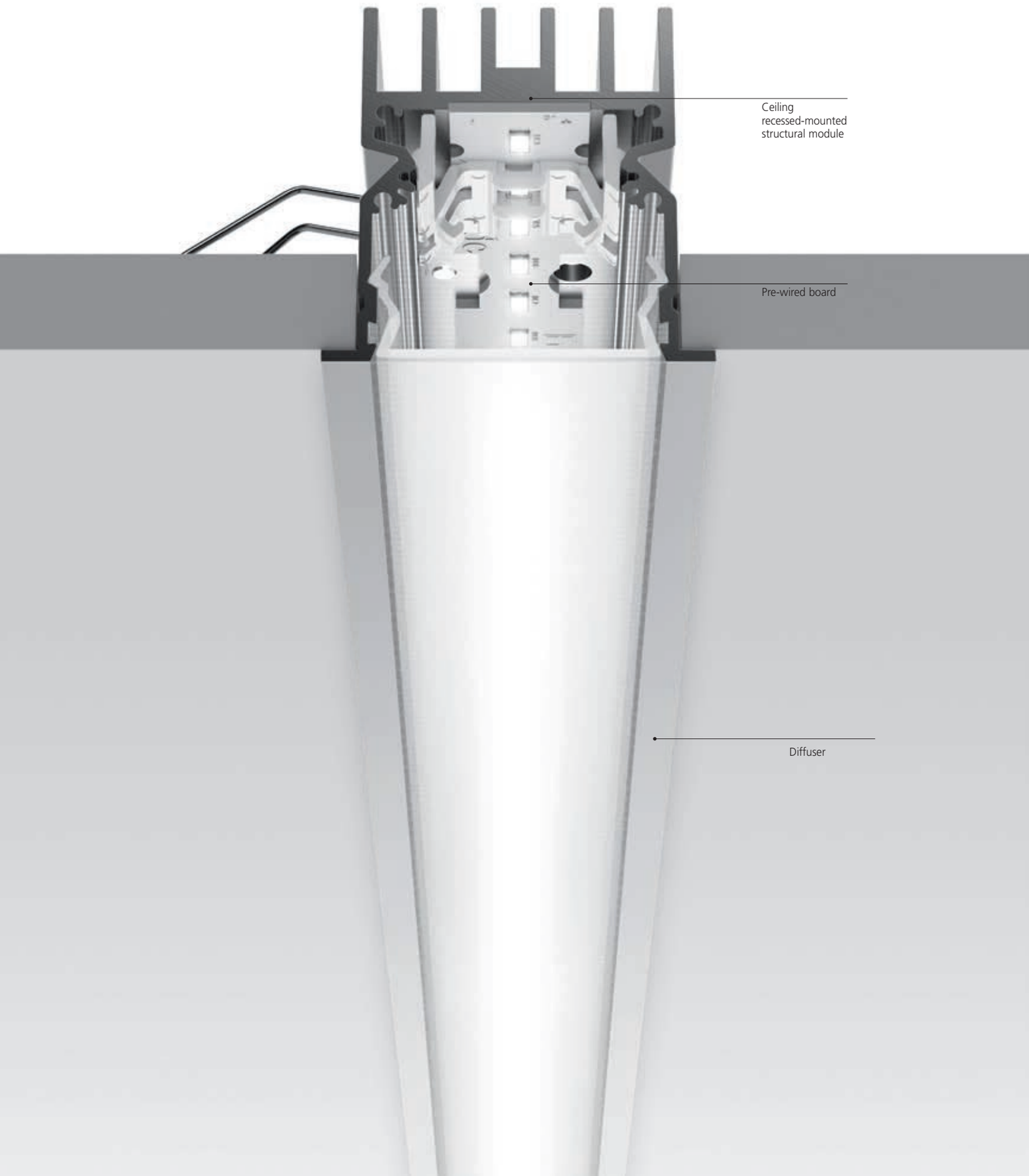
Ceiling
recessed-mounted
structural module
Pre-wired board
Diffuser



Nothing 86 System

Ernesto Gismondi
2013



Atelier Eera - Cavalon Veronese (Italy)
Arch.: Alberto Salvadori, Photo: Marco Zanta

Nothing 86 System Recessed ceiling Components

Structural modules +



Structural module
for recessed wall installation.
Trimless ring,
needs plaster finish.
End caps, angles,
intermediate connectors
and optics to be ordered
separately.

- Recessed ceiling and suspension modular system.
- Components: structural modules in extruded aluminium, pre-wired gear trays and optics.
- Structural modules available in 10 lengths (from 237 to 2340 mm) and, thanks to their flexibility, can house and freely alternate light sources.
- The original sequence can be modified over time, provided the total length of the system is kept the same.
- Linear fluorescent sources with diffused or dark light emissions, white or RGB LEDs with diffused emission, spot modules for accent lighting can be alternated to customize the sequence, with or without fluorescent indirect emission.
- Feeding plates with through-cabling and rapid connectors.
- To remove shadows in the joining area between 2 fluorescent lights, T16-Seamless lamps or traditional T16 fluorescent tubes with overlapping arrangements for uninterrupted light lines.
- 2 LED versions: with monochromatic warm white emissions (3000K), neutral white emission (4000K) and RGB emission.
- Same-plane angular configurations available, perpendicular angular configurations available on request.
- Compliant with standard EN60598-1 and other specific standards.

Junction components +



End caps.
(set of 2)



Intermediate connector.
(to be used for combining
spotlighting modules
with dark light or diffusing
emission).



90° angle.
(to mechanically connect 2
recessed modules on the
same plane).

Pre-wired gear trays +



Pre-wired gear tray
for white LED direct
diffused emission
prismoptic.
Integrated
MV through-wiring.



Pre-wired gear tray
for white RGB LED direct
diffused emission.
Integrated
LV through-wiring.



Pre-wired gear tray
for fluorescent T16 tubes.
Diffused direct emission.
Integrated
MV through-wiring.



Pre-wired gear tray
for fluorescent T16 tubes.
Dark light diffused
direct emission.
Integrated
MV through-wiring.



Pre-wired gear tray for
fluorescent T16-SLS tubes.
Diffused direct emission.
Integrated
MV through-wiring.



Accent modules.

Electrical components +



Supplementary
through-wiring (Optional).
To be used in configuration
with LV and MV pre-cabled
gear trays.



Power supply kit.

Optical system +



Opal diffuser in polycarbonate
for LED diffused versions.



Opal PMMA diffuser
for fluorescent versions.



Dark light optics
for fluorescent versions.



Prismoptics optics for white
LED versions.

Closing / joining screens +



Junction to be fitted
to the module on the same
plane.
Compatible with the junction
for the same plane.

LED power supplies and control systems



Electronic power supply
unit. IP67.



Control interface:
IP20 and IP67.
Allows management
of groups of LV fittings.

Structural modules	Length	
	237 mm	1L
	474 mm	2L
	710 mm	3L
	947 mm	4L
	1184 mm	5L
	1421 mm	6L
	2368 mm	10L
	2605 mm	11L
	1170 mm	1DL
	2340 mm	2DL

Pre-wired gear trays		Length	
	Accent module	237 mm	1L
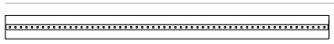	LED pre-wired gear tray	1184 mm	5L
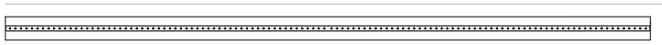	LED pre-wired gear tray	2368 mm	10L
	T16-SLS diffused pre-wired gear tray	1184 mm	5L
	Diffused fluo T16 gear	1421 mm	6L
	Dark-light fluo T16 gear (single)	1170 mm	1DL
	Dark-light fluo T16 gear (dual)	2340 mm	2DL

Optics		Length	
	Diffusor for LED or Fluo	1184 mm	5L
	Diffusor for LED or Fluo	1421 mm	6L
	Diffusor for LED or Fluo	2368 mm	10L
	Diffusor for LED or Fluo	2605 mm	11L
	Diffusor for LED or Fluo	4736 mm	20L
	Dark light Fluo Optic	1170 mm	1DL
	Prismoptic for white LED	1184 mm	5L
	Prismoptic for white LED	2368 mm	10L

Structural module

Length		Code
237 mm	1L	M230000
474 mm	2L	M230100
710 mm	3L	M230200
947 mm	4L	M230300
1184 mm	5L	M230400
1421 mm	6L	M230500
2368 mm	10L	M230600
2605 mm	11L	M230700
1170 mm	1DL	M230900
2340 mm	2DL	M231000



100x(ΣL+10 mm)



Accessories

		Color	Code
	**End caps** (set of 2)		M232400
	**Intermediate joint** Used to connect accent lighting modules to dark light or diffused modules.	○ ●	M194620 M194660
	**90° joint** To connect two recessed modules on the same plane.		M181700

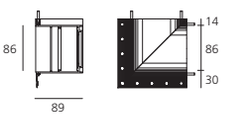

Nothing 86 System Ceiling/Suspension Components

Structural modules +



Structural module
for ceiling-
or suspended-mounting.
End caps, angles, fixing
components, plates
and optics to be ordered
separately.

- Ceiling-mounted and suspended modular system.
- Components: structural modules in extruded aluminium, pre-wired gear trays and optics.
- Structural modules available in 12 lengths (from 237 to 4680 mm) and, thanks to their flexibility, can house and freely alternate luminaires.
- The original sequence can be modified over time, provided the total length of the system is kept the same.
- Linear fluorescent sources with diffused or dark light emissions, white or RB LEDs with diffused emission and prismoptic, spot modules for accent lighting can be alternated to customize the sequence, with or without fluorescent indirect emission.
- Supply plates with through-wiring and rapid connectors.
- To remove shadows in the joining area between 2 fluorescent lights, T16-Seamless lamps or traditional T16 fluorescent tubes with overlapping arrangements for uninterrupted light lines.
- 2 LED versions: with monochromatic warm white emissions (3000K), neutral white emission (4000K) and RGB emission.
- Same-plane angular configurations available, perpendicular angular configurations available on request.
- Compliant with standard EN60598-1 and other specific standards.

Installation components +



Ceiling fixing bracket
(1 piece)



Steel suspension cable
(1 piece)



Suspension set with steel
cable and power supply
cable (1 piece)
Length 2000mm

Junction components +



End caps
(set of 2)



Intermediate joint
(to be used for combining
spotlighting modules with
fluorescent modules with
dark light or diffusing
emission)



Linear connector



90° joint
(to connect two modules
on one same plane).

Pre-wired gear trays +



Pre-wired gear tray
for white LED direct
diffused emission and
prismoptic.
Integrated
MV through-wiring.



Pre-wired gear tray
for white RGB LED direct
diffused emission.
Integrated
LV through-wiring.



Pre-wired gear tray
for fluorescent T16 tubes.
Diffused direct emission.
Integrated
MV through-wiring.



Pre-wired gear tray
for fluorescent T16 tubes.
Indirect emission.



Pre-wired gear tray for
fluorescent T16-SLS tubes.
Diffused direct emission.
Integrated
MV through-wiring.



Pre-wired gear tray
for fluorescent T16 tubes.
Dark light direct emission.
Integrated
MV through-wiring.



Accent modules.

Electrical components +



Supplementary through-wiring
(Optional).
To be used in configuration
with LV and MV pre-cabled
gear trays.



Power supply kit.

Optical system +



Opal diffuser in polycarbonate
for LED diffused versions.



Opal PMMA diffuser
for fluorescent versions.



Dark light optics
for fluorescent versions.



PMMA prismoptics optics.

Closing / joining screens +



Joints between each two
modules on the same level.
Compatible with joints for
connection on the same
level.

LED power supplies and control systems



Electronic power supply
unit. IP67.



Control interface:
IP20 and IP67.
Allows management
of groups of LV fittings.

Structural modules

	Length	
	237 mm	**1L**
	474 mm	**2L**
	710 mm	**3L**
	947 mm	**4L**
	1184 mm	**5L**
	1421 mm	**6L**
	2368 mm	**10L**
	2605 mm	**11L**
	4736 mm	**20L**
	1170 mm	**1DL**
	2340 mm	**2DL**
	4680 mm	**4DL**

Pre-wired gear trays

		Length	
	Accent module	237 mm	**1L**
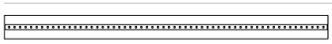	LED pre-wired gear tray	1184 mm	**5L**
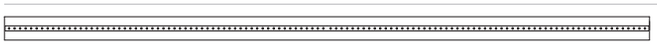	LED pre-wired gear tray	2368 mm	**10L**
	T16-SLS diffused pre-wired gear tray	1184 mm	**5L**
	Piastra Fluo diffuser T16	1421 mm	**6L**
	Piastra Fluo dark-light T16 (single)	1170 mm	**1DL**
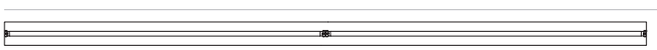	Piastra Fluo dark-light T16 (double)	2340 mm	**2DL**

Optics

		Length	
	Diffuser for LED or Fluo	1184 mm	**5L**
	Diffuser for LED or Fluo	1421 mm	**6L**
	Diffuser for LED or Fluo	2368 mm	**10L**
	Diffuser for LED or Fluo	2605 mm	**11L**
	Diffuser for LED or Fluo	4736 mm	**20L**
	Dark light Fluo Optic	1170 mm	**1DL**
	Prismoptic for white LED	1184 mm	**5L**
	Prismoptic for white LED	2368 mm	**10L**

White ○ Gloss anodised ◑

Structural module

Length		Color	Code
237 mm	1L	○	M231220
		◑	M231260
474 mm	2L	○	M231320
		◑	M231360
710 mm	3L	○	M231420
		◑	M231460
947 mm	4L	○	M231520
		◑	M231560
1184 mm	5L	○	M231620
		◑	M231660
1421 mm	6L	○	M231720
		◑	M231760
2368 mm	10L	○	M231820
		◑	M231860
2605mm	11L	○	M231920
		◑	M231960
4736 mm	20L	○	M232020
		◑	M232060
1170 mm	1DL	○	M232120
		◑	M232160
2340 mm	2DL	○	M232220
		◑	M232260
4680 mm	4DL	○	M232320
		◑	M232360



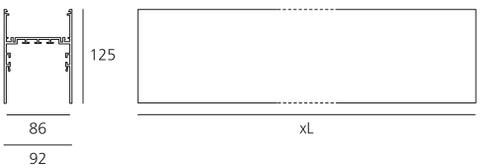

Accessories

		Color	Code
	End caps. (set of 2)	○ ◑	M194320 M194360
	Linear connector. (1 piece)		M194500
	Ceiling fixing bracket. (1 piece)		M232600
	Intermediate joint. To be used for combining spotlighting modules with fluorescent modules with dark light or diffusing emission.	○ ◑	M194620 M194660
	90° joint. To mechanically connect 2 modules on one same plane. 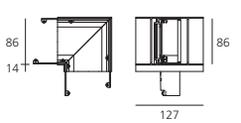	○ ◑	M181820 M181860
	Steel suspension cable. (1 piece). Length 2000 mm.		M194700
	Suspension set with steel cable and power supply cable. Length 2000 mm.		
	LV (3x1,5mm²). For powering LED RGB plates.		M194800
	MV (5x1,5mm² + 2x0,5mm²). For powering fluorescent modules, white LED plates and accent modules.		M194900

Line with fluorescent T16- diffuser modules

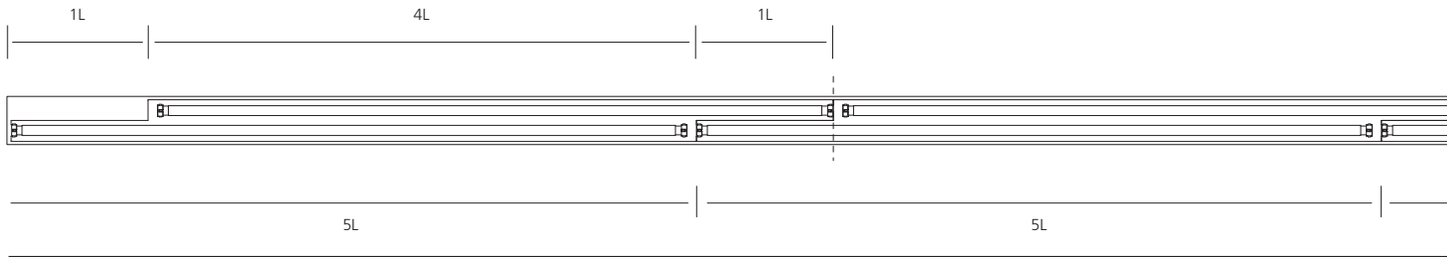

= (20L+1L) o (10L+11L)

Line with fluorescent T16-SLS diffuser modules



= (1x20L) o (2x10L) o (4x5L)

Mixed line with fluorescent T16-SLS diffuser modules and spotling/accent units.



= (10L+4L) o (6L+2L+6L)

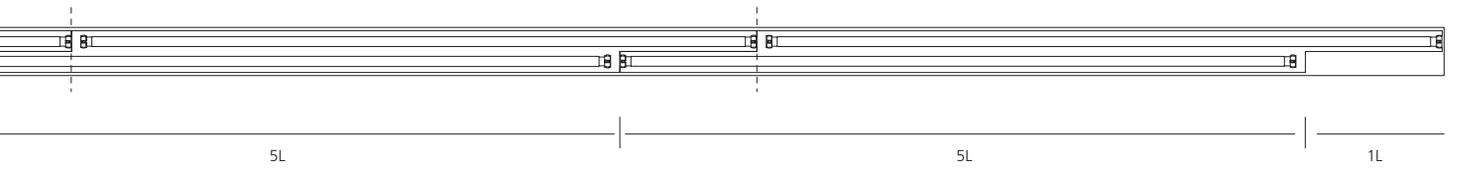
5L
5L
1L


5L
5L


5L
1L

Wired gear plates

White LED direct emission				non dimmable	Dali-SwitchDim
W	Length		CCT	Code	Code
23 W	1184 mm	**5L**	3000 K	M232800	M232801
			4000 K	M232900	M232901
46 W	2368 mm	**10L**	3000 K	M237800	M237801
			4000 K	M237900	M237901

Integrated MV through-cabling.



RGB LED direct emission			
W (LED)	Length		Code
18 W	1184 mm	**5L**	M233600

Integrated LV through-cabling.
Power supply groups and lighting management kits are required. To be ordered separately.



Direct diffused emission T16 (G5)			non dimmable
W	Length		Code
2x28 W	1421 mm	**6L**	M290600

Direct diffused emission T16 (G5)			Dali-SwitchDim
W	Length		Code
2x28	1421 mm	**6L**	M233001

Integrated MV through-cabling.



Direct diffused emission T16-SLS (G5)			non dimmable
W	Length		Code
2x28 W	1184 mm	**5L**	M290700

Direct diffused emission T16 (G5)			Dali-SwitchDim
W	Length		Code
2x28	1184 mm	**5L**	M233301

Integrated MV through-cabling.



Indirect emission T16 (G5)		non dimmable
W	Length	Code
1x39 W	875 mm	M233100
2x39 W	1750 mm	M233200

Upper screen in PMAA included.



650°

Diffused emission

Diffuser for LED modules

Lenght		Code
1184 mm	**5L**	M235100
1420 mm	**6L**	M235200
2368 mm	**10L**	M235300
2605 mm	**11L**	M235400
4736 mm	**20L**	M235500



850°



Diffuser for fluorescent modules

Length		Code
1184 mm	**5L**	M234500
1421 mm	**6L**	M234600
2368 mm	**10L**	M234700
2605 mm	**11L**	M234800
4736 mm	**20L**	M234900



650°

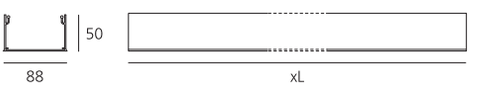

Prismotic

Diffuser for LED modules

Length		Code
1184 mm	**5L**	M289800
2368 mm	**10L**	M289900



850°

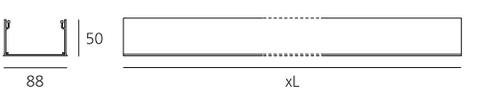



Wired gear plates fluo direct emission dark-light

Direct emission T16 (G5)			non dimmable
W	Length		Code
1x28 W	1170 mm	**1DL**	M290800
2x28 W	2340 mm	**2DL**	M290900

Direct emission T16 (G5)			Dali-SwitchDim
W	Length		Code
1x28 W	1170 mm	**1DL**	M233401
2x28 W	2340 mm	**2DL**	M233501

Integrated MV through-cabling.



Dark Light Optics

Length		Code
1170 mm	**1DL**	M235000

UGR < 19	
2θ/2 = 88°	28 W
E_0 (h 1m)	1130 lux
E_0 (h 2m)	283 lux



960°

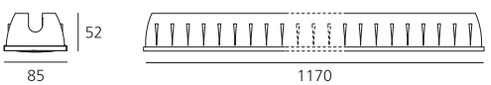

Accent modules

Black ●

LED (GU10)				
W	Length		Color	Code
1x7 W	237 mm	**1L**	●	M234400

Integrated electronic power supply.
Integrated MV through-cabling.



850°



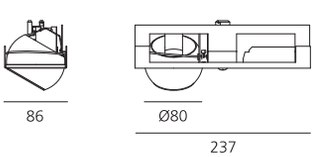



Showroom Vodafone Milan (Italy)

Power supply/light management system for LED*



Electronic power supply
IP67. Input voltage range: 90-264VAC / 47-63 VDC.
Output voltage: 48 VDC. Protection against overcurrent, overvoltage, short-circuit and overtemperature, with automatic reactivation.

	Code
100 W For feeding up to a total 90 W. 220x68x38 mm.	M075000
240 W For feeding up to a total 225 W. 244x68x39 mm.	M075100
320 W For feeding up to a total 300 W. 252x90x44 mm.	M076100



Control interface
It allows the management of LED rgb groups of Nothing 86 System devices through Dali or Dmx light management systems (not included).

IP67



Integrated sequencer for stand-alone operation with predefined colour sequence. Possibilty of master-slave configuration.

IP20

	Code
IP67. Compactible DALI-Switch Dimm 310x168x90 mm.	M077000
IP67. Compactible DALI-Switch Dimm or DMX. 310x168x90 mm.	M077100
IP20. Compactible DALI-Switch Dimm Suitable for DIN rail mounting. 106x90x70 mm.	M077200
IP20. Compactible DALI-Switch Dimm or DMX. Suitable for DIN rail mounting. 106x90x70 mm.	M077300

For electrical scheme, please see page 380

Electrical components



Optional through-wiring.
(optional).
Required for configurations including LV and MV pre-cabled gear trays.

		Code
LV	237 mm	M211700
LV	1170/1184 mm	M198800
LV	1421mm	M211600

in the event of 'n' cabled gear plates of 6 m. length, the first 'N-1' will use optional through-wiring l=1184, whereas the last gear plate will use an optional cable L=1421

LV	2340/2368 mm	M199000
MV	1184 mm	M198700
MV	2368 mm	M198900



Power supply kit.
Enables connection to the first pre-wired gear tray of the initial module. To be used only with ceiling-recessed and ceiling-mounted installations.

	Code
LV (3xmax 1,5 mm²) For powering LED RGB trays.	M073230
MV (7xmax 1,5 mm²) For powering fluorescent modules, white LED plates and accent modules.	M073240

Accessories



	Color	Code
Closure panel. Length 237 mm (1L).	●	M232710

Closure screens for 90° joints



Junction to be fitted for modules at 90° on the same plane.
Compatible with the junction for the same plane.

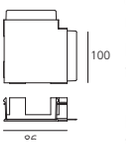

	Code
For continuity between LED diffused emission modules and spot modules.	M167500
For continuity between fluo diffused emission modules.	M167600
For continuity between fluo dark light emission modules.	M167700

Light sources



Fluorescent tube T16-SEAMLESS (G5)
1 piece

	Code
28 W (3000 K)	M004810
28 W (4000 K)	M004815
54 W (3000 K)	
54 W (4000 K)	



Fluorescent tube T16 (G5)
1 piece

	Code
28 W (3000 K)-direct	M004380
28 W (4000 K)-direct	M004325
54 W (3000 K)-direct	M004350
54 W (4000 K)-direct	M004355
39 W (3000 K)-indirect	M004380
39 W (4000 K)-indirect	M004381

Nothing 86 LED management (LV): electrical scheme

Stand-alone 1 *

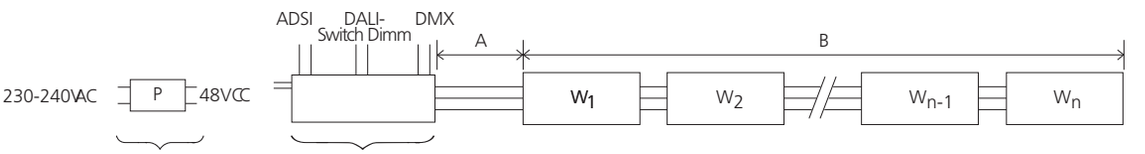

∑W < 0,8P
2A + B < 50m
n < 24 units

Power supply unit
M075000 (P=100 W)
M075100 (P=240 W)
M076100 (P=320 W)

Control interface
M077200 / M077000
(DALI-SwitchDim)
M077300 / M077100
(DALI-SwitchDim or DMX)

LED fitting | LED fitting | LED fitting | LED fitting

Stand-alone 2 *

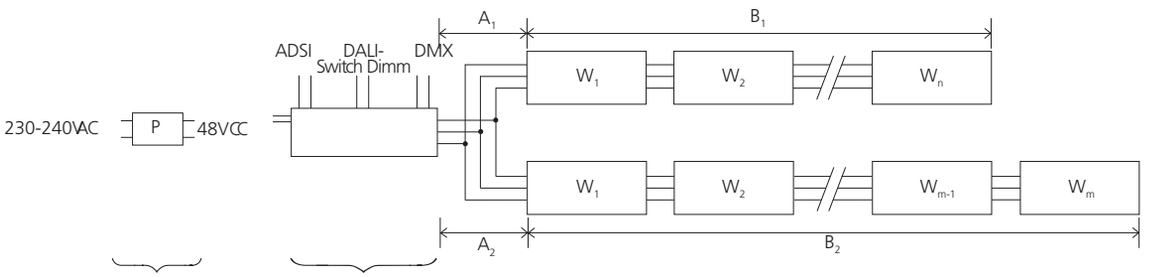

∑W < 0,8P
2(A1+A2)
+ B1 + B2 < 50m
n+m < 24 units

Power supply unit
M075000 (P=100 W)
M075100 (P=240 W)
M076100 (P=320 W)

Control interface
M077200 / M077000
(DALI-SwitchDim)
M077300 / M077100
(DALI-SwitchDim or DMX)

LED fitting | LED fitting | LED fitting | LED fitting

* Maximum values.

For lighting design, please use data available on the control interface manual.

Master-slave *

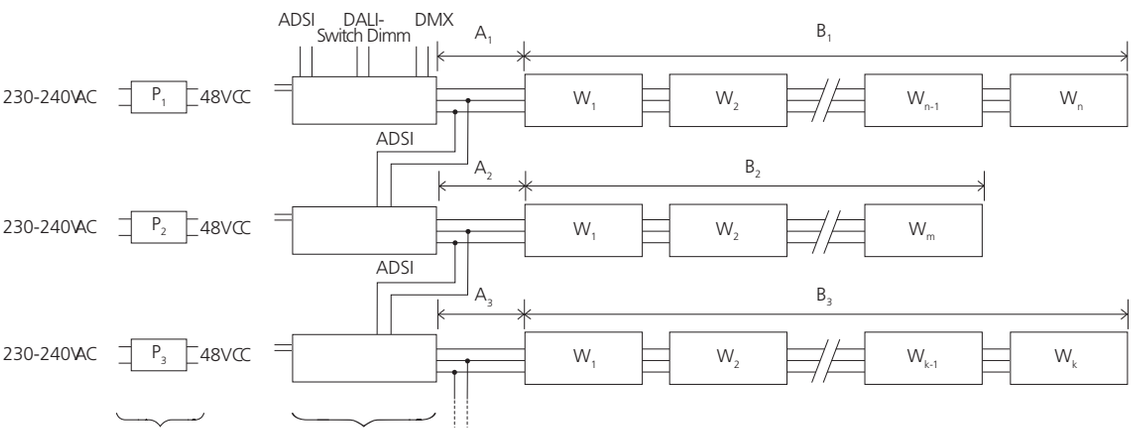

∑W < 0,8P1
2A1+ B1 < 50m
n < 24 units

∑W < 0,8P2
2A2+ B2 < 50m
m < 24 units

∑W < 0,8P3
2A3+ B3< 50m
k < 24 units

Power supply unit
M075000 (P=100 W)
M075100 (P=240 W)
M076100 (P=320 W)

Control interface
M077200 / M077000
(DALI-SwitchDim)
M077300 / M077100
(DALI-SwitchDim or DMX)

LED fitting | LED fitting | LED fitting | LED fitting





Grafa System

Jean Michel Wilmotte
2014

- Edge Backlighting Tecnology 39 W
- 3400 / 3886 - 3206 / 3665 lumen
- MacAdam 2SDC
- Beam: XF
- L70(6K)>50000h
- CRI 3000K / 4000K
- CRI=80 (typ.)
- UGR < 19
- IP20 ⏚

- Modular system with direct emission and indirect with LED high efficiency.
- Installation with suspension.
- Single mounting, in continuous line by angle (90°), free composition.
- Dimmable electronic power supply DALI.
- Materials: structure in extruded aluminum anodised matte, top screen with anti-dust polycarbonate, staples in 6 different tones.
- Quick adjustment steel suspension cables.
- Complies with EN62471, EN60598-1 and other specific standards.



XF = Extra flood
(>45°)





System Modules

Module
1200x300
single



Module
1200x300
modular



Module
600x600
single



Module
600x600
modular linear



Module
600x600
modular angular

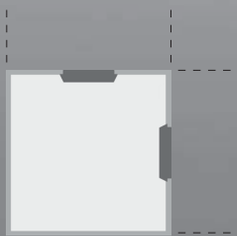

Suspended Accessories

Single Clip



Angular Brackets

Double Clip



Mixed Modules Brackets

Angular Clip



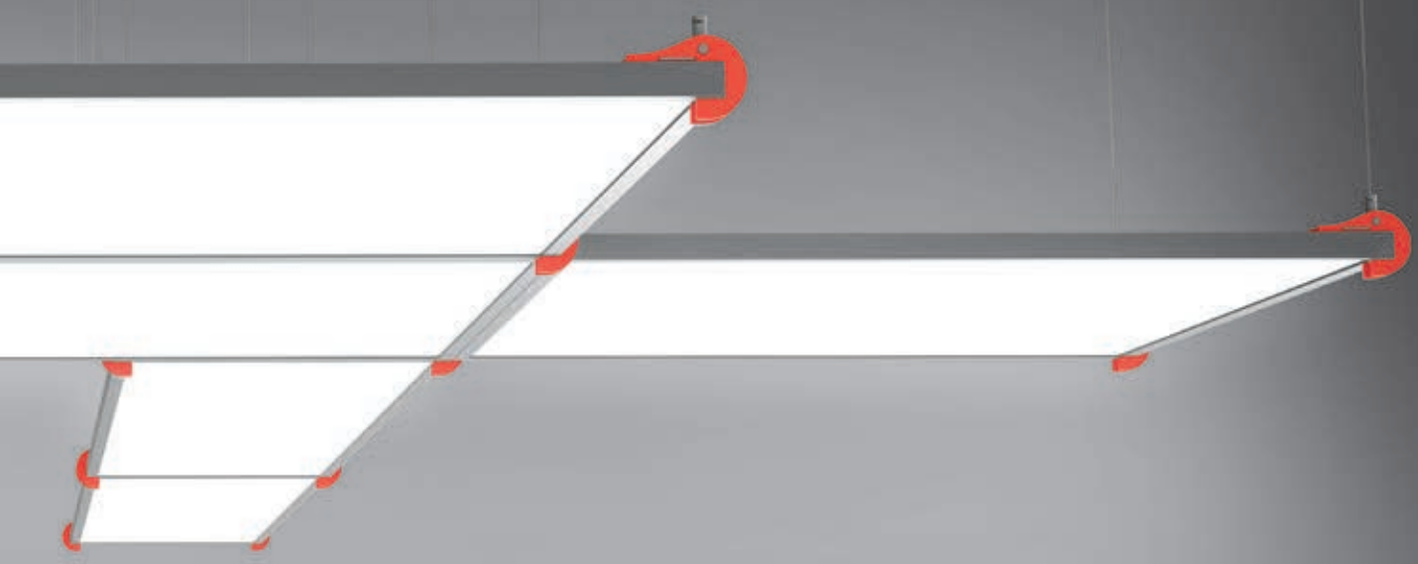

Driver Links

Kit driver 1X - end links
2 possible positions A-B

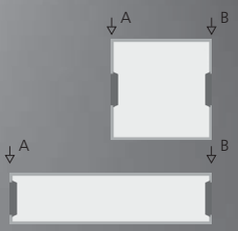

Kit driver 2X - central links
3 possible positions A-B-C

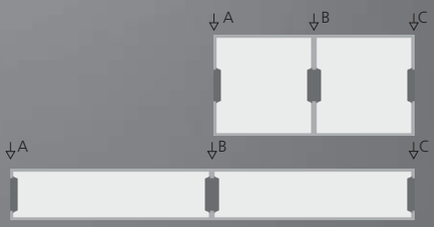

Kit 3X central links
2 possible positions A-B

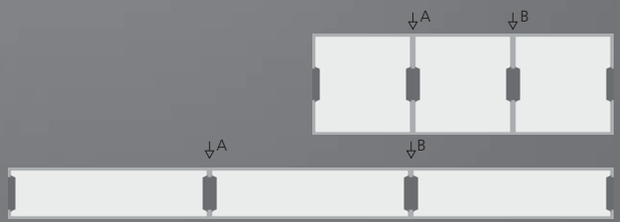

Kit 4X central links
one possible position A

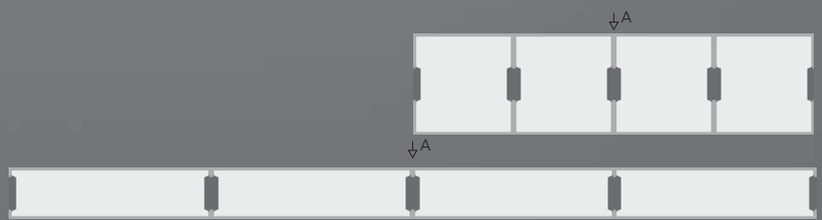

Example of a complex configuration:

Modules

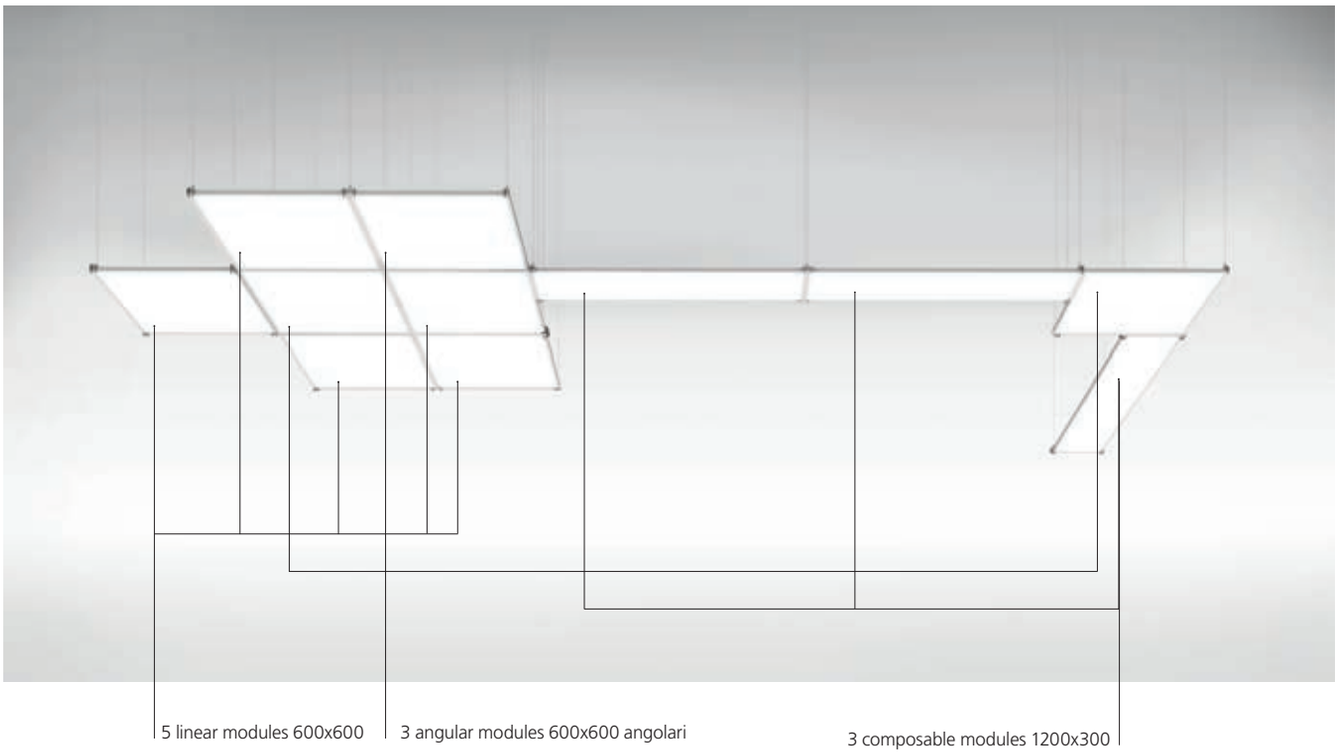

Power supplies

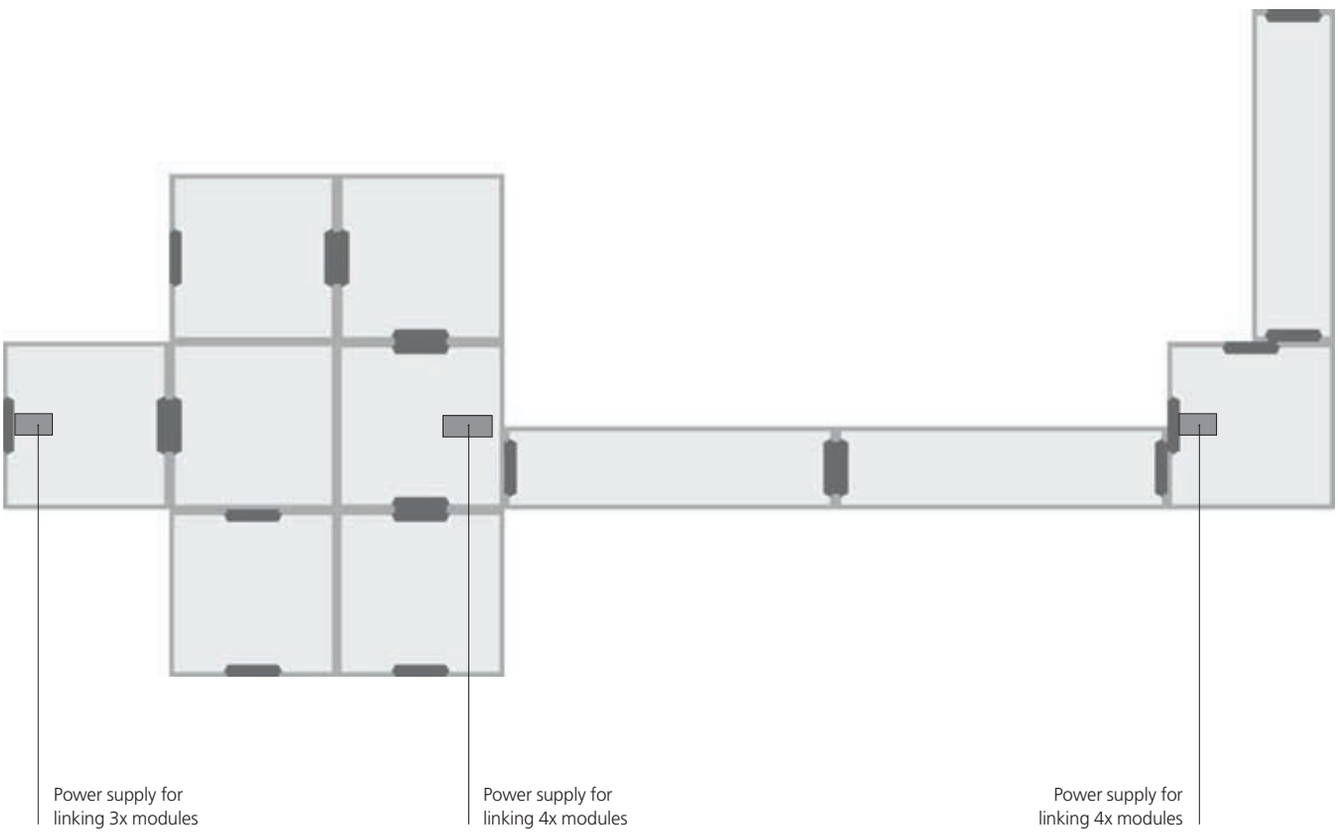

Example of a complex configuration:

Clips

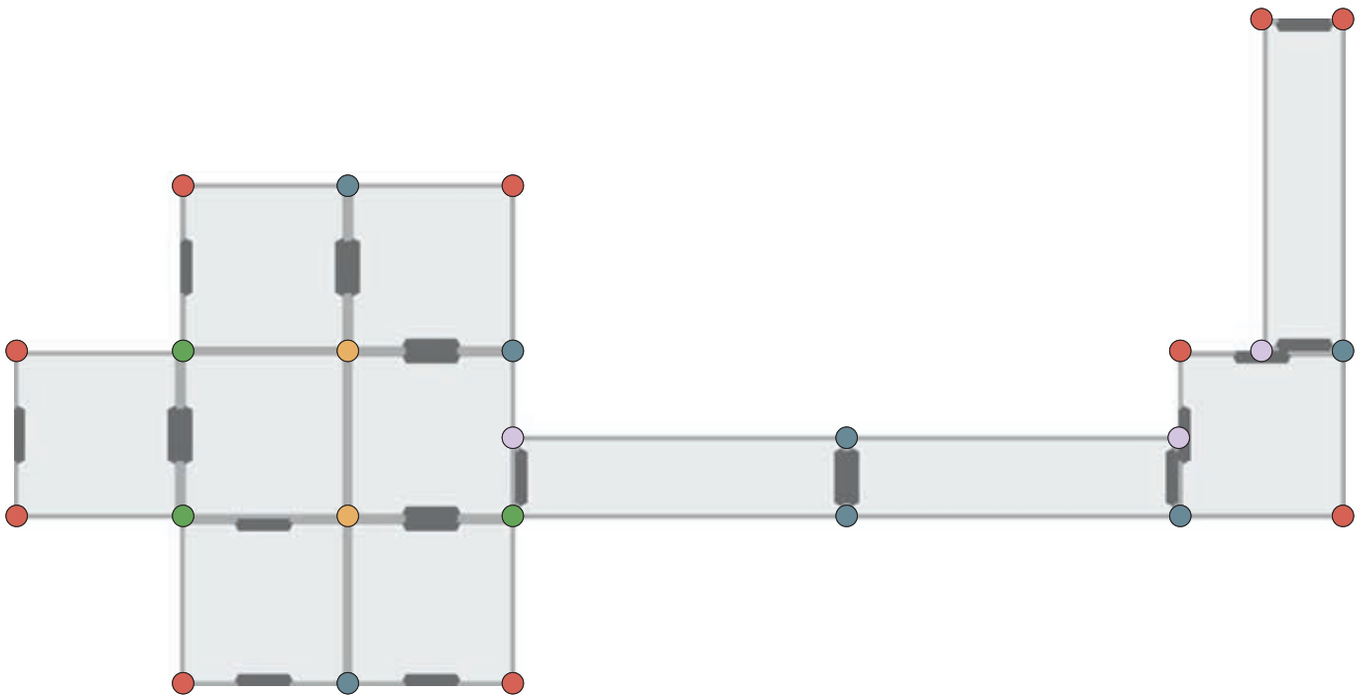

Clip 1 module Clip 2 module Clip 3 module Suspension kit 4 modules Clip linking modules 1200/600

Suspension

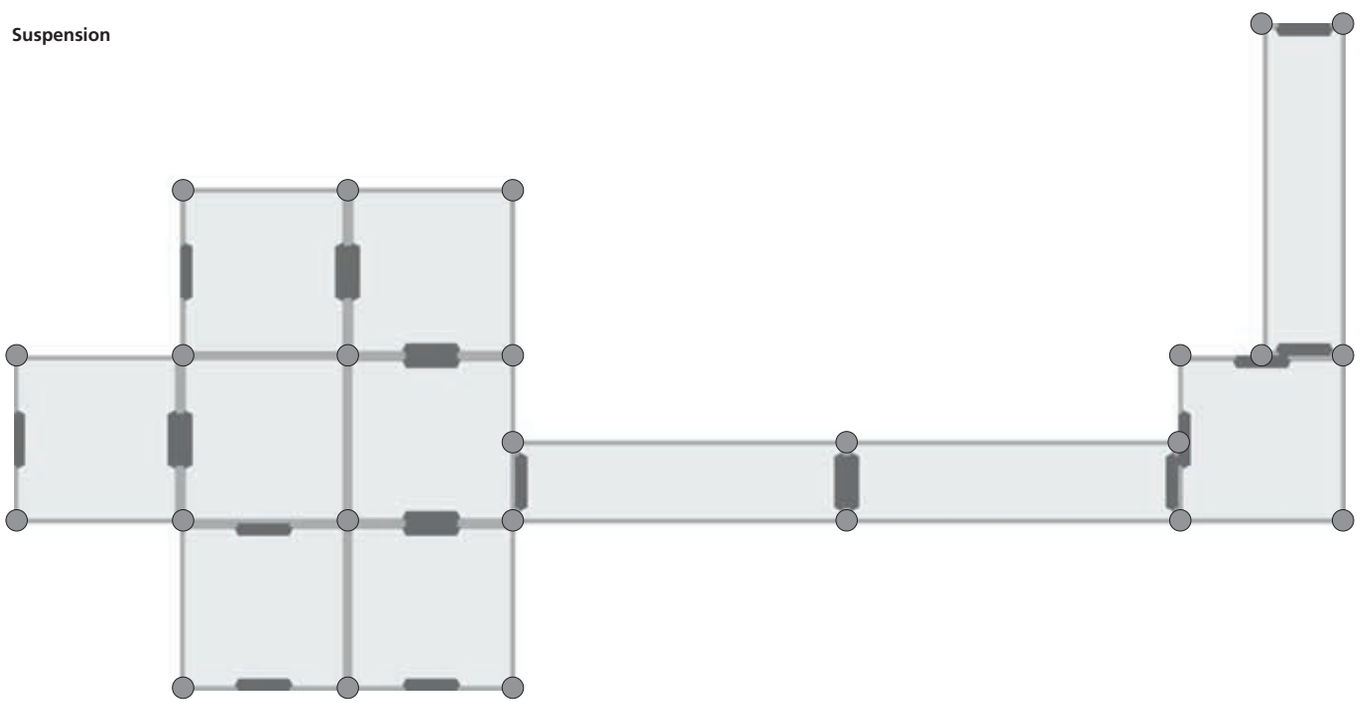

Points of cable positioning

Structural Module 600x600

Cables	W	CRI	Weight	Beam	Flux	CCT	Code
linear	39 W	=80 (typ.)	4,00 kg	XF	3400 lm	3000 K	M3003W61
					3886 lm	4000 K	M3003N61
angular					3400 lm	3000 K	M3004W61
					3886 lm	4000 K	M3004N61

Linking clips separately.

Driver SELV supplied separately.



IP20

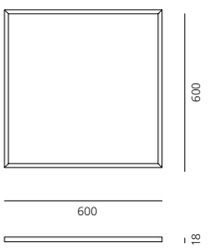

Structural Module 1200x300

Cables	W	CRI	Weight	Beam	Flux	CCT	Code
linear	39 W	=80 (typ.)	4,00 kg	XF	3207 lm	3000 K	M3001W61
					3665 lm	4000 K	M3001N61

Linking clips separately.

Driver SELV supplied separately.



IP20

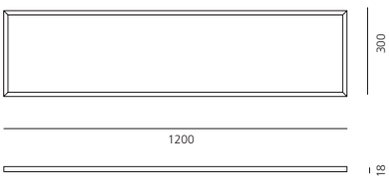

Clips

		Color	Code
	Clips singular module	○	M301020
		●	M301030
		●	M301050
		●	M301000
		●	M301010
		●	M301040
	Linking Clips 2 modules	○	M301120
		●	M301130
		●	M301150
		●	M301100
		●	M301110
		●	M301140
	Linking Clips 3 modules	○	M301220
		●	M301230
		●	M301250
		●	M301200
		●	M301210
		●	M301240
	Linking Clips 4 modules	○	M301320
		●	M301330
		●	M301350
		●	M301300
		●	M301310
		●	M301340
	Linking Clips modules 1200x300 with 600x600	○	M301420
		●	M301430
		●	M301450
		●	M301400
		●	M301410
		●	M301440

Driver

			Dimmable DALI Code
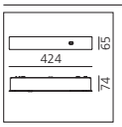	Rose x 1 module 1 power cable – max. length 1500 mm Occupies 1 DALI address	End	M300591
	Rose x 2 modules 1 power cable – max. length 1500 mm 1 connection cable 1 power connection cover Occupies 1 DALI address	End and Central	M300691
	Rose x 3 modules 2 power cables – max. length 1500 mm 1 connection cable 1 power connection cover Occupies 2 DALI addresses	Central	M300791
	Rose x 4 modules 2 power cables – max. length 1500 mm 2 connection cables 2 power connection covers Occupies 2 DALI addresses	Central	M300891
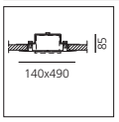	Recess kit for roses 1/2/3/4 modules  105 x 450 mm		M300900

Grafa Stand Alone



Structural module 600x600 Stand-Alone

W	CRI	Weight	Beam	Flux	CCT	DALI Code	DALI-SwitchDim Code
39 W	=80 (typ.)	4,00 kg	XF	3400 lm	3000 K	M3002W61	M3002W62
				3886 lm	4000 K	M3002N61	M3002N62



IP20

Linking clips separately.
220/240Vac 50/60Hz electronic ballast included.
Occupies 1 DALI destination.

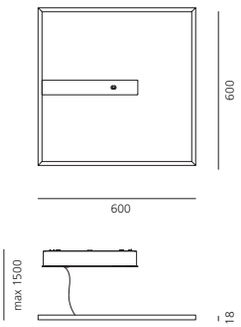

Structural module 1200x300 Stand-Alone

W	CRI	Weight	Beam	Flux	CCT	DALI Code	DALI-SwitchDim Code
39 W	=80 (typ.)	4,00 kg	XF	3206 lm	3000 K	M3000W61	M3000W62
				3665 lm	4000 K	M3000N61	M3000N62



IP20

Linking clips separately.
220/240Vac 50/60Hz electronic ballast included.
Occupies 1 DALI destination.

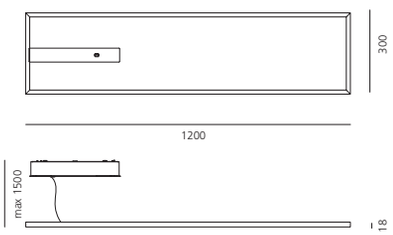

Clips



4 Clips singular module

Color	Code
○	M301620
●	M301630
●	M301650
●	M301600
●	M301610
●	M301640

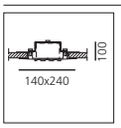

Recess kit for roses
1/2/3/4 modules

105 x 200 mm

Code
M301500

Pad System

Carlotta de Bevilacqua
2014

- Edge Backlighting Tecnology 39 W - 53 W
- 3061 - 6365 lumen
- MacAdam 2SDC
- Beam: XF
- L70(6K)>50000h
- CCT : 3000K / 4000K
- CRI=80 (typ.)
- UGR < 19
- IP20



XF = Extra flood
(>45°)

- Modular system with direct emission and indirect with LED high efficiency.
- Ultra thin profile
- Edge Backlighting Technology
- Installation with suspension.
- Single mounting, in continuous line by angle (90°), free composition.
- Non dimmable, dimmable electronic power supply DALI.
- Materials: structure in extruded aluminum.
- Suspension cables in steel with quick adjustment.
- Complies with EN62471, EN60598-1 and other specific standards.



Pad System Configuration



Kit driver linear connector (1M; 2M)

Kit driver linear and angular connector (1M+1M; 1M+2M; 2M+2M)

Linear connector

Angular connector

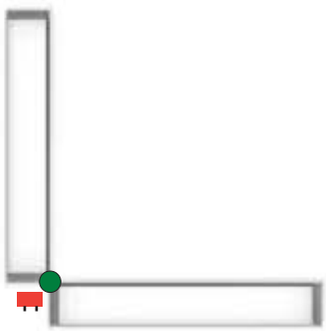
1xM305721+2xM3051N21+1xM305420+1xM305220


1xM305821+3xM3051N21+1xM305420+1xM305320+1xM305220

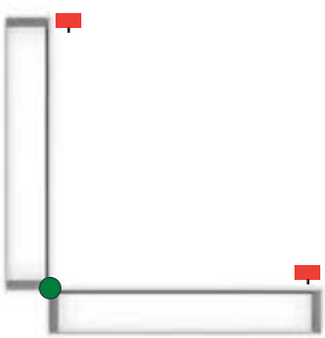
2xM305521+2xM3051N21+1xM305420+1xM305220


1xM305521+1xM305621+3xM3051N21+1xM305420+1xM305320+1xM305220

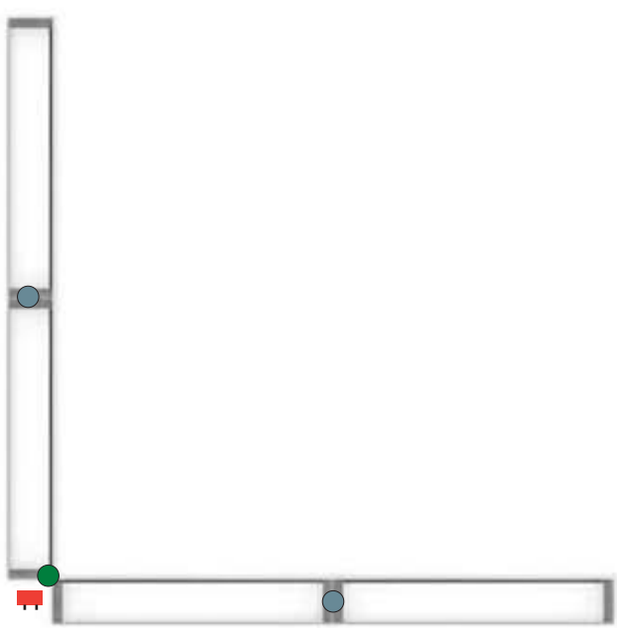
1xM305921+4xM3051N21+1xM305420+2xM305320+1xM305220

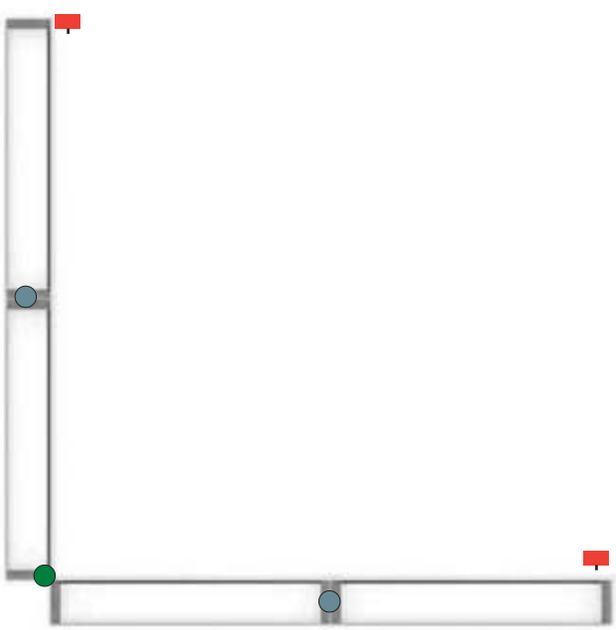
2xM305621+4xM3051N21+1xM305420+2xM305320+1xM305220



Pad System

White ○ Gloss anodised ◑

W	CRI	Weight	Beam	Flux	CCT	Color	DALI Code
39 W	=80	2,33 kg	XF	3061 lm	3000K	◑	M3051W61
UGR<19						○	M3051W21
				3499 lm	4000K	◑	M3051N61
						○	M3051N21



IP20 ⏚



Accessories

		Color	Code
	End cap	◑	M305260
		○	M305220
	L-shaped connector	◑	M305360
		○	M305320
	90° shaped connector	◑	M305460
		○	M305420

Accessories

		Code
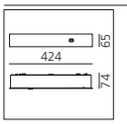	Kit driver linear connector 1M Occupies 1 DALI destination.	M305521
	Kit driver linear connector 2M Occupies 1 DALI destination.	M305621
	Kit driver linear and angular connector 1M+1M Occupies 1 DALI destination.	M305721
	Kit driver linear and angular connector 1M+2M Occupies 2 DALI destination.	M305821
	Kit driver linear and angular connector 2M+2M Occupies 2 DALI destination.	M305921
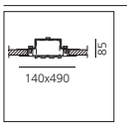	Recess kit for roses 1/2/3/4 modules 105 x 450 mm	M300900

Pad System Stand-alone

W	CRI	Weight	Beam	Flux	CCT	Color	DALI Code
53 W	=80	4,03 kg	XF	5569 lm	3000K	◑	M3050W61
						○	M3050W21
				6365 lm	4000K	◑	M3050N61
						○	M3050N21

UGR<19
220/240Vac 50/60Hz electronic ballast included.



IP20 ⏚

W	CRI	Weight	Beam	Flux	CCT	Color	DALI-SwitchDim Code
39 W	=80	2,33 kg	XF	3061 lm	3000K	◑	M3050W62
						○	M3050W22
				3499 lm	4000K	◑	M3050N62
						○	M3050N22

UGR<19
220/240Vac 50/60Hz electronic ballast included.



	Code
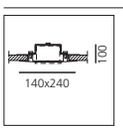 105 x 200 mm	M301500



Smart Office

Design Office
2016





- LED 37 / 81 W
- 3842 / 7685 lumen
- CCT: 3000 /4000
- Beam: XF
- CRI= 80
- UGR < 19
- IP20 ⏚

- Dedicated office suspension ensuring top performance with utmost formal simplicity.
- Highly uniform emission, without multiple shadows or spots.
- Innovative optical system: the light emitted by a LED strip is controlled by a mixing chamber before emission through a traditional lamellar optical unit.
- Electronic and electronic dimmerable (DALI) powering.
- Two sizes and two power options.



XF = Extra flood
(>45°)



White ○ Black ●

Double emission							Non dimmable	DALI
W	Length	CRI	Weight	Flux	CCT	Color	Code	Code
37 W	1127 mm	=80	16,00 kg	3591 lm	3000 K	○	AG00001	AG02501
						●	AG00004	AG02504
				3842 lm	4000 K	○	AG00101	AG02601
						●	AG00104	AG02604
81 W	2247 mm	=80	16,00 kg	7182 lm	3000 K	○	AG05001	AG07501
						●	AG05004	AG07504
				7685 lm	4000 K	○	AG05101	AG07601
						●	AG05104	AG07604



IP20 ⏚

Occupies 1 DALI destination.

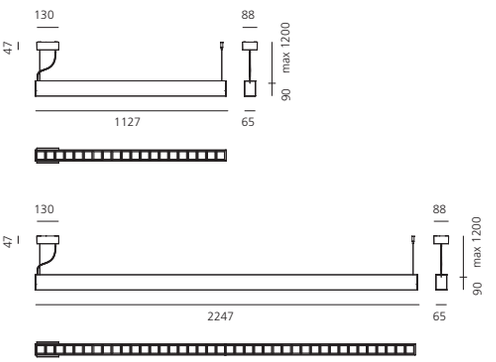



Gradian

J.M. Wilmotte
2014



- Edge Backlighting Tecnology 35 W - 140 W
- 3132 / 12528 lumen
- MacAdam 4SDC
- Beam: XF
- L70(6K)>50000h
- CCT : 3000K
- CRI=80
- IP20 ⏚



XF = Extra flood
(>45°)

- A system of direct-emission panels with two mounting options – ceiling or wall – in individual or multiple configurations.
- High-efficiency LED Edge Backlighting technology.
- The outer frame consists of a set of protruding wings that collect the emitted light, thus ensuring maximum visual comfort with limited contrast between the appliance and its background.
- Extruded aluminium frame available in 4 colours: white, grey, red and blue.
- Complies with the EN12464 norm, UGR<19.



Gradian

White ○ Grey ● Red ● Blue ●

Gradian 600X600

W	CRI	Weight	Beam	Flux	CCT	Color
35 W	=80	14 kg	XF	3132 lm	3000 K	○ ● ● ●

Dimmable 1:10V

Code
M3200W21
M3200W61
M3200W41
M3200W31

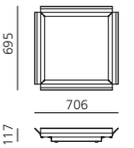



220/240Vac 50/60Hz electronic ballast included.

IP20

Gradian 1200X600

W	CRI	Weight	Beam	Flux	CCT	Color
70 W	=80	28 kg	XF	6264 lm	3000 K	○ ● ● ●

Dimmable 1:10V

Code
M3201W21
M3201W61
M3201W41
M3201W31

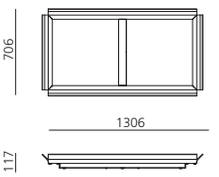



220/240Vac 50/60Hz electronic ballast included.

IP20

Gradian 1200X1200

W	CRI	Weight	Beam	Flux	CCT	Color
140 W	=80	56 kg	XF	12528 lm	3000 K	○ ● ● ●

Dimmable 1:10V

Code
M3202W21
M3202W61
M3202W41
M3202W31

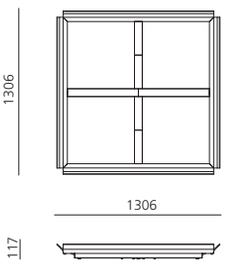



220/240Vac 50/60Hz electronic ballast included.

IP20

Gradian 1200X300

W	CRI	Weight	Beam	Flux	CCT	Color
35 W	=80	13,5 kg	XF	3117 lm	3000 K	○ ● ● ●

Dimmable 1:10V

Code
M3203W21
M3203W61
M3203W41
M3203W31

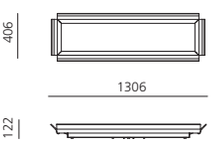



220/240Vac 50/60Hz electronic ballast included.

IP20

Gradian 2400X300

W	CRI	Weight	Beam	Flux	CCT	Color
70 W	=80	27 kg	XF	6234 lm	3000 K	○ ● ● ●

Dimmable 1:10V

Code
M3204W21
M3204W61
M3204W41
M3204W31

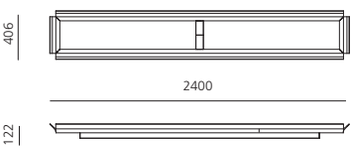



220/240Vac 50/60Hz electronic ballast included.

IP20



Uglare19

2015



- Edge Backlighting Tecnology 35W
- 3117 / 3517 lumen
- UGR <19
- MacAdam 4SDC
- Beam: XF
- CCT: 3000K / 4000K
- Life=L70(10K)=50000
- CRI=80 (min.)
- IP 40 ⏚



XF = Extra flood
(>45°)

- Uglare is 600x600 and 300x1200 recessed ceiling light, suited to illuminate working areas with video-terminals.
- Its strong steel and aluminium mechanical construction and high performance (over 100lm/W for the 4000K version), as well as the possibility to adjust the luminous flow, make this appliance ideal to illuminate work areas that require minimum incidence in terms of actual and perceived volumes of lighting systems.





Glossy white
○

600x600

W	CRI	Weight	Beam	Flux	CCT	Color	Code
35 W	=80	3,90 kg	XF	3309 lm	3000 K	○	M032500
				3517 lm	4000 K	○	M032600

220/240Vac 50/60Hz electronic ballast included.



IP40 ⏚ **IK**10 650°

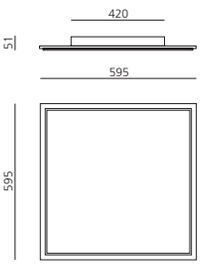

300x1200

W	CRI	Weight	Beam	Flux	CCT	Color	Code
35 W	=80	3,90 kg	XF	3117 lm	3000 K	○	M031500
				3304 lm	4000 K	○	M031600

220/240Vac 50/60Hz electronic ballast included.



IP40 ⏚ **IK**10 650°

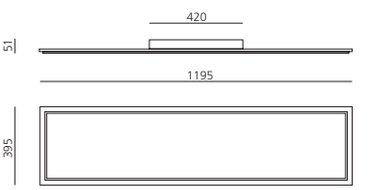

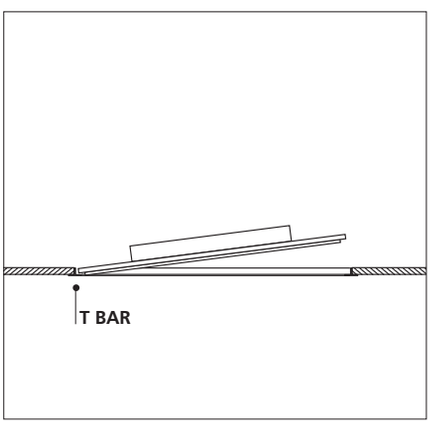

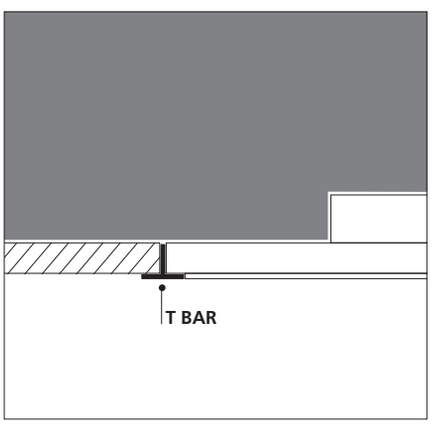

Installation with luminaire incorporated
into the 600 modular ceiling structure.

100% Suspension

Ross Lovegrove
2010

Patent Pending N° MI2010A000634





- LED 32 W
- 2172 lumen
- MacAdam 3SDC
- CCT: 3000K
- CRI=80 (min.)
- IP20 ⏚



XF = extra flood
(>45°)

- Only 6mm thick aluminium body.
- Controlled direct and diffused indirect emission.
- Touch dimmer on the module's body (for 100% Suspension only).
- Independent adjustment of each individual module, also in multiple configurations (for 100% Suspension only).
- Possibility to connect up to 7 modules with a single power unit.
- Mechanical (magnetic) and electric connection elements at the terminals of each module.
- 90° and 120° connection joints.
- Both 100%Suspension and 100%Suspension Basic can be used in the same configuration.

100% Suspension



Double side emission















100% Suspension

White ○ Black ● Silver ●

W	CRI	Weight	Beam	Flux	CCT	Structure	Circuit
32 W	=80	1,60 kg	XF	2172 lm	3000 K	●	●
						●	●
						○	○
						●	○

Dimmable

Code
DRL1903A00
DRL1903A09N
DRL1903A10B
DRL1903A00B

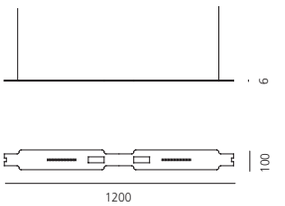



IP20 ⏚

100% Suspension Basic

W	CRI	Weight	Beam	Flux	CCT	Structure	Circuit
32 W	=80	1,60 kg	XF	2172 lm	3000 K	●	●
						●	●
						○	○
						●	○

Non dimmable

Code
DRL1903B00
DRL1903B09N
DRL1903B10B
DRL1903B00B

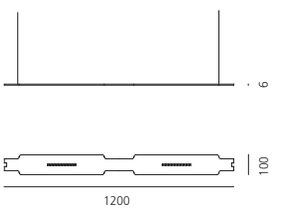



IP20 ⏚



L-shaped connector

Structure	Circuit
●	●
●	●
○	○
●	○

Code
DRL1903AKTC100
DRL1903AKTC109N
DRL1903AKTC110B
DRL1903AKTC100B

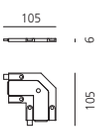



3-way connector

Structure	Circuit
●	●
●	●
○	○
●	○

Code
DRL1903AKTC200
DRL1903AKTC209N
DRL1903AKTC210B
DRL1903AKTC200B

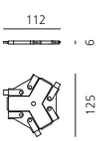



Power supply kit

	Structure	Circuit
40 W 1 module	●	●
	●	●
	○	○
	●	○
120 W 2/4 modules	●	●
	●	●
	○	○
	●	○
320 W 5/7 modules	●	●
	●	●
	○	○
	●	○

Code
DRL1903AKA01
DRL1903AKA09
DRL1903AKA05
DRL1903AKA02
DRL1903AKB01
DRL1903AKB09
DRL1903AKB05
DRL1903AKB02
DRL1903AKC01
DRL1903AKC09
DRL1903AKC05
DRL1903AKC02

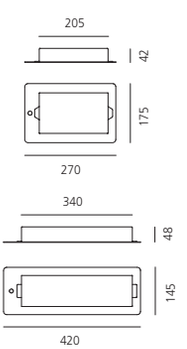



End cap

Color
○
●
●

Code
DRL1903ATPC10
DRL1903ATPC09
DRL1903ATPC00



Nota Bene System

2007



- Fluo 28 / 54 W
- 2600 / 4450 lumen
- Beam: AS
- UGR<19 L< 3000 cd/m²
- IP20



Darklight
(>45°)

- Pendant system with direct-indirect lighting using 28 W and 54 W T16 fluorescent lamps.
- Available as a single pendant light or as a modular system.
- Steel body with a white or grey paint finish, available in lengths of 1234mm and 2416mm.
- Dark light optic made from super pure aluminium.
- Dark light emission is in compliance with EN12464-1 standard, with average luminance levels lower than the 1000 cd/m² limit for an observation angle of 65° or above with respect to the vertical axis.
- Light output ratio: 91% (1xT16) and 87% (2xT16).
- Light distribution: 65% indirect and 35% direct (1xT16), 63% indirect and 37% direct (2xT16).
- Electronic ballast or DALI dimmable electronic ballast.
- The system consists of power supply units with ceiling plate and power supply cable, and continuity modules.
- Intermodule mechanical connection by linear or 90° connectors.
- Electrical connection via quick connectors.
- Quick adjustment steel suspension cables.
- Complies with standard EN60598-1 and other specific standards.





Nota Bene suspension

White ○ Grey ●

Nota Bene 1200 darklight

T16 (G5)

W	Length	Weight	Flux	Color	Non dimmable Code	DALI Code
1x28 W	1234 mm	4,10 kg	2600 lm	○	M106620	
				●	M106690	
2x28 W	1234 mm	4,20 kg	5200 lm	○	M106720	M107121
				●	M106790	M107191
1x54 W	1234 mm	4,10 kg	4450 lm	○	M107020	
				●	M107090	
2x54 W	1234 mm	4,20 kg	8900 lm	○	M107120	M107121
				●	M107190	M107191



IP20
850°

220/240Vac 50/60Hz electronic ballast included.

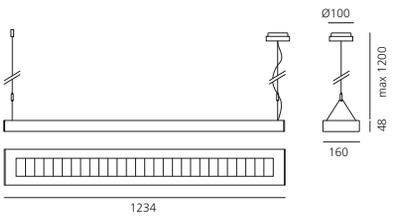

Nota Bene 2400 darklight

T16 (G5)

W	Length	Weight	Flux	Color	Non dimmable Code	DALI Code
2x28 W	2416 mm	7,90 kg	5200 lm	○	M106820	
				●	M106890	
4x28 W	2416 mm	8,10 kg	10400 lm	○	M106920	M107321
				●	M106990	M107391
2x54 W	2416 mm	7,90 kg	8900 lm	○	M107220	
				●	M107290	
4x54 W	2416 mm	8,10 kg	17800 lm	○	M107320	M107321
				●	M107390	M107391



IP20
850°

220/240Vac 50/60Hz electronic ballast included.



White ○ Grey ●

Power modules dark light

T16 (G5)					Non dimmable	DALI	+ emergency 1h
W	Length	Weight	Flux	Color	Code	Code	Code
1x28 W	1234 mm	3,90 kg	2600 lm	○	M108420		
				●	M108490		
2x28 W	1234 mm	4,00 kg	5200 lm	○	M108520	M107621	
				●	M108590	M107691	
1x54 W	1234 mm	3,90 kg	4450 lm	○	M107520		
				●	M107590		
2x54 W	1234 mm	4,00 kg	8900 lm	○	M107620	M107621	M107627
				●	M107690	M107691	M107697

Continuity modules dark light

T16 (G5)					Non dimmable	DALI	+ emergency 1h
W	Length	Weight	Flux	Color	Code	Code	Code
1x28 W	1234 mm	3,70 kg	2600 lm	○	M108620		
				●	M108690		
2x28 W	1234 mm	3,80 kg	5200 lm	○	M108720	M107821	
				●	M108790	M107891	
1x54 W	1234 mm	3,70 kg	4450 lm	○	M107720		
				●	M107790		
2x54 W	1234 mm	3,80 kg	8900 lm	○	M107820	M107821	M107827
				●	M107890	M107891	M107897

220/240Vac 50/60Hz electronic ballast included.





IP20 ⏚ 850°

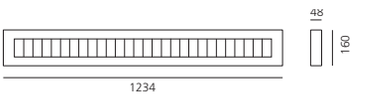

Components

		Color	code
	Decorative end cover (set of 2) 200x50x3mm	●	M108020
	L-shaped connector 160x160x27mm	○ ●	M108220 M108290
	Linear connector 23x139x27mm	○ ●	M108120 M108190
	Steel suspension cable Ceiling plate ⌀100mm l. 1200mm		M108320

Incipit

Carlotta de Bevilacqua
Fabio Zanola
2014



- LED COB
- 29W, 40W
- 1796 / 2053 - 2784 / 3180 lumen
- MacAdam 2SDC
- Beam: XF
- CRI: 3000K
- CRI=95 (min.)
- Life=L70 (6K)=36000h
- IP20 ⏚



WF = Wide flood
(30° - 45°)



XF = Extra flood
(>45°)

- An aluminium body, featuring alternating vertical and horizontal elements, accommodates the LED.
- The horizontal bands work as optical sectors, appropriately calibrated vs. each other.
- The intertwined vertical and horizontal elements are the result of accurate optical and technological feasibility research for die casting production. They also promote air circulation when the appliance is arranged both vertically and horizontally, and allow natural ventilation by convection in all possible usage configurations.
- Calibration of this structure, in both the small and large version, results in optimal optical darklighting and downlighting performance, thus ensuring high visual comfort.
- A small-sized mixing chamber ensures the controlled direct emission of light rays.
- The optical performance of its mechanical surfaces is a direct result of the production process, which includes the optional finishing of surfaces either with subsequent processing finish or with white paint.
- The white version, with wide-aperture beams, is suited for soft downlighting. The diffusing power of the white surfaces ensures minimal leakage of light emission from within the mesh to give a luminous footprint to the body.



Incipit

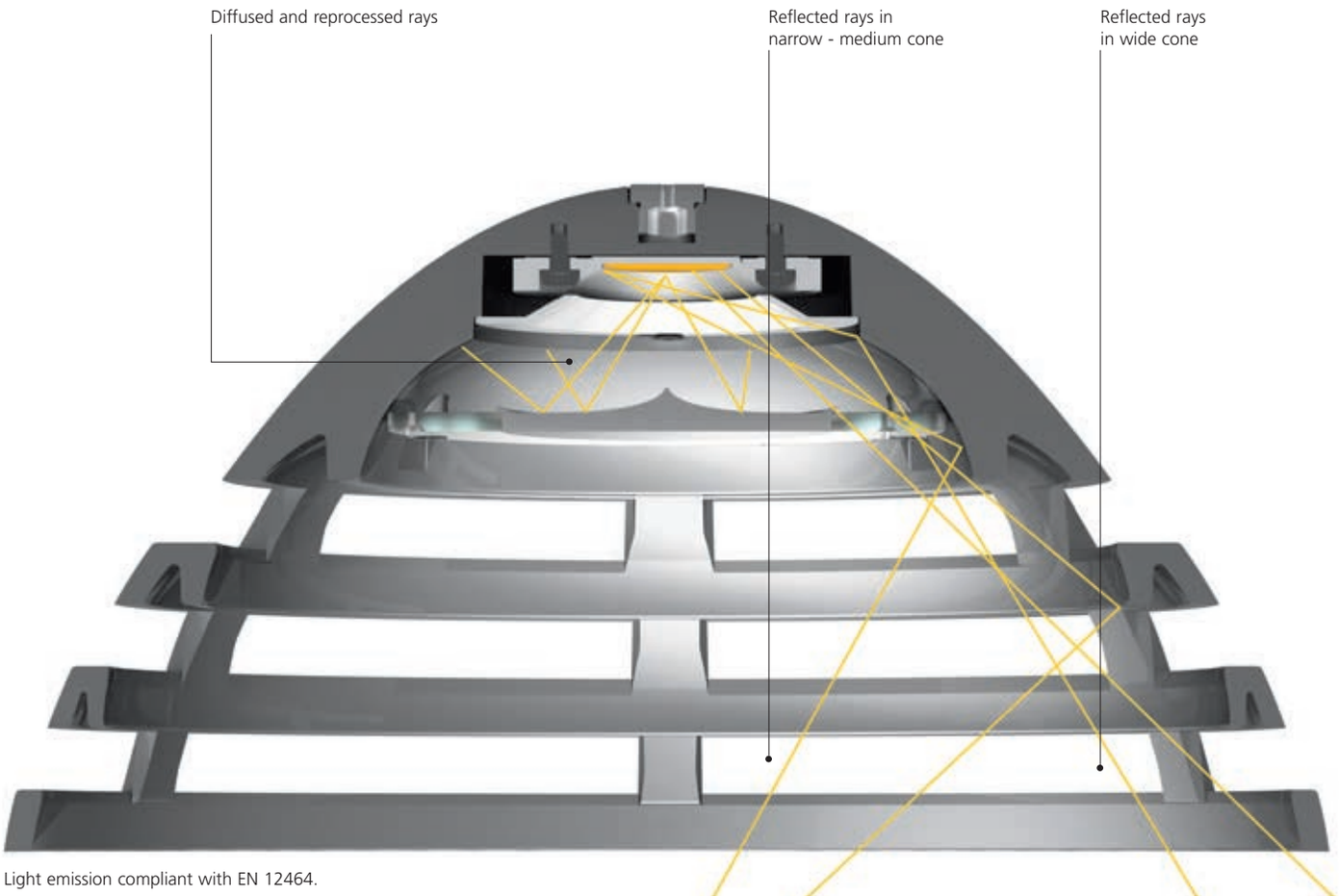

Light emission compliant with EN 12464.

- UGR < 19
- Luminance < 3000 cd/m2 @ 65° (Aluminium version)

PATENT PENDING

1 Mechanic

More with less

2 Optic

Two optic performances

3 Thermal

Structure, optic and heat sink
in one light engine

Incipit 214

White ○ Polished Aluminum ◑

Suspension

W	CRI	Weight	Beam	Flux	CCT	Color	Push dimm Code
29 W	=95 min.	1,50 kg	102°	1796 lm	3000 K	○	M3075W20
			56°	2053 lm	3000 K	◑	M3075W00

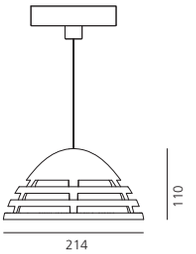



220/240Vac 50/60Hz electronic ballast included.

IP20

Ceiling

W	CRI	Weight	Beam	Flux	CCT	Color	Push dimm Code
29 W	=95 min.	1,50 kg	102°	1796 lm	3000 K	○	M3085W20
			56°	2053 lm	3000 K	◑	M3085W00

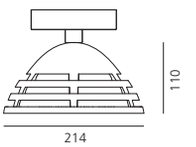



220/240Vac 50/60Hz electronic ballast included.

IP20

Incipit

Suspension

W	CRI	Weight	Beam	Flux	CCT	Color	Push dimm Code
40 W	=95 min.	3,50 kg	144°	2784 lm	3000 K	○	M3072W20
			38°	3180 lm	3000 K	◑	M3072W00

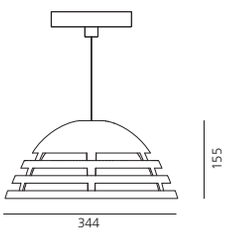



220/240Vac 50/60Hz electronic ballast included.

IP20

Ceiling

W	CRI	Weight	Beam	Flux	CCT	Color	Push dimm Code
40 W	=95 min.	3,50 kg	144°	2784 lm	3000 K	○	M3082W20
			38°	3180 lm	3000 K	◑	M3082W00

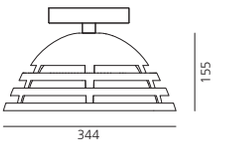



220/240Vac 50/60Hz electronic ballast included.

IP20

Eggboard

Giacobone & Roj - CMR Project
2014





Eggboard



- LED 16W direct / 23W indirect
  LED 31W direct / 40W indirect
- 2626 lumen direct / 4234 lumen indirect
  1313 lumen direct / 2117 lumen indirect
- MacAdam 3SDC
- Beam: XF
- CCT: 3000K / 4000K
- CRI=80 (min.)
- Life=L70 (6K)=60000h
- UGR<19
- IP 20 ⏚



XF = Extra flood
(>45°)



XF = Extra flood
(>45°)

- Suspension appliance with sound-absorbing properties ensured by an unusual sinusoidal cross-section design of the lower surface and the use of a sound-absorbing material.
- Acoustic efficiency is ensured within a limited space by positioning at approximately one metre above the head of the speaker and listener.
- Direct emission: a board with a high number of low-voltage LEDs ensures maximum lighting comfort.
- Reflectors can be rotated for use on single or counterposed double desk.
- Complies with the norms on office activities that involve the use of video-terminals (UGR<19).
- Available in 3 colours (white, grey, green) and 2 different sizes (1600X800mm - 800X800mm).







Eggboard acoustic panel





The sound-absorbing material acts by reducing the reverberation time (i.e. the time required to reduce any noise inside the room by 60 db, so as to ensure that any echoes due to reflections on the walls are inaudible).

The frequency of human voice typically ranges from 1 to 4 kHz.

The use of materials capable to reduce these frequencies allows better understanding of speech and prevents the need to talk loudly to cover the background noise.

The sound-absorbing appliance should be located 400-600 mm off the ceiling to ensure optimal operation.

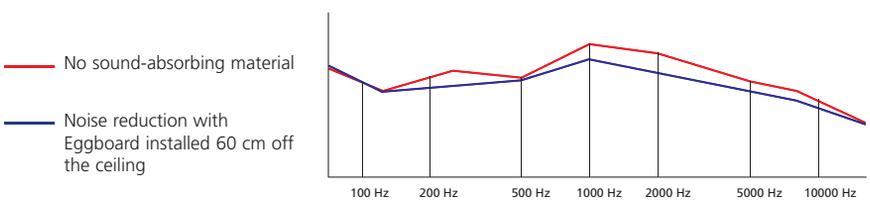

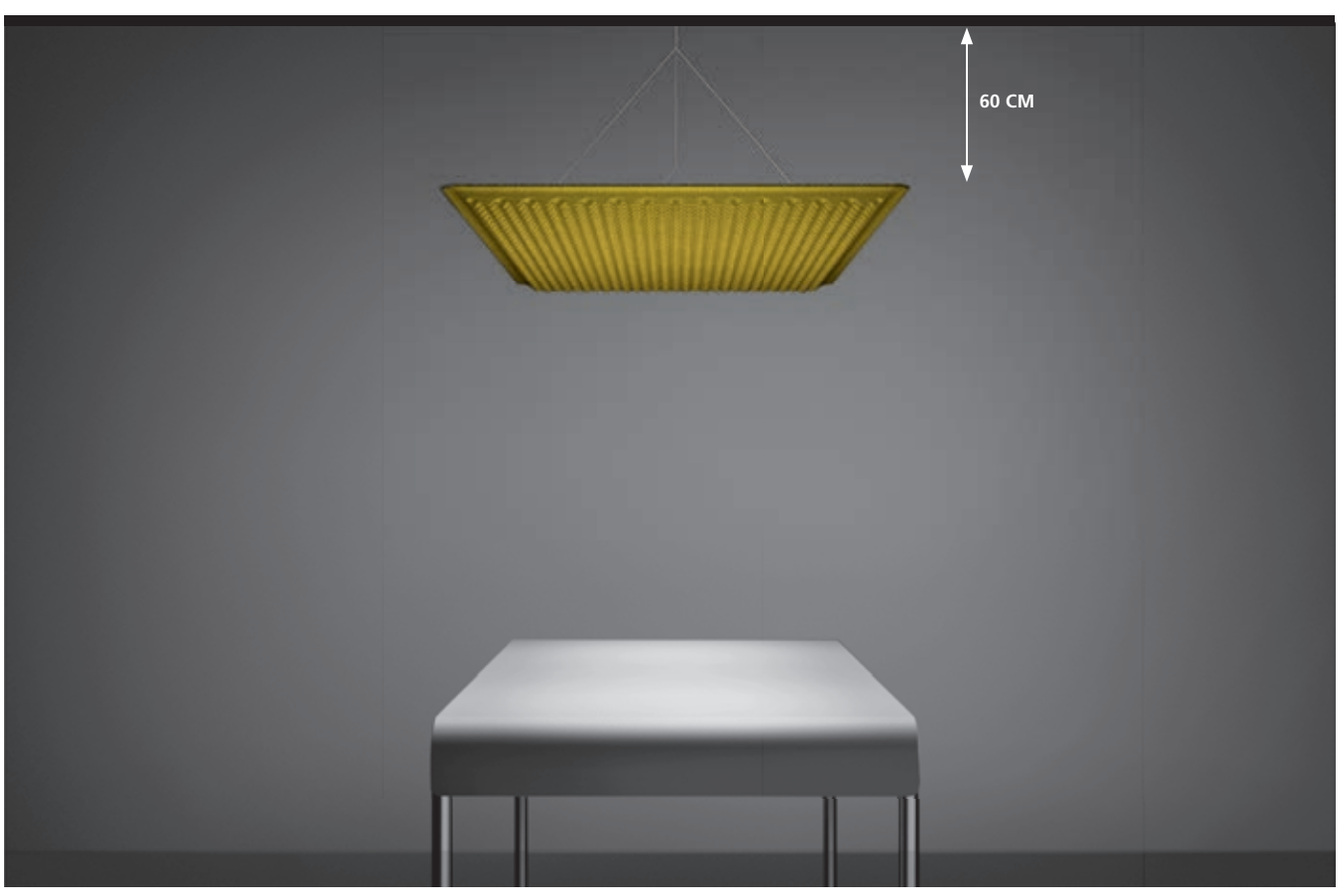

Eggboard Matrix 1 desk



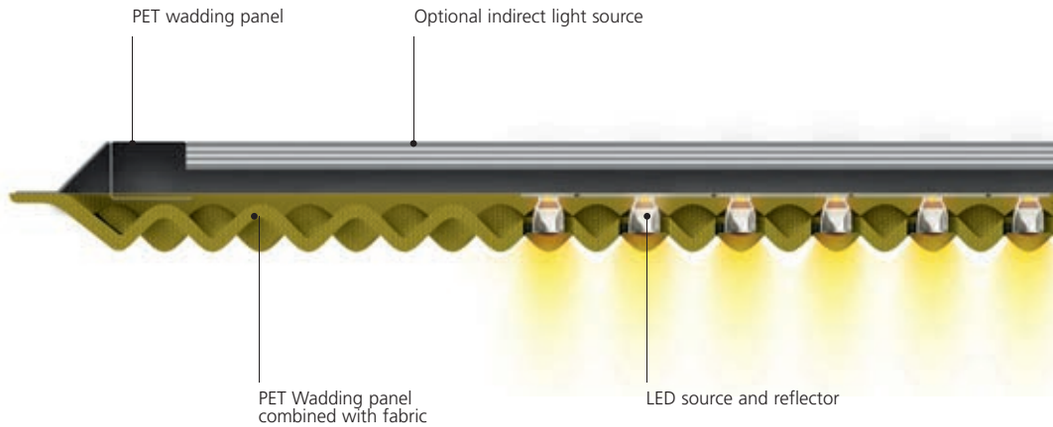



Rotating the elliptic-beam reflector along the Y axis allows to use the product to illuminate one workstation.

UGR < 12

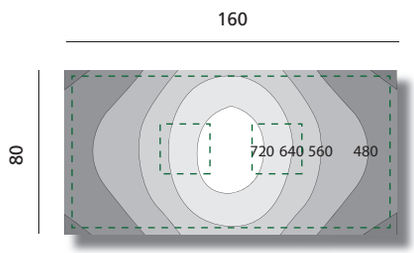



Eggboard Matrix 2 desk



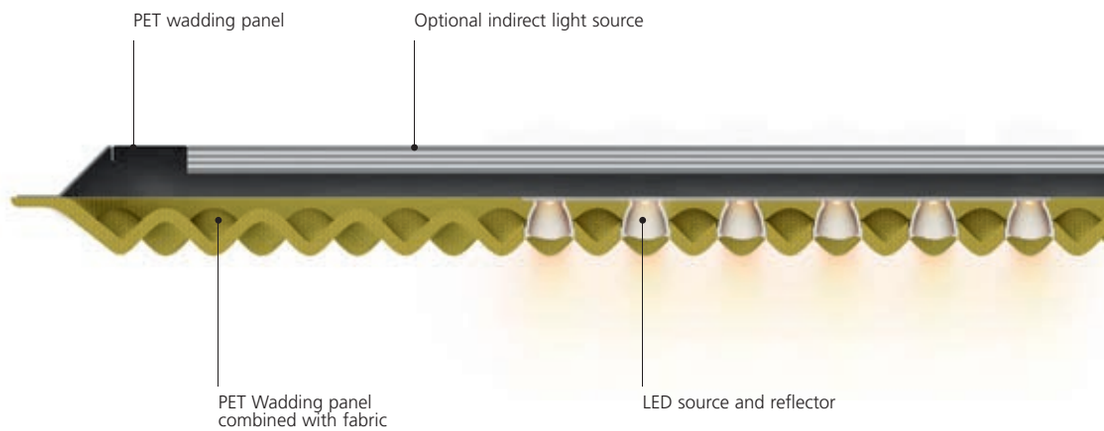



Rotating the elliptic-beam reflector along the X axis allows to use the product to illuminate two workstations.

UGR < 17

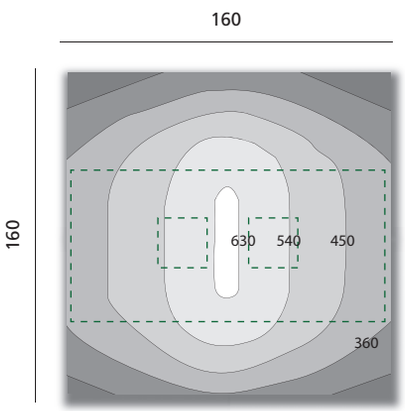



Eggboard

White ○ Grey ● Green ●

Eggboard Matrix Direct 1600X800

W	CRI	Weight	Beam	Flux	CCT	Color	Code
31 W	80	14 kg	XF	2626 lm	3000 K	○	M3100W21
						●	M3100W91
						●	M3100W51
				2626 lm	4000 K	○	M3100N21
						●	M3100N91
						●	M3100N51

Dimmable

220/240Vac 50/60Hz electronic ballast included.



IP20 ⏚

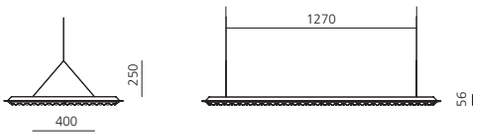

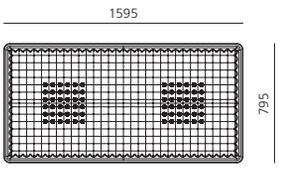

Eggboard Matrix Direct + Indirect 1600X800

W	CRI	Weight	Beam	Flux	CCT	Color	Code
31 W direct 44 W indirect	80	15 kg	XF	2626 lm direct 4030 lm indirect	3000 K	○ ●	M3101W21 M3101W91
						●	M3101W51
				2626 lm direct 4234 lm indirect	4000 K	○ ●	M3101N21 M3101N91
						●	M3101N51

Dimmable

220/240Vac 50/60Hz electronic ballast included.



IP20 ⏚

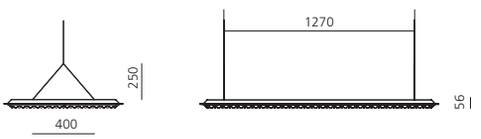

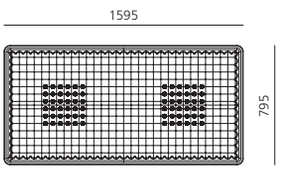

Eggboard 1600X800 (without light)

Weight	Color	Code
10 kg	○	M310820
	●	M310890
	●	M310850



IP20 ⏚

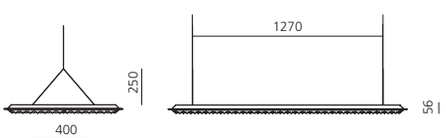

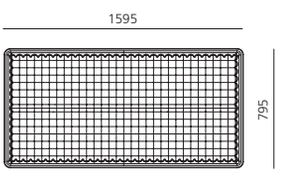

Eggboard

White ○ Grey ● Green ●

Eggboard Matrix Direct 800X800

W	CRI	Weight	Beam	Flux	CCT	Color	Code
16 W	80	7 kg	XF	1313 lm	3000 K	○	M3102W21
						●	M3102W91
						●	M3102W51
				1313 lm	4000 K	○	M3102N21
						●	M3102N91
						●	M3102N51

Dimmable

220/240Vac 50/60Hz electronic ballast included.



IP20

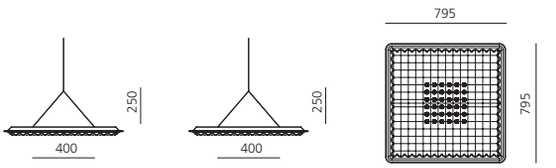

Eggboard Matrix Direct + Indirect 800X800

W	CRI	Weight	Beam	Flux	CCT	Color	Code
16 W direct 23 W indirect	80	7,5 kg	XF	1313 lm direct 2015 lm indirect	3000 K	○	M3103W21
						●	M3103W91
						●	M3103W51
				1313 lm direct 2117 lm indirect	4000 K	○	M3103N21
						●	M3103N91
						●	M3103N51

Dimmable

220/240Vac 50/60Hz electronic ballast included.



IP20

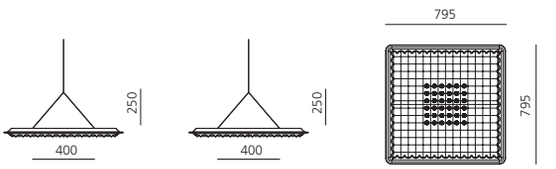

Eggboard 800X800 (without light)

Weight	Color	Code
5 kg	○	M310920
	●	M310990
	●	M310950



IP20

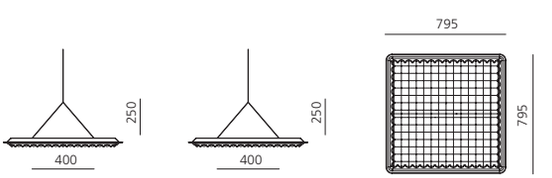





Silent Field

Carlotta de Bevilacqua, Laura Pessoni
2016







- LED 25 W
- 1800 lumen
- Beam: XF
- CCT 3000K
- CRI: =90
- IP20 ⏚



XF = extra flood
(>45°)

- Suspension appliance with sound absorption properties: the material's characteristics and the appliance's geometry ensure a reduced reverberation time.
- The sound absorption effect is optimized for the frequencies of human voice.
- The varying densities of the material used for the lower panel promote the absorption of different frequencies.
- Both the upper and the lower surface of the appliance feature sound-absorbing properties. Appropriate positioning of the appliance in space is crucial to optimize sound absorption.
- Each unit is equipped with 12 30°-adjustable LED spotlights based on a patented system.
- Available in five colour combinations.

Silent Fields

Black ● White ○ Orange ●

W	CRI	Beam	Flux	CCT	Color Optics	Code
25W	= 90	XF	1800 lm	3000K	○ ○	1012220A
					● ○	1012240A
					● ●	1012330A
					● ●	1012340A
					○ ● ● ○ ● ● ●	1012020A



IP20

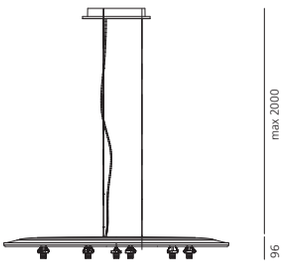

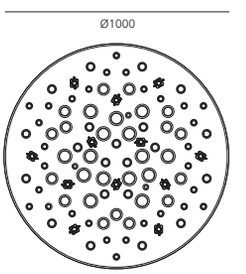

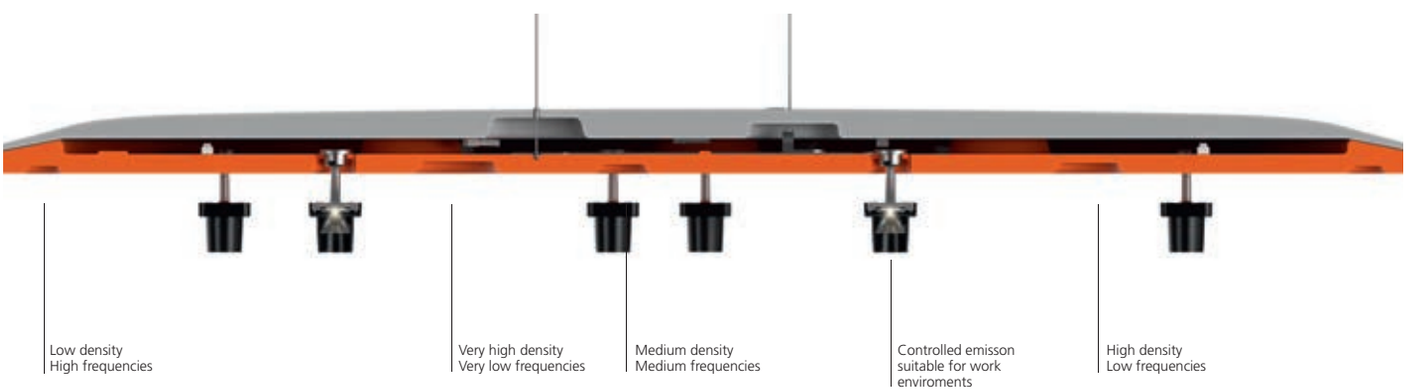



Nur Acoustic

Ernesto Gismondi
2016



- LED 95 W
- 5367 lumen
- CCT: 3000K
- CRI=90
- IP20 ⏚

XF = extra flood
(>45°)

- Suspension appliance with sound-absorbing properties: the material's characteristics and the geometry of the dome that captures soundwaves reduce the reverberation time.
- The sound-absorption effect is optimized for the frequencies of human voice.
- Direct and indirect emission.
- Two-colour: the white inside optimizes light diffusion.

Dark grey

W	CRI	Flux	CCT	Color	Code
95 W LED	=90	5367 lm	3000 K		A243700

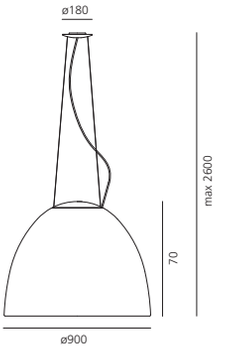

IP20



Chocolate floor

a.g Licht
2013 (LED)

product design award 2014

- COB LED 51 / 50 W indirect
  LED 30 / 45 W direct
- 3771 / 4036 lumen indirect
  1614 / 1727 lumen direct
- UGR <19
- MacAdam indirect 3SDC
  MacAdam direct 4SDC
- L70(6K)=50000 indirect
  L70(6K)=36300 direct
- CCT: 3000K / 4000K
- CRI indirect=80 (typ.)
  CRI direct=80 (min.).
- IP20



XF = extra flood
(>45°)

Chocolate terra LED

- Luminous flux distribution: Version 1 desk – 800x1600mm: Total flux produced consists of 35% direct emission and 65% indirect emission.
- Version 2 desk – 1600x1600mm: Total flux produced consists of 50% direct emission and 50% indirect emission.
- Two options of light management: dimmable with manual independent control of direct and indirect emission, or Interactive DALI system offering automatic control of illumination on the working plane. A single button allows you to set the desired light with Interactive DALI option.
- 2 colours: brown and white.
- Materials: head and stem in polished aluminium, base in polished aluminium, optics in metallized plastic, diffuser in clear polycarbonate.
- Compliant with standard EN60598-1 and other specific regulations.

Chocolate terra Fluo

- Floor lamp with direct-indirect lighting using 4x24 W or 6x24 W T16 and 2x55w TC-LEL light source.
- Light output ratio: 77% (TC-LEL version) and 67% (T16).
- Light distribution: 32% direct and 68% indirect (TC-LEL version), 34% direct and 66% indirect (T16).
- 4 levels of electronic light management depending on the version: electronic ballast with power switch, dimming control with manual light intensity adjustment, simple motion sensor with automatic on/off switching based on presence and light level, and interactive-DALI system combining a movement detector and a daylight sensor for auto-regulation in relation to people presence and variations in daylight.
- Optical unit and pole made of painted aluminum. Painted steel base.
- 2 colours: brown and white.
- Optics made of transparent polycarbonate fitted with a prismoptic type diffuser.
- Polycarbonate dust protection screen to be ordered separately.
- Complies with standard EN60598-1 and other specific standards.





Chocolate terra LED 1-desk



Chocolate terra LED 2-desks







The innovative optic system,
specifically made with
108 micro-reflectors, allows
a dazzle-free, controlled
and concentrated light emission
for single workspaces
(800x1600mm, 1-desk version)
or double workspaces
(1600x1600mm,
2-desks version).

The aluminium profile works
as heat sink to dissipate heat.

Driver and components
are located in the central
compartment.

The 4 LEDs located
in each corner are protected
by an integral anti-dust screen.

Chocolate terra LED

Brown ● White ○

LED 1 desk

W	Weight	CRI	Flux	CCT	Color	Dimmable Code	Interactive DALI Code
51 W indirect	14 kg	= 80 (min.)	3771 lm	3000 K	●	M036211	M036216
30 W direct			1614 lm		○	M036221	M036226
			4036 lm	4000 K	●	M036311	M036316
			1727 lm		○	M036321	M036326



IP20

Direct emission

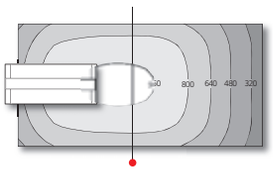

Indirect emission

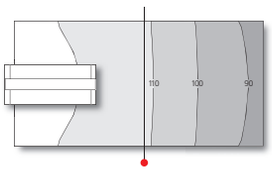

Double emission

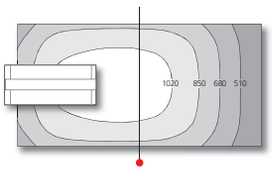

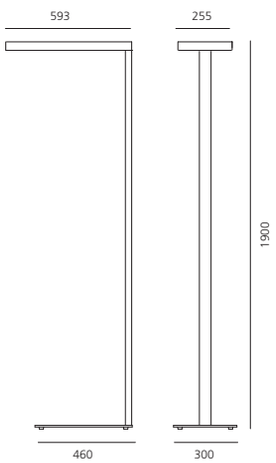

● **UGR < 19** transversely to a table

LED 2 desks

W	Weight	CRI	Flux	CCT	Color	Dimmable Code	Interactive DALI Code
50 W indirect	14 kg	= 80 (min.)	3680 lm	3000 K	●	M036411	M036416
45 W direct			2984 lm		○	M036421	M036426
			3938 lm	4000 K	●	M036511	M036516
			3193 lm		○	M036521	M036526

Direct emission

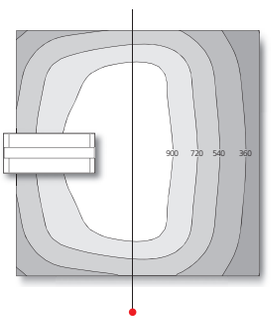

Indirect emission

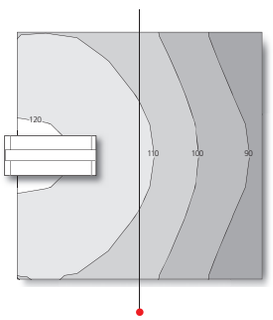

Double emission

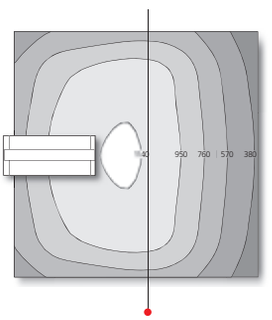

● **UGR < 19** transversely to a table

Eco comfort

W	Weight	CRI	Flux	CCT	Color	Non dimmable Code	Dimmable Code	Motion detector Code
77 W	14 kg	= 80 (min.)	7520 lm	3000 K	●	M0366W10	M0366W11	M0366W16
					○	M0366W20	M0366W21	M0366W26
			7918 lm	4000 K	●	M0366N10	M0366N11	M0366N16
					○	M0366N20	M0366N21	M0366N26

Chocolate terra Fluo

Chocolate floorTC-LEL
has been certified according to the Swiss top-quality Minergie® standard.

● Mocha ○ White



IP20 ⏚ 850°

T16 (G5)

W	Weight	Flux	Color	Non dimmable Code	Dimmable Code
4x24W	13,70Kg	7000 lm	●	M163910	M163911
			○	M163920	M163921
6x24W	14,00Kg	10500 lm	●	M164110	M164111
			○	M164120	M164121

W	Weight	Flux	Color	Interactive-DALI Code	Motion detector Code
4x24W	13,70Kg	7000 lm	●	M163916	M163919
			○	M163926	M163929
6x24W	14,00Kg	10500 lm	●	M164116	M164119
			○	M164126	M164129

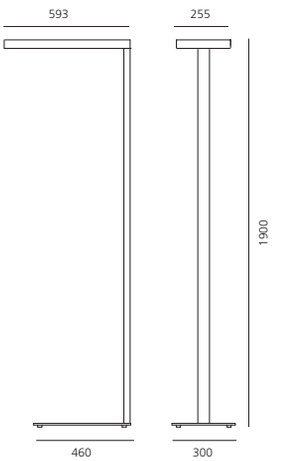

TC-LEL (2G11)

W	Weight	Flux	Color	Non dimmable Code	Dimmable Code
2x55 W	13,70Kg	9600 lm	●	M163810	M163811
			○	M163820	M163821

Color	Interactive-DALI Code
●	M163816
○	M163826

Accessories

	Code
 Polycarbonate dust protection screen (set of 2).	M164200
 Interactive-DALI remote control.	M104900

Isolux

Calculation parameters to issue isolux curve diagrams: Office with one work station.
Length x width x height 5,00x5,00x2,70m.
Reflectance factors ceiling/walls/floor 70/50/20%.
Working plan 1,60x0,80x0,75m.
Maintenance factor 0,90WF.

Chocolate floor T16
T16 (G5) 4x24W.
Em (desk) 382lux.

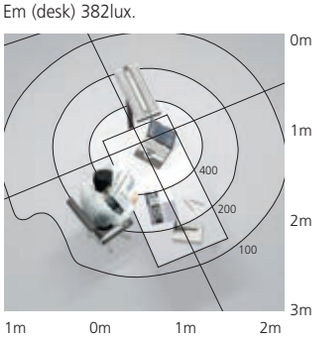

T16 (G5) 6x24W.
Em (desk) 606lux.

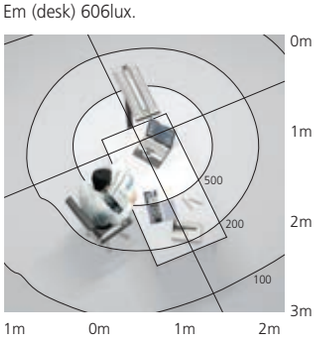

Chocolate floor TC-LEL
TC-LEL (2G11) 2x55W.
Em (desk) 501lux.

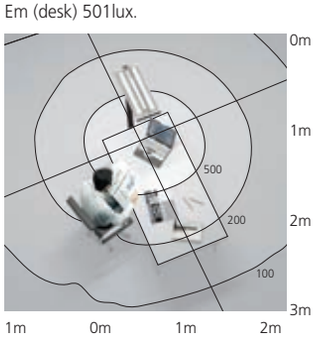

Chocolate sospensione

a·g Licht
2009



- LED 63 W
- 3868 / 4136 lumen
- MacAdam 4SDC
- L70(6K)>50000h
- CCT: 3000K / 4000K
- CRI=80 (min.)
- Fluo 28 / 54 W
- 5200 / 8900 lumen
- IP20



XF = Extra flood
(>45°)

- Single pendant light with direct-indirect lighting using Led and 2x28 W and 2x54 W T16 fluorescent lamps.
- Aluminium body.
- 2 colours: mocha and white.
- Optics made of transparent polycarbonate fitted with a prismoptic diffuser.
- Electronic control gear, or DALI-SwitchDim dimmable electronic control gear.
- Emergency lighting on request.
- Polycarbonate dust protection cover.
- Quick adjustment steel suspension cables.
- Complies with standard EN60598-1 and other specific standards.

Chocolate sospensione

Mocha ●
White ○

LED						Non dimmable	DALI dimmable
W	CRI	Weight	Flux	CCT	Color	Code	Code
63 W	=80	4,6Kg	3868 lm	3000 K	●	M113610	M113611
					○	M113620	M113621
			4136 lm	4000 K	●	M113710	M113711
					○	M113720	M113721

220/240Vac 50/60Hz electronic ballast included.



IP20 ⏚ 850°

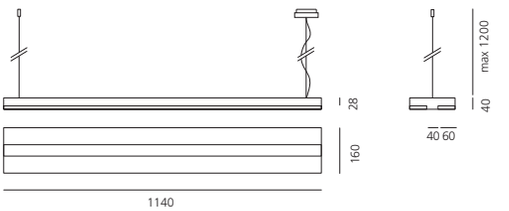

T16 (G5)					Non dimmable	DALI dimmable
W	EC	Weight	Flux	Color	Code	Code
2x28 W	1	1,9Kg	5200 lm	●	M164710	M164811
				○	M164720	M164821
2x54 W	1	1,9Kg	8900 lm	●	M164810	
				○	M164820	

220/240Vac 50/60Hz electronic ballast included.

Chocolate parete

a·g Licht
2008



- LED 16 / 31 W
- 3868 / 4136 lumen
- MacAdam 4SDC
- CCT: 3000K 4000K
- CRI=80 (min.)
- Fluo 24 W
- 3500 / 52500 lumen
- IP20 ⏚



XF = Extra flood
(>45°)

- Wall lamp with direct-indirect lighting using LED or 2x24 W and 3x24 W T16 fluorescent light source.
- Painted aluminum body.
- 2 colours: mocha and white.
- Optics made of transparent polycarbonate fitted with a prismoptic type diffuser.
- Electronic control gear.
- Polycarbonate dust protection screen.
- Complies with standard EN60598-1 and other specific standards.

Chocolate parete

Mocha ●
White ○

LED L 585

W	CRI	Weight	Flux	CCT	Color	Non dimmable Code
16 W	=80	1,9Kg	1210 lm	3000 K	●	M112410
					○	M112420
				4000 K	●	M112510
					○	M112520

220/240Vac 50/60Hz electronic ballast included.



IP20 ⏚ 850°

LED L 1145

W	CRI	Weight	Flux	CCT	Color	Non dimmable Code
31 W	=80	3,7Kg	2262 lm	3000 K	●	M112610
					○	M112620
			2420 lm	4000 K	●	M112710
					○	M112720

220/240Vac 50/60Hz electronic ballast included.

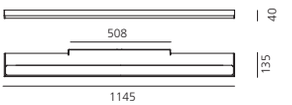

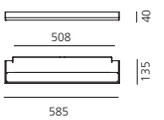

T16 (G5)

W	Weight	Flux	Color	Non dimmable Code
2x24 W	1,9Kg	3500 lm	●	M164510
			○	M164520
3x24W	1,9Kg	5250 lm	●	M164610
			○	M164620

Polycarbonate dust protection screen included.



IP20 ⏚ 850°

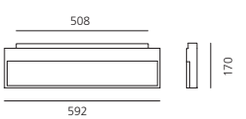

90°

Ernesto Gismondi
2014

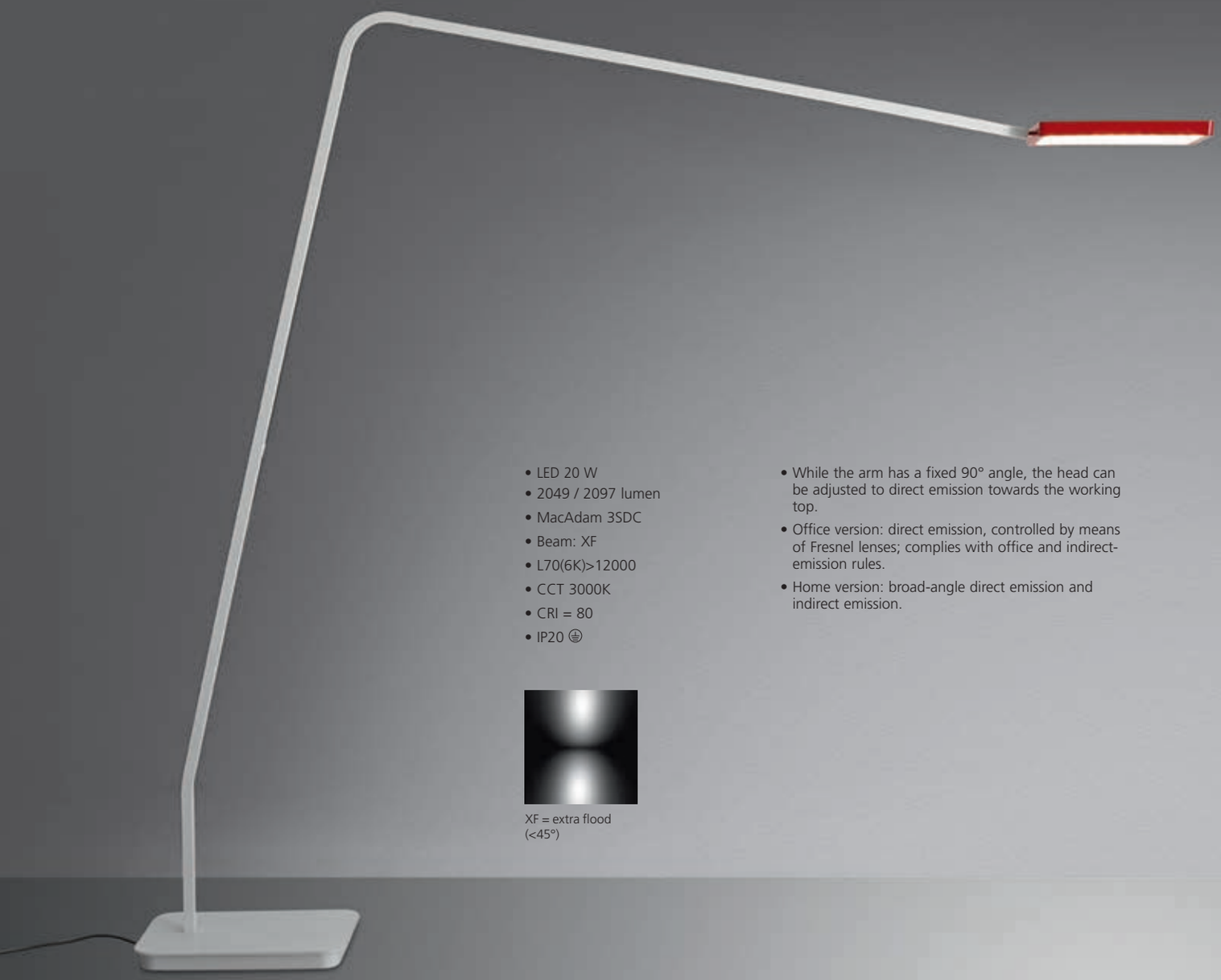

- LED 20 W
- 2049 / 2097 lumen
- MacAdam 3SDC
- Beam: XF
- L70(6K)>12000
- CCT 3000K
- CRI = 80
- IP20 ⏚

XF = extra flood
(<45°)

- While the arm has a fixed 90° angle, the head can be adjusted to direct emission towards the working top.
- Office version: direct emission, controlled by means of Fresnel lenses; complies with office and indirect-emission rules.
- Home version: broad-angle direct emission and indirect emission.

Red / White

90° Home

W	CRI	Weight	Beam	Flux	CCT	Color	Code
20 W	=80	18,6 kg	XF	2049 lm	3000K		1931010A

90° Office

W	CRI	Weight	Beam	Flux	CCT	Color	Code
20 W	=80	18,6 kg	XF	2097 lm	3000K		1930010A

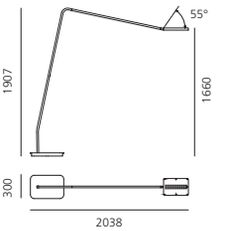

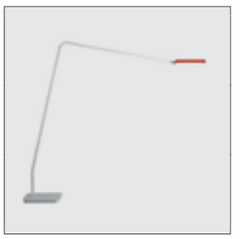

IP20

220/240Vac 50/60Hz electronic ballast included.



Kalifa floor

Ernesto Gismondi
2005

- Fluo TC-LEL (2G11) 4x55 W, Fluo TC-LEL (2G11) 2x80 W
- 19200 / 6000 lumen
- UGR <19
  L<3000 cd/m² @65°
- IP20



XF = Extra flood
(>45°)

- A range of floor lamps with direct-indirect lighting using 55w and 80w TC-LEL fluorescent lamps.
- Optical unit and pole in extruded aluminium with a white or grey paint finish.
- Steel base.
- 3 versions: comfort and prismoptic.
- 4mm thick screen-printed tempered glass comfort diffuser: light distribution: 87% indirect and 13% direct.
- Polycarbonate prismoptic diffuser: light output ratio of up to 71%. light distribution: 76% indirect and 24% direct (kalifa floor prismoptic III).
- 4 levels of electronic light management: electronic ballast with twin switch (50% / 100%), dimming control with manual light intensity adjustment, simple motion sensor with automatic on/off switching based on presence and light level, and interactive-DALI system combining a movement detector and a daylight sensor for auto-regulation in relation to people presence and variations in daylight.
- Polycarbonate dust-protection screen as an optional extra.
- Complies with standard EN60598-1 and other specific standards.

Isolux

Calculation parameters to issue isolux diagrams:
Office with one work station.
Length x width x height
5,00x5,00x2,70m.
Reflectance factors ceiling/walls/floor:
70/50/20%.
Working plane 1,60x0,80x0,75m.
Maintenance factor 0,90WF.

Kalifa terra prismoptic I
TC-LEL (2G11) 4x55W.
Em (desk) 854 lux.

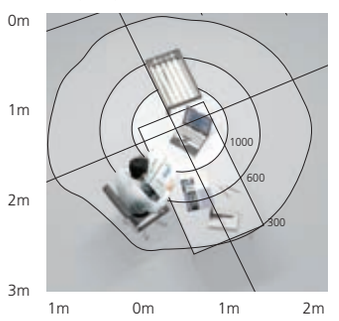

Kalifa terra prismoptic III
TC-LEL (2G11) 2x80W.
Em (desk) 542lux.

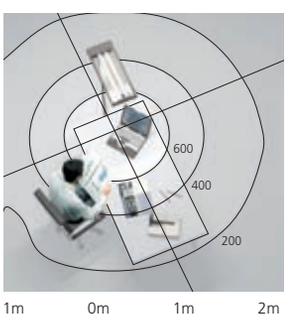

Kalifa terra comfort
TC-LEL (2G11) 4x55W.
Em (desk) 372lux.

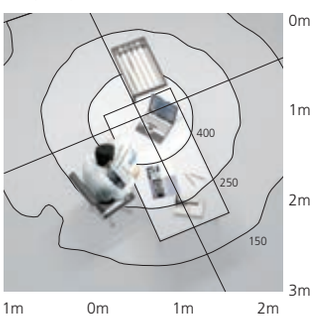

CB Richard Ellis, Frankfurt Main (Germany)
Photo: Fabian Aurel Hild

Kalifa floor comfort

White ○ Grey ●

TC-LEL (2G11)

W	Weight	Beam	Flux	Color
4x55 W	15 kg	XF	19200 lm	○ ●

Non dimmable	Dimmable
Code	Code
M167820	M167821
M167890	M167891

Interactive DALI		Presence detector
Color	Code	Code
○	M167826	M167829
●	M167896	M167899



IP20

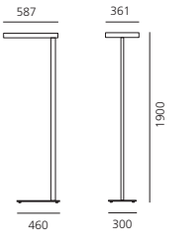

Kalifa floor prismoptic I

TC-LEL (2G11)

W	Weight	Stand	Beam	Flux	Color
4x55 W	14 kg	lateral	XF	19200 lm	○ ●

Non dimmable	Dimmable
Code	Code
M168420	M168421
M168490	M168491

Interactive DALI		Presence detector
Color	Code	Code
○	M168426	M168429
●	M168496	M168499



IP20

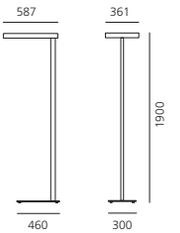

Kalifa floor prismoptic III

TC-LEL (2G11)

W	Weight	Stand	Beam	Flux	Color
2x80 W	13,5 kg	lateral	XF	6000 lm	○ ●

Non dimmable	Dimmable
Code	Code
M168920	M168921
M168990	M168991

Interactive DALI
Color	Code
○	M168926
●	M168996



IP20

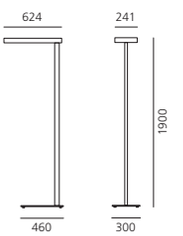

Components

		Code
	Polycarbonate dust-protection screen for Kalifa floor comfort and dark light	M168200
	Interactive-DALI remote control	M104900



CB Richard Ellis, Frankfurt Main (Germany)
Photo: Fabian Auret Hild

Kalifa wall

Ernesto Gismondi
2005



- Fluo TC-LEL (2G11) 2x55 W, T5 24 / 80W
- 9600 / 1750 / 6150 lumen
- IP20 ⏚



XF = Extra flood (>45°)

- A range of wall lamps with direct-indirect lighting using 1x24 W and 1x80 W T16, and 2x55w TC-LEL fluorescent lamps.
- Extruded aluminium body with white or grey paint finish, and 4mm thick screen-printed tempered glass.
- 3 size options: 100x587mm, 100x1487mm and 211x587mm.
- Light distribution: 82% indirect and 18% direct.
- Electronic control gear.
- Optional emergency lighting.
- Polycarbonate dust-protection screen.
- Complies with standard EN60598-1 and other specific standards.

White ○ Grey ●

TC-LEL (2G11)

W	Weight	Beam	Flux	Color	Non dimmable Code	+ emergency 1h Code
2x55 W	3,20 kg	XF	9600 lm	○	M024320	M024327
				●	M024390	M024397

220/240Vac 50/60Hz electronic ballast included.



IP20 ⏚
850°

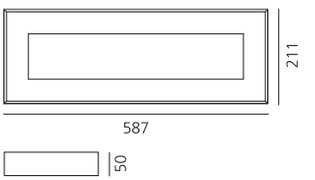

T16 (G5)

W	Length	Weight	Beam	Flux	Color	Non dimmable Code
24 W	587 mm	1,90 kg	XF	1750 lm	○	M024120
					●	M024190
80 W	1487 mm	3,70 kg	XF	6150 lm	○	M024220
					●	M024290



IP20 ⏚
850°

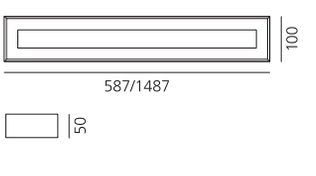



Innowatio spa, Kilometro Rosso Science & Technology Park, Bergamo (Italy),
Arch.: Giovanni Rizzi Architetto



Innovatio spa, Kilometro Rosso Science & Technology Park, Bergamo (Italy).
Arch.: Giovanni Rizzi Architetto

Surf System

Neil Poulton
1998





Surf System

Surf System suspension

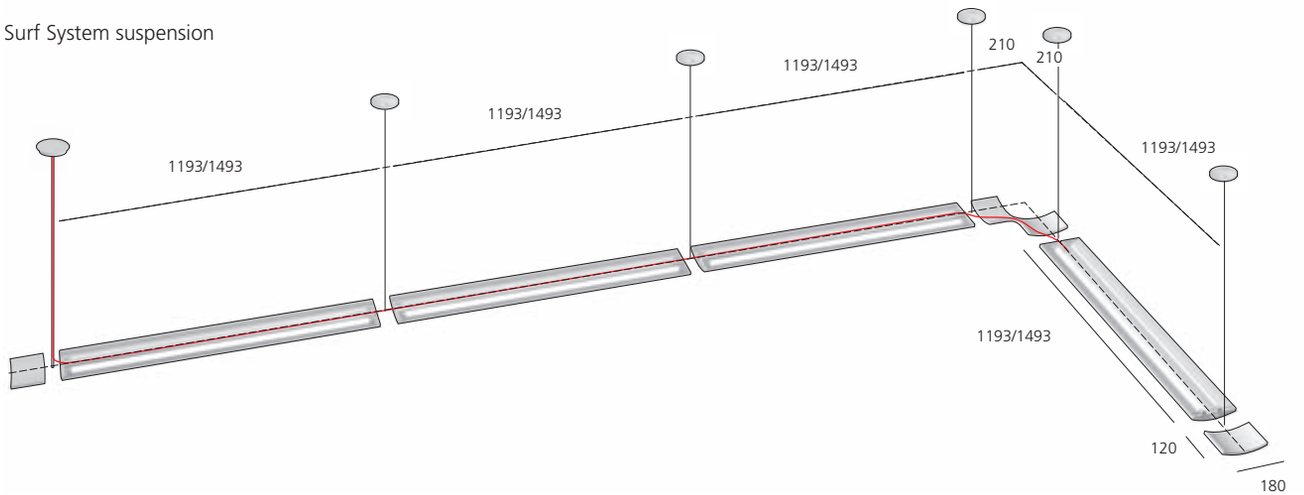

Surf System wall

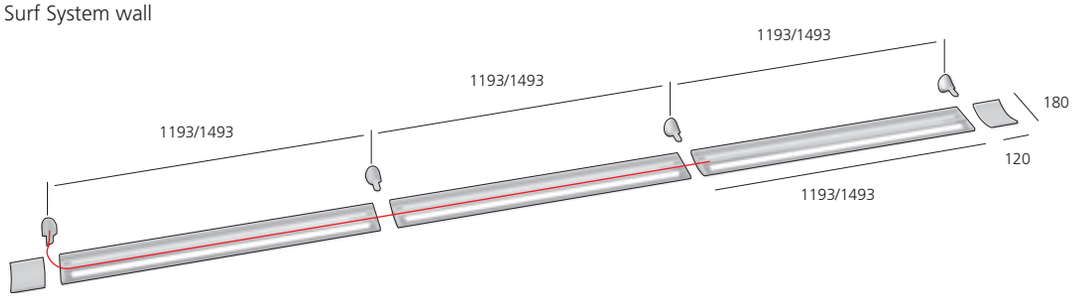

- LED 65 W
- 6305 / 6635 lumen
- Beam: XF
- MacAdam 4SDC
- L70(6K)>50000h
- CCT: 3000K / 4000K
- CRI=80 (min.)
- Fluo T16 (G5) 2x14 / 2x80 W.
- 2400 / 12300 lumen
- IP20 ⏚



XF = Extra flood
(>45°)

- High-performing LED and 2x14 W to 2x80 W T16 fluorescent lamps modular system with indirect emission.
- Ceiling-mounted or suspended.
- Single installation, in line or angled (L-shaped / 90°, 2-ways, 3-ways, 4-ways).
- For LED: non-dimmable electronic power supply, DALI dimmable or interactive DALI system, combining presence detector and daylight sensor.
- For Fluo: Electronic ballast, or DALI dimmable electronic ballast, or interactive-DALI system combining a movement detector and a daylight sensor for auto-regulation in relation to people presence and variations in daylight. Emergency lighting as an optional extra.
- Materials: white or grey painted extruded aluminium body, extruded polycarbonate dust-protective screen.
- 'Quick'-adjustable steel suspension cables.
- Compliant to standard EN62471, EN60598-1 and other specific regulations.



Eurizon Capital - Milan (Italy)
Arch: Silvia Suardi, Segzin Aksu, Photo: Beppe Raso

Surf System

White ○ Grey ●

LED

W	Length	CRI	Weight	Flux	CCT	Color	Non dimmable Code	DALI dimmable Code
65 W	1193 mm	80 (min)	5,10 kg	6305 lm	3000 K	○	M095120	M095121
						●	M095190	M095191
				6635 lm	4000 K	○	M095220	M095221
						●	M095290	M095291

220/240Vac 50/60Hz electronic ballast included.



IP20 ⏚ 960°



T16 (G5)

	Length	Weight	Flux	Color	Non dimmable Code	DALI Code	Interactive-DALI Code
2x14 W	593 mm	2,50 kg	2400 lm	○	M091520		
				●	M091590		
2x28 W	1193 mm	3,60 kg	3200 lm	○	M090020	M094720	
				●	M090090	M094790	
2x35 W	1493 mm	4,50 kg	6600 lm	○	M090120	M094820	
				●	M090190	M094890	
2x54 W	1193 mm	3,60 kg	8900 lm	○	M094520	M094925	M094926
				●	M094590	M094995	M094996
2x80 W	1493 mm	4,50 kg	12300 lm	○	M094620	M091125	
				●	M094690	M091195	

220/240Vac 50/60Hz electronic ballast included.
Surf module 2x80W is equipped with 2 power supplies and therefore it occupies 2 DALI addresses.

T16 (G5)

	Length	Weight	Flux	Color	+ emergency 1h Code
2x24 W	1193 mm	3,60 kg	2500 lm	○	M097620
				●	M097690
2x28 W	1773 mm	5,60 kg	3200 lm	○	M091220
				●	M091290
2x35 W	2073 mm	6,50 kg	6600 lm	○	M091320
				●	M091390

220/240Vac 50/60Hz electronic ballast included.

White ○ Grey ●

Accessories

	Color	Code
 **End cap** 120x180 mm 0,70 kg	○ ●	M090220 M090290
 **L-shaped connector** 300x300 mm 1,50 kg	○ ●	M090320 M090390
 **3-way connector** 421x300 mm 2,30 kg	○ ●	M090420 M090490
 **4-way connector** 421x421 mm 3,00 kg	○ ●	M090520 M090590
 **Steel suspension cable** ceiling plate ⌀100 mm	○ ●	M090620 M090690
 **3 core suspension cable** (3x1,5 mm^2) ceiling plate ⌀100 mm L 1100 mm	○ ●	M090720 M090790
5 core suspension cable (3x1,5 mm^2 +2x0,5 mm^2) ceiling plate ⌀100 mm L 1100 mm	○ ●	M091820 M091890
 **Wall fixing without power supply** 55x90 mm protusion 50 mm	○ ●	M090820 M090890
 **Wall fixing with power supply** (3x1,5 mm^2) 55x90 mm protusion 50 mm	○ ●	M090920 M090990
 **Interactive-DALI remote control**		M104900
 **Interactive-DALI kit** ⌀86mm, white, recessed. Can be connected to a max. 11 DALI dimmable units (slave modules). Operated through an Interactive-DALI remote control or optional. ⌀72		M074030
 **Recessed motion sensor** for Interactive-DALI system. ⌀64		M074130





Surf wall

Neil Poulton
1998



- LED 35 W
- 2930 / 3078 lumen
- Beam: XF
- MacAdam 3SDC
- L70(6K)>50000h
- CCT: 3000K / 4000K
- CRI=80 (typ.)
- IP20

- High-performing LED wall-mounted light fitting.
- More than 3400 lm flux installed.
- High efficiency: more than 70 lumen per watt.
- Materials: body in white or grey painted aluminium.
- Non-dimmable electronic power supply or dimmable DALI options.
- Compliant to standard EN62471, EN60598-1 and other specific regulations.



XF = Extra flood
(>45°)

Surf wall

White ○ Grey ●

Surf wall 300

LED							Non dimmable	DALI
W	CRI	Weight	Beam	Flux	CCT	Color	Code	Code
35 W	=80	1,40 kg	XF	2930 lm	3000 K	○	M060120	M060121
						●	M060190	M060191
				3078 lm	4000 K	○	M060220	M060221
						●	M060290	M060291

220/240Vac 50/60Hz electronic ballast included.



IP20 ⏚ 960°

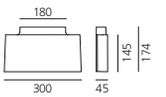

LED retrofit (R7s)					
W	Weight	Beam	Color	Code	
max 300 W R7s	1,00 kg	XF	○	M060955	
			●	M060966	





General Lighting

410 Alphabet of Light
422 Ameluna
438 Tagora
460 Una Pro Putrella
464 Kao
470 Mouette
476 Twist
478 Absolu
480 Nuboli
482 Calenda
486 Solar LED
490 Kalifa Recessed
492 Pixel Mesh



Alphabet of Light

BIG
2016





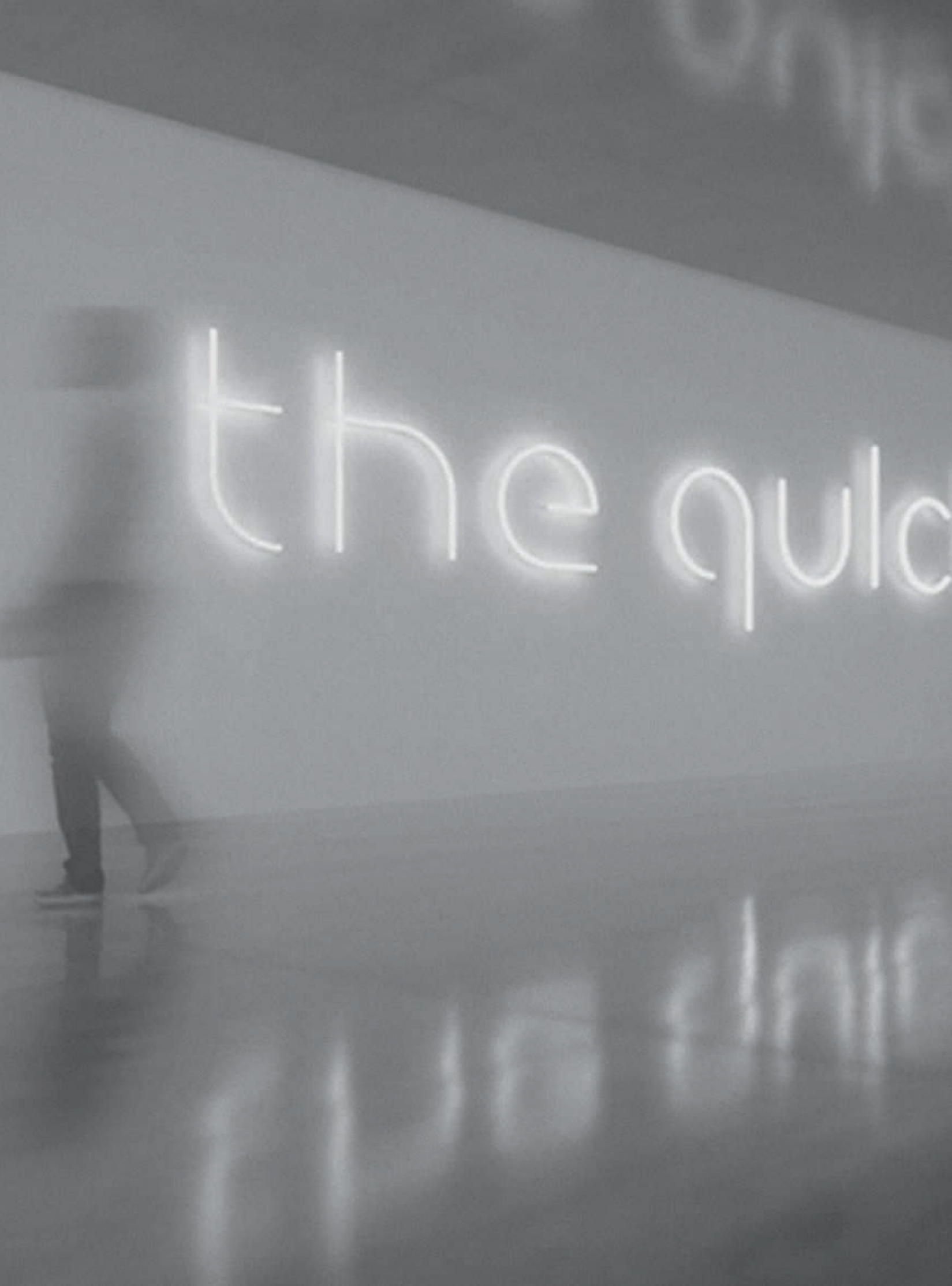
the qulc


k brou fox jumps

Alphabet of Light

- BIG starts from an abacus of plain elements to design a new font that turns into light and gives life to 29 upper-case letters, 29 lower case letters, and 10 numbers.
- The luminous elements and the joints are made of injection-moulded opaline PMMA.
- The inner elements supporting the LED strips are made of white injection-moulded PC.
- The supporting pins are made of polished aluminium.
- The patented optical principle allows to obtain uniform 360° emission, thus ensuring high system efficiency.







Uppercase
- LED 9 / 39 W
- 750 / 3200 lumen
- CCT 3000K
- CRI=80

Lowercase
- LED 6 / 28 W
- 500 / 2250 lumen
- CCT 3000K
- CRI=80

Numbers
- LED 17 / 32 W
- 1400 / 2600 lumen
- CCT 3000K
- CRI=80



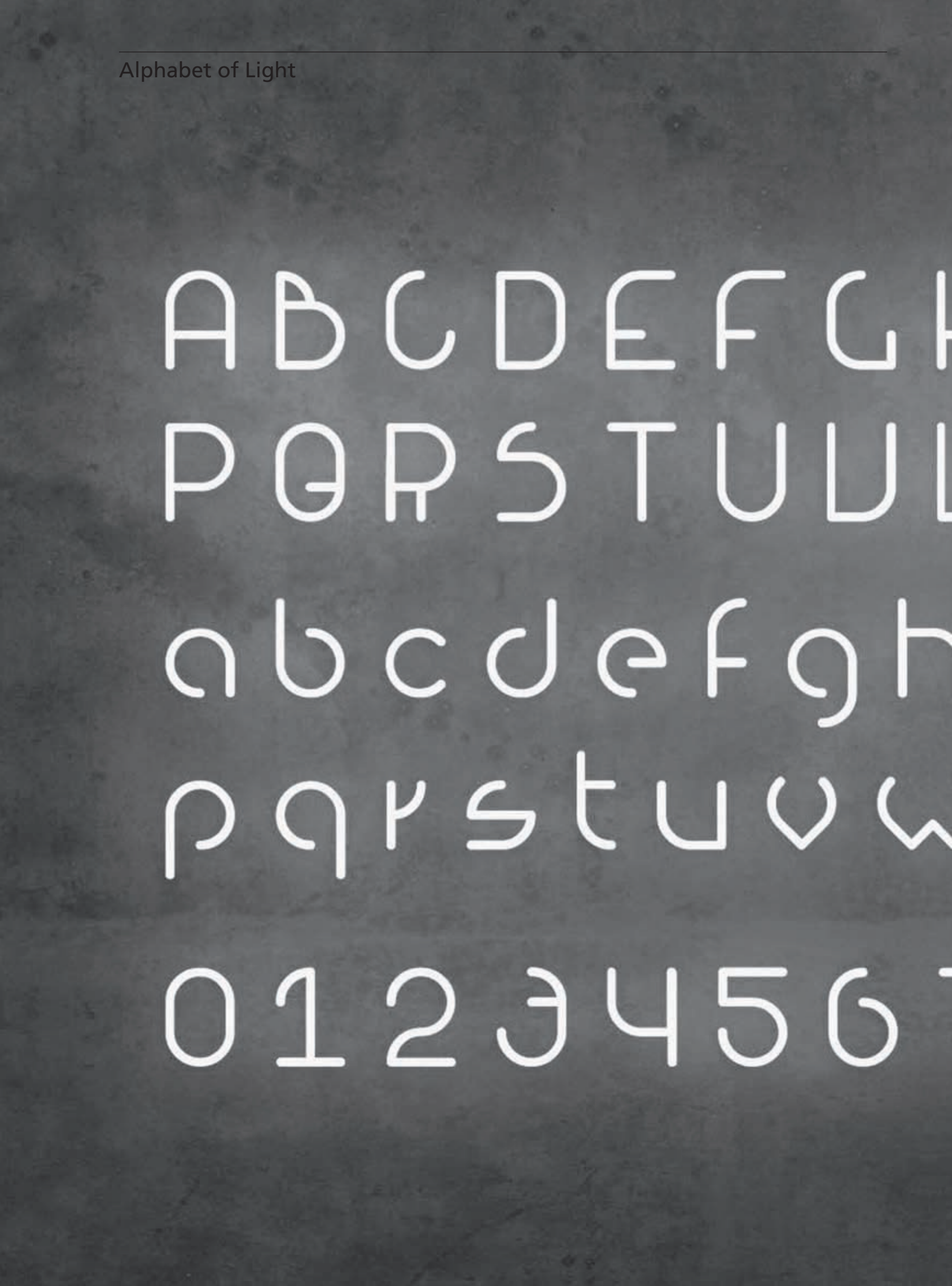
ABCDEFG
PQRSTUV
abcdefgh
pqrstuvw
0123456

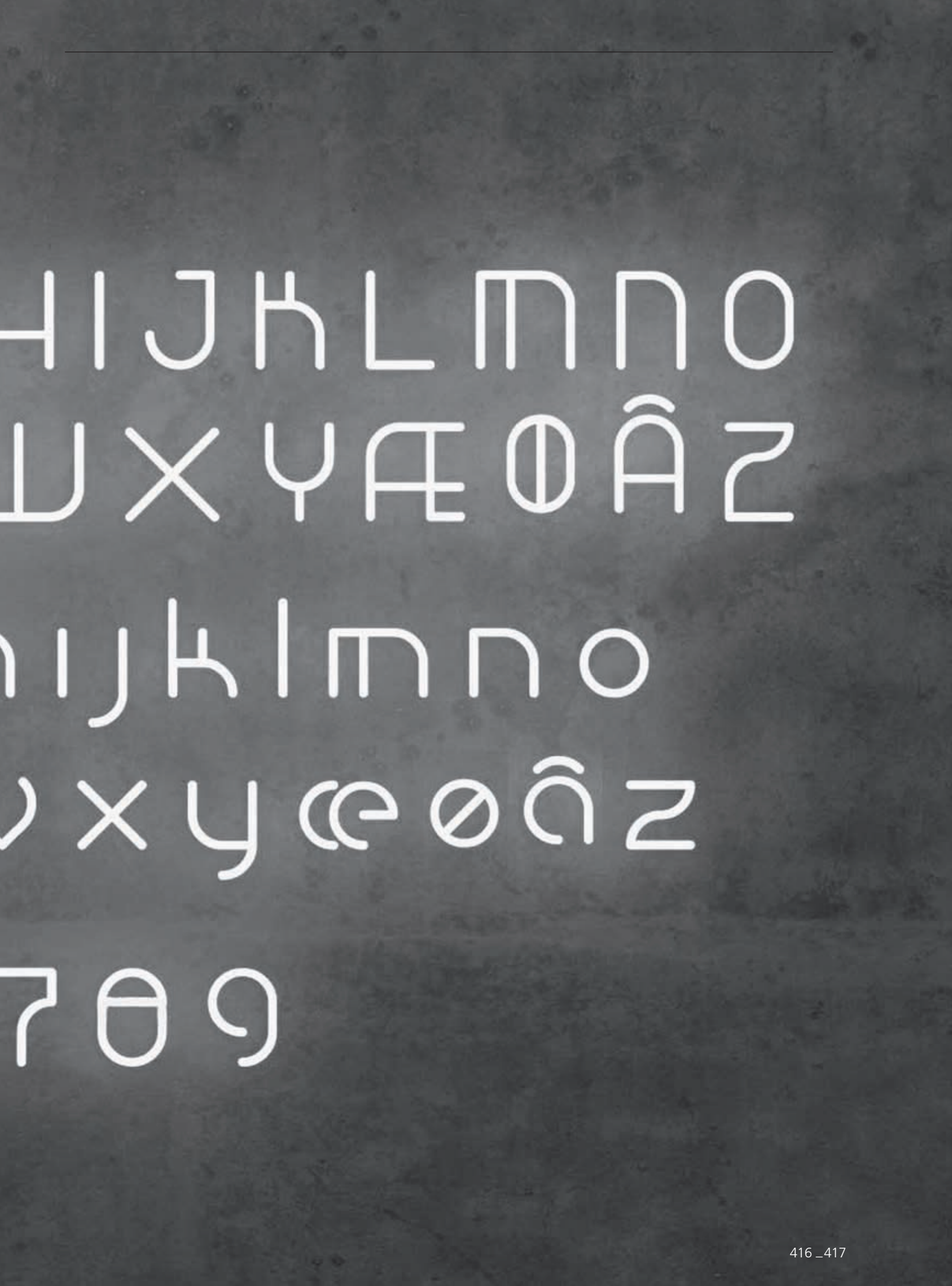
HIJKLMNO
WXYÆØÂZ
hijklmno
wxyæøâz
789


big

Alphabet of Light Components



1. Create the supporting frame and provide for power connections for the individual letters.



2. Connect panel b to power source.



3. Fix panel b and connect panel ı to power source.



4. Fix panel ı and connect panel g to power source.



5. Fix panel g and close using the supplied panels.



6. Complete closing using the supplied panels.



7. Frame ready for finishing.



8. Apply the gauze and plaster flush with the gaps between panels.



9. Final painting.

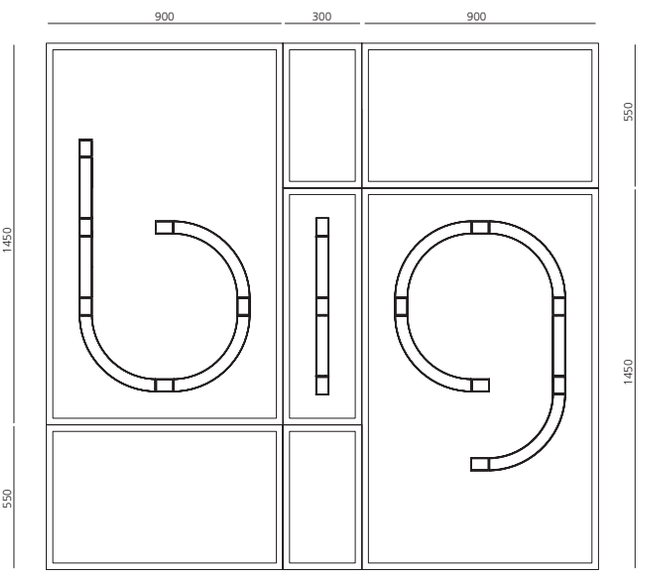

The letters are provided mounted on MDF panels to allow installation on any kind of wall. Installation requires creating a counter-frame to accommodate the drivers, supplied separately, and the power cables.

A configuration software is available to calculate the necessary usable surface, as well as to identify the codes required to implement the desired project.

Alphabet of Light

Opal white
○

Uppercase			Size	DALI	
Letter	W	Flux	H x L	Code	+ Support
A	28 W	2300lm	950 x 650	1201A00A	1211A00A
B	30 W	2450lm	950 x 650	1201B00A	1211B00A
C	18 W	1450lm	950 x 650	1201C00A	1211C00A
D	28 W	2300lm	950 x 650	1201D00A	1211D00A
E	23 W	1900lm	950 x 650	1201E00A	1211E00A
F	17 W	1400lm	950 x 650	1201F00A	1211F00A
G	19 W	1050lm	950 x 650	1201G00A	1211G00A
H	39 W	3200lm	950 x 650	1201H00A	1211H00A
I	9 W	750lm	950 x 50	1201I00A	1211I00A
J	19 W	1550lm	950 x 650	1201J00A	1211J00A
K	23 W	1900lm	950 x 650	1201K00A	1211K00A
L	30 W	2450lm	950 x 650	1201L00A	1211L00A
M	35 W	2900lm	950 x 650	1201M00A	1211M00A
N	23 W	1900lm	950 x 650	1201N00A	1211N00A
O	26 W	2100lm	950 x 650	1201O00A	1211O00A
P	28 W	2300lm	950 x 650	1201P00A	1211P00A
Q	29 W	3000lm	950 x 650	1201Q00A	1211Q00A
R	28 W	2300lm	950 x 650	1201R00A	1211R00A
S	21 W	1700lm	950 x 650	1201S00A	1211S00A
T	25 W	2050lm	950 x 650	1201T00A	1211T00A
U	22 W	1800lm	950 x 650	1201U00A	1211U00A
V	23 W	1900lm	950 x 650	1201V00A	1211V00A
W	23 W	1990lm	950 x 950	1201W00A	1211W00A
X	24 W	2000lm	950 x 900	1201X00A	1211X00A
Y	19 W	1550lm	950 x 650	1201Y00A	1211Y00A
Æ	38 W	3150lm	950 x 950	1201AE00A	1211AE00A
§	35 W	2850lm	950 x 650	1201§00A	1211§00A
£	33 W	2700lm	950 x 650	1201£00A	1211£00A
Z	25 W	2050lm	950 x 650	1201Z00A	1211Z00A

Numbers			Size	DALI	
Letter	W	Flux	H x L	Code	+ Support
0	26 W	2100lm	950 x 650	1200000A	1210000A
1	20 W	1650lm	950 x 650	1200100A	1210100A
2	26 W	2100lm	950 x 650	1200200A	1210200A
3	21 W	1700lm	950 x 650	1200300A	1210300A
4	20 W	1650lm	950 x 650	1200400A	1210400A
5	27 W	2200lm	950 x 650	1200500A	1210500A
6	23 W	1850lm	950 x 650	1200600A	1210600A
7	17 W	1400lm	950 x 650	1200700A	1210700A
8	32 W	2600lm	950 x 650	1200800A	1210800A
9	23 W	1850lm	950 x 650	1200900A	1210900A

Lowercase			Size	DALI	
Letter	W	Flux	H x L	Code	+ Support
a	18 W	1450lm	650 x 650	1202a00A	1212a00A
b	21 W	1700lm	950 x 650	1202b00A	1212b00A
c	15 W	1200lm	650 x 650	1202c00A	1212c00A
d	21 W	1700lm	950 x 650	1202d00A	1212d00A
e	18 W	1450lm	650 x 650	1202e00A	1212e00A
f	14 W	1150lm	950 x 350	1202f00A	1212f00A
g	23 W	1850lm	950 x 650	1202g00A	1212g00A
h	20 W	1650lm	950 x 650	1202h00A	1212h00A
i	6 W	500lm	650 x 50	1202i00A	1212i00A
j	11 W	900lm	950 x 350	1202j00A	1212j00A
k	20 W	1650lm	950 x 650	1202k00A	1212k00A
l	9 W	750lm	950 x 50	1202l00A	1212l00A
m	26 W	2150lm	650 x 950	1202m00A	1212m00A
n	17 W	1400lm	650 x 650	1202n00A	1212n00A
o	20 W	1600lm	650 x 650	1202o00A	1212o00A
p	21 W	1700lm	950 x 650	1202p00A	1212p00A
q	21 W	1700lm	950 x 650	1202q00A	1212q00A
r	11 W	900lm	650 x 350	1202r00A	1212r00A
s	19 W	1550lm	650 x 650	1202s00A	1212s00A
t	11 W	1150lm	950 x 350	1202t00A	1212t00A
u	17 W	1400lm	650 x 650	1202u00A	1212u00A
v	16 W	1300lm	650 x 650	1202v00A	1212v00A
w	22 W	1800lm	650 x 950	1202w00A	1212w00A
x	12 W	1000lm	650 x 650	1202x00A	1212x00A
y	22 W	1800lm	950 x 650	1202y00A	1212y00A
æ	28 W	2250lm	650 x 950	1202ae00A	1212ae00A
ø	26 W	2100lm	650 x 650	1202§00A	1212§00A
å	23 W	1850lm	650 x 650	1202£00A	1212£00A
z	22 W	1800lm	650 x 650	1202z00A	1212z00A

Driver	Vac	L_{mm}	W_{mm}	H_{mm}	IP	N° device		Code
75 W	220-240	180	52	30	20	1min - 2max	Non dimmable	DV1009

Ameluna

Mercedes-Benz Style
2016

Patent pending (IT) n° MI102016000025996



"Mercedes-Benz" and the styling of Ameluna
are intellectual property of Daimler AG.
They are used by Artemide S.p.A under license.



Ameluna

- 41W
- 3394 lumen
- MacAdam 3SDC
- Beam: XF
- CCT 3000K
- CRI= 80 (typ.)
- Life=L70 (9K)=50000

IP20

Ameluna discloses an innovative optoelectronic system integrated in the transparent frame. An aluminium band, a patent of innovation, which is welded with the optics, supports the led strip.The latter is also hidden behind the lower profi le, in order to maintain the purity of the form. The transparent body allows the light to be both direct and partially refracted.

- The geometric section and the optical features of the materials give life to a “light box” that ensures perfect control of the emission, despite transparency.
- A set of LED sources is installed along the lower profile, on a ring made of a thermo-conductive polymer, an innovative material that allows excellent heat dissipation.
- Emission is perfectly designed through careful selection of the materials constituting the “light box”. The special reflectance and transmittance properties, combined with a very low absorption coefficient, ensure that the light reflected from the inner surfaces of the section is scattered across the environment in a controlled and mostly direct way.
- Ameluna can be controlled with an On/Off switch or using a Push to adjusts its luminous intensity.
- Ameluna RGB can be controlled using 2 different Push (one for white light and one for the RGB spotlight) and the Ameluna App. Control via push button has always priority over control with the App (when the Push are operated, the commands sent via bluethooth from the smartphone or tablet are ignored).



Ameluna white



Ameluna RGB





Ameluna RGB





Ameluna APP

The high-tech competence of Ameluna RGB, is conveyed both by optoelectronic innovation and by the IoT interaction. Light in every interior, be it a car or a personal or public space, can be part of the Internet of Things and follow human perception and experience as scenarios change. A new design frontier where light creates both experience and interaction. The Ameluna App enables an utterly new experience with ligh through a surprising, simple, and intuitive approach. A BLE mesh protocol based on high safety standards allows to connect with Ameluna using a variety of mobile devices, as well as to create, change, or set up different lighting scenarios matching every occasion and to choose the intensity of white light and colour.

Download link:
https://itunes.apple.com/it/app/ameluna/id1181569128?mt=8



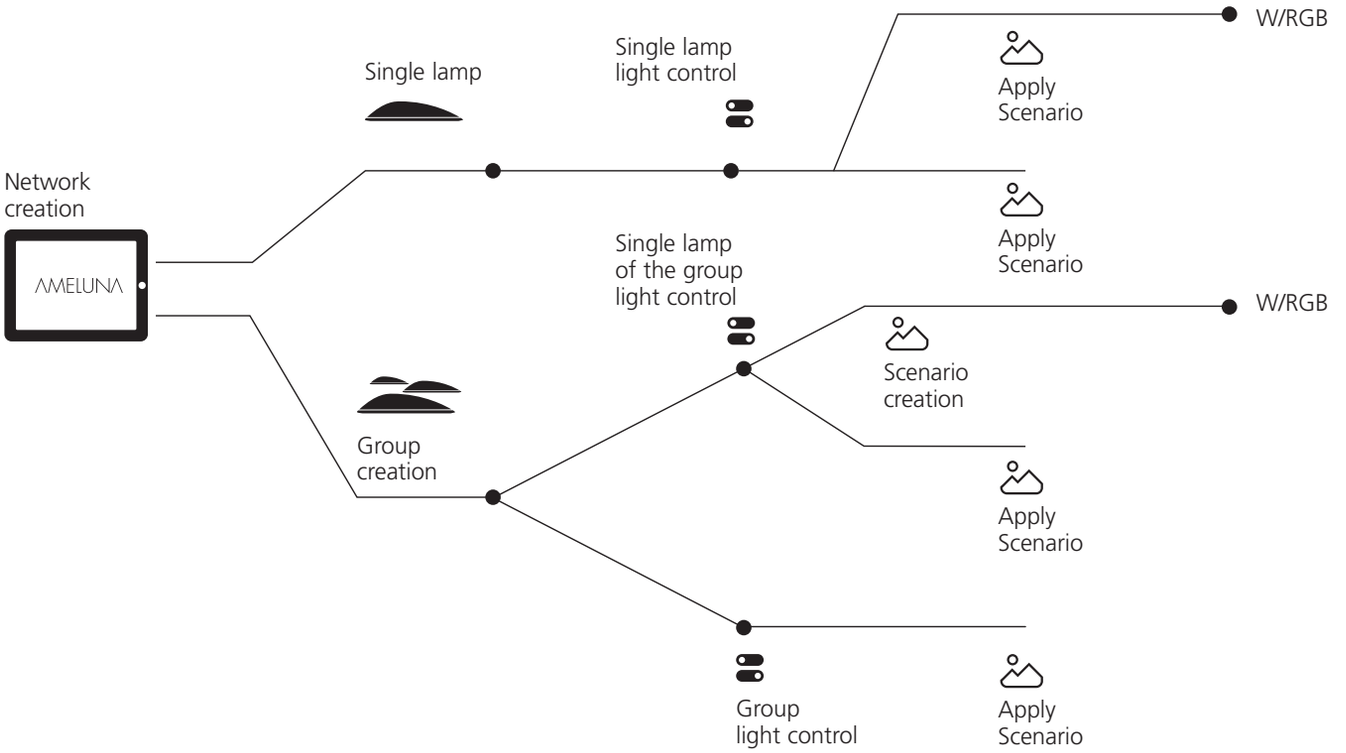
Network creation
AMELUNA
Single lamp
Single lamp light control
Apply Scenario
W/RGB
Apply Scenario
Single lamp of the group light control
W/RGB
Scenario creation
Group creation
Apply Scenario
Group light control
Apply Scenario


Mercedes-Benz Style
A BRIGHT FUTURE

Ameluna APP

NETWORK CREATION AND MODIFICATION



Network naming



Password creation



Auto Scanning phase



Find physical lamp phase
The lamp will signal itself by blinking



Assigning a lamp to the network



Lamp naming



Tap on the "Bin" Logo to remove a lamp(s) from the network



Choose the lamp(s) you want to remove from the network



The lamp has been removed from the Network. Tap on the cirlce arrow to go back to the network screen and scan the area again.

GROUP CREATION AND MODIFICATION



Complete network screen



Create a new group pop up (triggered by tapping on the "+" next to the Ameluna icon).



Complete new group lamps association

LIGHT CONTROL



Choose the group or lamp to control



Control the white and rgb emission by using the lateral bars on the screen



Trigger the Options Menu



Tap the "Control a single lamp of the Group" to create a different setting on a single lamp of the group



Choose the single lamp of the group to control



Control the white and RGB emission by using the lateral bars on the screen, confirm settings and turn back complete network screen tapping "DONE"



Trigger the Options Menu to apply existing scenarios or save a new one with the configurations just set



Saving a scenario with the settings applied on the single lamp



Choose the scenario to overwrite with the new settings



Exit the single lamp settings by tapping on "DONE"



The single lamp within the group is now saved with different settings. Tap "Back" to go to the Network screen

LED white

W	CRI	Beam	Flux	CCT	Code
41 W	= 80 (typ.)	58°	3394 lm	3000 K	1401010A

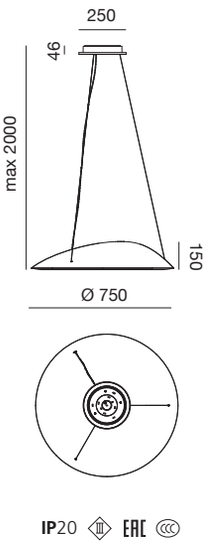

IP20

LED white + spot RGB

W	CRI	Beam	Flux	CCT	Code
41 W	= 80 (typ.)	58°	3394 lm	3000 K	1402010A

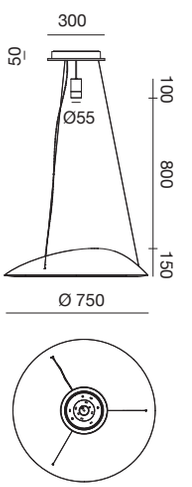

IP20



Bottom view


Arte
Mercedes-
A BRIGHT


emide
Benz Style
FUTURE

Tagora

S. & R. Cornelissen
2008 - 2013





- LED 14W - 122W
- 1015 / 6930 lumen
- MacAdam 3SDCM
- Beam: F - XF
- CCT 3000K /4000K
- CRI = 80 / 90
- Life = L70(6K)>50000
- IP20 / IP40



F = flood
(15°-30°)

WF = wide flood
(30°-45°)

XF = extra flood
(>45°)

Tagora recessed





- Series of ceiling mounted luminaires available in 4 diameters (80 mm, 270 mm, 570 mm, 970 mm), using high-output LEDs, Retrofit LEDs and fluorescent sources.
- Consists of a trimless recessed frame fitted into the ceiling and an optical unit with an aluminium body painted in a range of colours.
- Tagora 80 and 270 offer high-output spot light with aluminium optics.
- Tagora 270 LED uses a proprietary system based on a hybrid combined lens and reflector optic. This system helps to create defined narrow beams using high-powered LED modules of large dimensions.
- Tagora 570 and 970 cone with a PMMA diffuser, offering a comfortable diffused light. LED versions use high-output sources.
- Integrated electronic power supply, dimmable or non-dimmable options, depending on the version.
- Emergency lighting available on Tagora 570 fluorescent option.
- Only ceiling recessed installation allowed.
- Compliant with standard EN60598-1 and other specific standards.

Tagora recessed 80 LED

Orange ● White ○ Green ● Blue ●

LED

W	CRI	Weight	Beam	Flux	CCT	Color	Code
14 W	=90	0,35 kg	36°	1027 lm	3000 K	●	AB00116
						○	AB00101
						●	AB00109
						●	AB00102
				1059 lm	4000 K	●	AB00416
						○	AB00401
						●	AB00409
						●	AB00402
			44°	1110 lm	3000 K	●	AB00216
						○	AB00201
						●	AB00209
						●	AB00202
				1145 lm	4000 K	●	AB00516
						○	AB00501
						●	AB00509
						●	AB00402
			62°	1015 lm	3000 K	●	AB00316
						○	AB00301
						●	AB00309
						●	AB00302
				1047 lm	4000 K	●	AB00616
						○	AB00601
						●	AB00609
						●	AB00602



IP20
(LED GU10)
960°
ø92

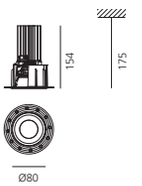

Electronic ballast 350 mA SELV supplied separately.

Driver	Va	Lmm	Wmm	Hmm	n°device		Code
cc 16W 500mA	220-240	156	52	26	1 max	DALI dimmable	M077401

LED (GU10)

	Weight	Color	Code
220 V 240 V*	0,35 kg	● ○ ● ●	M020210 M020220 M020240 M020230

*Max 81mm (overall)



BASF Lukids - Ludwigshafen (Deutschland)
Arch.: Sander Hofrichter, Photo: Lioba Schneider

Tagora recessed 270 LED

Orange ● White ○ Green ● Blue ●

LED							DALI dimmable
W	CRI	Weight	Beam	Flux	CCT	Color	Code
31 W	=80	3,80 kg	16°	1400 lm	3000 K	●	M250411
						○	M250421
						●	M250441
						●	M250431
				1480 lm	4000 K	●	M250511
						○	M250521
						●	M250541
						●	M250531
			33°	1270 lm	3000 K	●	M250611
						○	M250621
						●	M250641
						●	M250631
				1320 lm	4000 K	●	M250711
						○	M250721
						●	M250741
						●	M250731



IP20 ⏚ ⌀292
750°

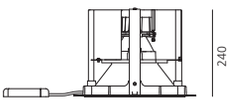

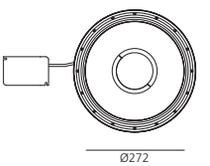

220/240Vac 50/60Hz electronic ballast included. Dimmable Dali-SwitchDim.
Supply voltage 220-240V. Insulation class II. SELV. IP20.

Tagora recessed 270 HIT/Fluo

TC-DEL (G24q-3)					Non dimmable	DALI dimmable
W	Weight	Beam	Flux	Color	Code	Code
2x26 W	2,4 kg	XF	3600 lm	●	M021110	M021111
				○	M021120	M021121
				●	M021140	M021141
				●	M021130	M021131

220/240Vac 50/60Hz electronic ballast included.

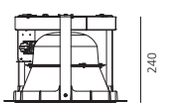

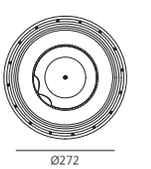

TC-TEL (GR14q-1)					Non dimmable	DALI dimmable
W	Weight	Beam	Flux	Color	Code	Code
2x17 W	2,4 kg	XF	2500 lm	●	M021010	M021011
				○	M021020	M021021
				●	M021040	M021041
				●	M021030	M021031

Tagora recessed 570

Orange ● White ○ Green ● Blue ●

LED

W	CRI	Weight	Beam	Flux	CCT	Color	DALI dimmable Code
60 W	=80	6,35 kg	XF	3570 lm	3000 K	●	M250211
						○	M250221
						●	M250241
						●	M250231
				3820 lm	4000 K	●	M250311
						○	M250321
						●	M250341
						●	M250331

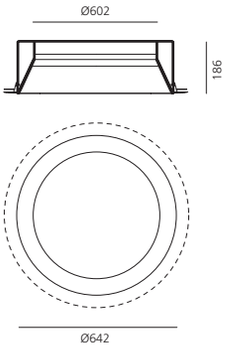



IP40 ⏚ 650° ⌀606

220/240Vac 50/60Hz electronic ballast included. Dimmable Dali-SwitchDim.
Supply voltage 220-240V. Insulation class II. SELV. IP20.

TC-LEL (2G11)

W	Weight	Beam	Flux	Color	Non dimmable Code	+ emergency 1h Code	DALI dimmable Code
4x36 W	6,46 kg	XF	11200 lm	●	M016010	M016017	M016011
				○	M016020	M016027	M016021
				●	M016040	M016047	M016041
				●	M016030	M016037	M016031

220/240Vac 50/60Hz electronic ballast included.

Tagora recessed 970

LED

W	CRI	Weight	Beam	Flux	CCT	Color	DALI dimmable Code
105 W	=80	21 kg	XF	5570 lm	3000 K	●	M250011
						○	M250021
						●	M250041
						●	M250031
				5960 lm	4000 K	●	M250111
						○	M250121
						●	M250141
						●	M250131

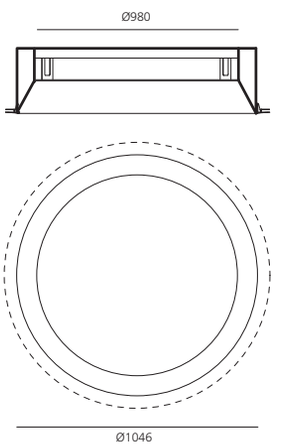



IP40 ⏚ 650° ⌀1002

220/240Vac 50/60Hz electronic ballast included. Dimmable Dali-SwitchDim.
Supply voltage 220-240V. Insulation class II. SELV. IP20.

T16 (G5)

W	Weight	Beam	Flux	Color	Non dimmable Code	DALI dimmable Code
4x24 W + 4x39 W	22,00 kg	XF	19400 lm	●	M021510	M021511
				○	M021520	M021521
				●	M021540	M021541
				●	M021530	M021531

220/240Vac 50/60Hz electronic ballast included.

Tagora ceiling



- Series of ceiling mounted luminaires available in 4 diameters (80 mm, 270 mm, 570 mm, 970 mm), using high-output LEDs, Retrofit LEDs, and fluorescent sources.
- Aluminium body available in different two-coloured versions: beige/white, grey/white, black/orange, black/vert and black/blue.
- Tagora 80 and 270 offer high-output spot light with aluminium optics.
- Tagora 270 LED uses a proprietary system based on a hybrid combined lens and reflector optic. This system helps to create defined narrow beams using high-powered LED modules of large dimensions.
- Tagora 570 and 970 come with a PMMA diffuser, offering a comfortable diffused light. LED versions use high-output sources.
- Integrated electronic power supply, dimmable or non-dimmable options, depending on the version.
- Emergency lighting available on Tagora 570 fluorescent option.
- Only ceiling mounted installation allowed.
- Compliant with standard EN60598-1 and other specific standards.



Tagora ceiling 80 LED

Black/Green | Black/Blue | Black/Orange | Grey/ White | Beige / White

LED

W	CRI	Weight	Beam	Flux	CCT	Color	Non dimmable Code	DALI dimmable Code
14 W	=90	1,15 kg	36°	1027 lm	3000 K		AB06157	AB08157
							AB06156	AB08156
							AB06152	AB08152
							AB06159	AB08159
							AB06158	AB08158
				1059 lm	4000 K		AB06457	AB08457
							AB06456	AB08456
							AB06452	AB08452
							AB06459	AB08459
							AB06458	AB08458
			44°	1110 lm	3000 K		AB06257	AB08257
							AB06256	AB08256
							AB06252	AB08252
							AB06259	AB08259
							AB06258	AB08258
				1145 lm	4000 K		AB06557	AB08557
							AB06556	AB08556
							AB06552	AB08552
							AB06559	AB08559
							AB06558	AB08558
			62°	1015 lm	3000 K		AB06357	AB08357
							AB06356	AB08356
							AB06352	AB08352
							AB06359	AB08359
							AB06358	AB08358
				1046 lm	4000 K		AB06657	AB08657
							AB06656	AB08656
							AB06652	AB08652
							AB06659	AB08659
							AB06658	AB08658



IP20
960°

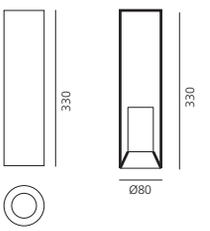

220/240Vac 50/60Hz electronic ballast included.

LED (GU10)

	Weight	Color	Code
220 V 240 V*	0,98 kg		M018910
			M018960
			M018920
*Max 81mm (overall)			M018940
			M018930

Tagora ceiling 270 LED

Black/Green | Black/Blue | Black/Orange | Grey/White | Beige/White

LED

W	CRI	Weight	Beam	Flux	CCT	Color	DALI dimmable Code
31 W	=80	3,74 kg	16°	1400 lm	3000 K		M248411
							M248461
							M248421
							M248441
							M248431
				1480 lm	4000 K		M248511
							M248561
							M248521
							M248541
							M248531
			33°	1270 lm	3000 K		M248611
							M248661
							M248621
							M248641
							M248631
				1320 lm	4000 K		M248711
							M248761
							M248721
							M248741
							M248731

220/240Vac 50/60Hz electronic ballast included.



IP20 ⏚
960°

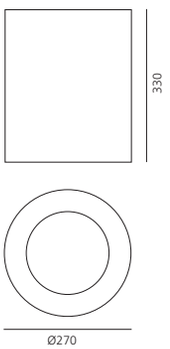

TC-DEL (G24q-3)

W	Weight	Beam	Flux	Color	Non dimmable Code	DALI dimmable Code
2x26 W	2,3 kg	XF	3600 lm		M018510	M018511
					M018560	M018561
					M018520	M018521
					M018540	M018541
					M018530	M018531

220/240Vac 50/60Hz electronic ballast included.

TC-TEL (GR14q-1)

W	Weight	Beam	Flux	Color	Non dimmable Code	DALI dimmable Code
2x17 W	2,3 kg	XF	2500 lm		M018610	M018611
					M018660	M018661
					M018620	M018621
					M018640	M018641
					M018630	M018631

220/240Vac 50/60Hz electronic ballast included.





Vodafone Campus - Dusseldorf (Germany)
Arch.: HPP Hentrich-Petschnigg & Partner, Photo: Werner Huthmacher

Tagora ceiling 570

Black/Green | Black/Blue | Black/Orange | Grey/ White | Beige / White

LED

W	CRI	Weight	Beam	Flux	CCT	Color	DALI dimmable Code
60 W	=80	4,90 kg	XF	3570 lm	3000 K		M248211
							M248261
							M248221
							M248241
							M248231
				3820 lm	4000 K		M248311
							M248361
							M248321
							M248341
							M248331

220/240Vac 50/60Hz electronic ballast included.

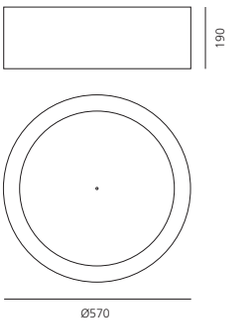



IP40
960°

T16 (G5)

W	Weight	Beam	Flux	Color	Non dimmable Code	+ emergency 1h Code	DALI dimmable Code
4x36 W	4,90 kg	XF	11200 lm		M016710	M016717	M016711
					M016760	M016767	M016761
					M016720	M016727	M016721
					M016740	M016747	M016741
					M016730	M016737	M016731

220/240Vac 50/60Hz electronic ballast included.

Tagora ceiling 970

LED

W	CRI	Weight	Beam	Flux	CCT	Color	DALI dimmable Code
105 W	=80	16,24 kg	XF	5570 lm	3000 K		M248011
							M248061
							M248021
							M248041
							M248031
				5960 lm	4000 K		M248111
							M248161
							M248121
							M248141
							M248131

220/240Vac 50/60Hz electronic ballast included.

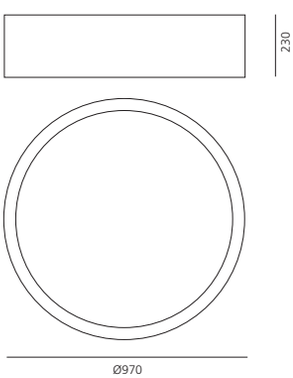



IP40
960°

T16 (G5)

W	Weight	Beam	Flux	Color	Non dimmable Code	DALI dimmable Code
4x24 W + 4x39 W	15,00 kg	XF	19400 lm		M017710	M017711
					M017760	M017761
					M017720	M017721
					M017740	M017741
					M017730	M017731

220/240Vac 50/60Hz electronic ballast included.



Vodafone Campus - Dusseldorf (Germany)
Arch.: HPP Hentrich-Petschnigg & Partner, Photo: Werner Huthmacher

Tagora suspension



- Series of suspended luminaires available in 4 diameters (80 mm, 270 mm, 570 mm, 970 mm), using high-output LEDs, Retrofit LEDs, and fluorescent sources.
- Aluminium body available in different two-coloured versions: beige/white, grey/white, black/orange, black/vert and black/blue.
- Steel suspension cables allowing quick adjustment, 2 metre length.
- Tagora 80 and 270 offer a high-output spot light with aluminium optics.
- Tagora 270 LED uses a proprietary system based on a hybrid combined lens and reflector optic. This system helps to create defined narrow beams using high-powered LED modules of large dimensions.
- Tagora 570 and 970 come with a PMMA diffuser, offering a comfortable diffused light. LED versions use high-output sources.
- Integrated electronic power supply, dimmable or non-dimmable options, depending on the version.
- Emergency lighting available on Tagora 570 fluorescent option.
- Option of double light emission available on Tagora 570 and 970 fluorescent modules.
- Compliant with standard EN60598-1 and other specific standards.



Tagora suspension 80 LED

Black/Green | Black/Blue | Black/Orange | Grey/ White | Beige / White

LED

W	CRI	Weight	Beam	Flux	CCT	Color	Non dimmable Code	DALI dimmable Code
14 W	=90	1,15 kg	36°	1027 lm	3000 K		AB02157	AB04157
							AB02156	AB04156
							AB02152	AB04152
							AB02159	AB04159
							AB02158	AB04158
				1059 lm	4000 K		AB02457	AB04457
							AB02456	AB04456
							AB02452	AB04452
							AB02459	AB04459
							AB02458	AB04458
			44°	1110 lm	3000 K		AB02257	AB04257
							AB02256	AB04256
							AB02252	AB04252
							AB02259	AB04259
							AB02258	AB04258
				1145 lm	4000 K		AB02557	AB04557
							AB02556	AB04556
							AB02552	AB04552
							AB02559	AB04559
							AB02558	AB04558
			62°	1015 lm	3000 K		AB02357	AB04357
							AB02356	AB04356
							AB02352	AB04352
							AB02359	AB04359
							AB02358	AB04358
				1047 lm	4000 K		AB02657	AB04657
							AB02656	AB04656
							AB02652	AB04652
							AB02659	AB04659
							AB02658	AB04658



IP20
960°

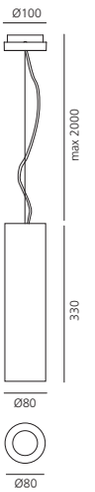

220/240Vac 50/60Hz electronic ballast included.

LED (GU10)

	Weight	Color	Code
220 V 240 V*	1,03 kg		M019110
			M019160
			M019120
			M019140
			M019130

*Max 81mm (overall)

Tagora suspension 270 LED

Black/Green | Black/Blue | Black/Orange | Grey/White | Beige/White

LED

W (Led)	CRI	Weight	Beam	Flux	CCT	Color	DALI dimmable Code
31 W	=80	4,65 kg	16°	1400 lm	3000 K		M249611
							M249661
							M249621
							M249641
							M249631
				1480 lm	4000 K		M249711
							M249761
							M249721
							M249741
							M249731
			33°	1270 lm	3000 K		M249811
							M249861
							M249821
							M249841
							M249831
				1320 lm	4000 K		M249911
							M249961
							M249921
							M249941
							M249931

220/240Vac 50/60Hz electronic ballast included.



IP20 ⏚
960°

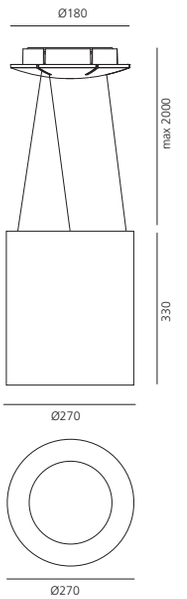

TC-DEL (G24q-3)

W	Weight	Beam	Flux	Color	Non dimmable Code	DALI dimmable Code
2x26 W	3,10kg	XF	3600 lm		M019510	M019511
					M019560	M019561
					M019520	M019521
					M019540	M019541
					M019530	M019531

220/240Vac 50/60Hz electronic ballast included.

TC-TEL (GR14q-1)

W	Weight	Beam	Flux	Color	Non dimmable Code	DALI dimmable Code
2x17 W	3,10 kg	XF	2500 lm		M019410	M019411
					M019460	M019461
					M019420	M019421
					M019440	M019441
					M019430	M019431

220/240Vac 50/60Hz electronic ballast included.

Tagora suspension 570 LED

Black/Green | Black/Blue | Black/Orange | Grey/White | Beige/White

LED Direct emission

W	CRI	Weight	Beam	Flux	CCT	Color	DALI dimmable Code
60 W	=80	6,45 kg	XF	3570 lm	3000 K		M249211
							M249261
							M249221
							M249241
							M249231
				3820 m	4000 K		M249311
							M249361
							M249321
							M249341
							M249331

220/240Vac 50/60Hz electronic ballast included.



IP40
960°

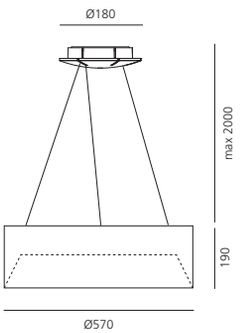

LED Direct + indirect emission

W	CRI	Weight	Beam	Flux	CCT	Color	DALI dimmable Code
78 W	=80	6,62 kg	XF	4675 lm	3000 K		M240211
							M240261
							M240221
							M240241
							M240231
				5000 m	4000 K		M240311
							M240361
							M240321
							M240341
							M240331

220/240Vac 50/60Hz electronic ballast included.

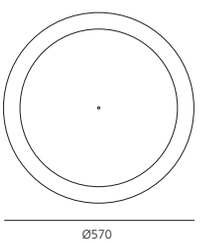

TC-LEL (2G11) Direct emission

W	Weight	Beam	Flux	Color	Non dimmable Code	+ emergency 1h Code	DALI dimmable Code
4x36 W	6,55 kg	XF	11200 lm		M016810	M016817	M016811
					M016860	M016867	M016861
					M016820	M016827	M016821
					M016840	M016847	M016841
					M016830	M016837	M016831

220/240Vac 50/60Hz electronic ballast included.

TC-LEL (2G11) Direct + indirect emission

W	Weight	Beam	Flux	Color	Non dimmable Code	+ emergency 1h Code	DALI dimmable Code
4x36 W	6,18 kg	XF	11200 lm		M016910	M016917	M016911
					M016960	M016967	M016961
					M016920	M016927	M016921
					M016940	M016947	M016941
					M016930	M016937	M016931

220/240Vac 50/60Hz electronic ballast included.

Single power supply for both direct and indirect emission..

Tagora suspension 970 LED

Black/Green | Black/Blue | Black/Orange | Grey/White | Beige/White

LED Direct emission

W	CRI	Weight	Beam	Flux	CCT	Color	DALI dimmable Code
105 W	=80	21 kg	XF	5570 lm	3000 K		M248811
							M248861
							M248821
							M248841
							M248831
				5960 lm	4000 K		M248911
							M248961
							M248921
							M248941
							M248931

220/240Vac 50/60Hz electronic ballast included.



IP40 ⏚
650°

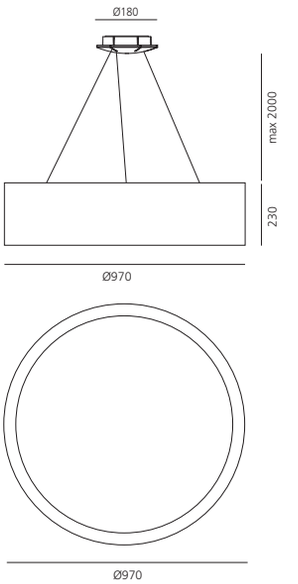

LED Direct + indirect emission

W	CRI	Weight	Beam	Flux	CCT	Color	DALI dimmable Code
122 W	=80	21 kg	XF	6930 lm	3000 K		M250811
							M250861
							M250821
							M250841
							M250831
				6930 lm	4000 K		M250911
							M250961
							M250921
							M250941
							M250931

220/240Vac 50/60Hz electronic ballast included.

T16 (G5) Direct emission

W	Weight	Beam	Flux	Color	Non dimmable Code	DALI dimmable Code
4x24 W + 4x39 W	21,00 kg	XF	19400 lm		M019910	M019911
					M019960	M019961
					M019920	M019921
					M019940	M019941
					M019930	M019931

220/240Vac 50/60Hz electronic ballast included.

T16 (G5) Direct + indirect emission

W	Weight	Beam	Flux	Color	Non dimmable Code	DALI dimmable Code
4x24 W + 4x39 W	21,00 kg	XF	19400 lm		M020110	M020111
					M020160	M020161
					M020120	M020121
					M020140	M020141
					M020130	M020131

220/240Vac 50/60Hz electronic ballast included.

Single power supply for both direct and indirect emission.

Una Pro Putrella

Carlotta de Bevilacqua
2010 - 2011



- 6x4 LED 36 W
- 1782 / 2040 lumen
- MacAdam 4SDCM
- Beam: XS - F - WF
- CCT 3000K / 3700K
- CRI = 80 / 85
- Life = L70(10K)=50000h
- IP20

⏚

- High-power LED lighting appliance mounted on a thin (3 mm) flat aluminium sheet with improved heat dissipation.
- Its geometric shape reproduces a building element called joist, accommodating 6 adjustable spotlights of Una Pro 75.
- The frame is painted in a single colour – texturized white – or in two colours – texturized white outside and texturized black inside.
- Available with three different emissions: 6°, 20°, 38°.
- The junction of each head allows 360° rotation and 30° tilting in all directions.



Una Pro Putrella

Aluminium ○ Black ● White ○

Suspension

W	Weight	Beam	CRI	Flux	CCT	Box	Head	Holder	Code
6x4LED 36W	10 kg	6°	=85	1920 lm	3000K	◐	○	●	DD0014Z00D1W
						○	○	○	DD0014Z10D1W
			=80	2040 lm	3700K	◐	○	●	DD0014Z00D1
						○	○	○	DD0014Z10D1
		20°	=85	1878 lm	3000K	◐	○	●	DD0014Z00D2W
						○	○	○	DD0014Z10D2W
			=80	1998 lm	3700K	◐	○	●	DD0014Z00D2
						○	○	○	DD0014Z10D2
		38°	=85	1782 lm	3000K	◐	○	●	DD0014Z00D3W
						○	○	○	DD0014Z10D3W
			=80	1896 lm	3700K	◐	○	●	DD0014Z00D3
						○	○	○	DD0014Z10D3



IP20

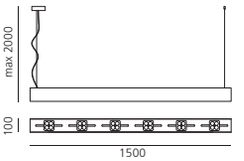

Ceiling

W	Weight	Beam	CRI	Flux	CCT	Box	Head	Holder	Code
6x4LED 36W	10 kg	6°	=85	1920 lm	3000K	◐	○	●	DD0014Y00D1W
						○	○	○	DD0014Y10D1W
			=80	2040 lm	3700K	◐	○	●	DD0014Y00D1
						○	○	○	DD0014Y10D1
		20°	=85	1878 lm	3000K	◐	○	●	DD0014Y00D2W
						○	○	○	DD0014Y10D2W
			=80	1998 lm	3700K	◐	○	●	DD0014Y00D2
						○	○	○	DD0014Y10D2
		38°	=85	1782 lm	3000K	◐	○	●	DD0014Y00D3W
						○	○	○	DD0014Y10D3W
			=80	1896 lm	3700K	◐	○	●	DD0014Y00D3
						○	○	○	DD0014Y10D3



IP20

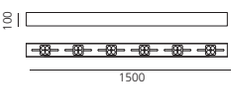



Kao

Bruno Houssin
2007



red dot design award
best of the best 2009



- FLUO 24 / 54 W
- 8900 / 30200 lumen
- IP20 ⏚

XF = Extra flood (>45°)

- Series of suspended and wall- or ceiling-mounted lighting structures with indirect lighting, intended to illuminate of spaces such as entrance halls, reception areas, corridors, meeting rooms, etc.
- Luminaires are made from aluminum with white paint finish.
- 40x40mm square section modules.
- Distance to wall or ceiling: 160mm.
- Each structure consists of pre-assembled and pre-wired sub-units.
- Electrical connection is made via quick connectors.
- Electronic control gear.
- Dust protection screen in transparent polycarbonate.
- The kits are delivered with a drilling stencil for placing the fixing points.
- Complies with standard EN60598-1 and other specific standards.

Kao suspension

○
White

Kit A

T16 (G5)

W	Weight	Flux	Code
2x24W + 2x54W	12,50Kg	3500 lm +8900 lm	M119120

220/240Vac 50/60Hz electronic ballast included.

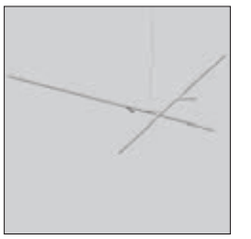

IP20 ⏚ 850°

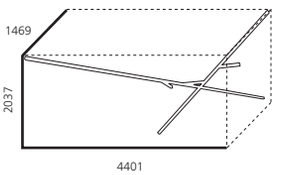

Kit B

T16 (G5)

W	Weight	Flux	Code
1x24W + 1x54W	10,50Kg	1750 lm +4450 lm	M119220

220/240Vac 50/60Hz electronic ballast included.



IP20 ⏚ 850°

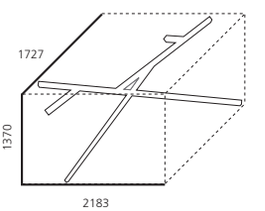

Kit C

T16 (G5)

W	Weight	Flux	Code
2x54W	8,80Kg	8900 lm	M119320

220/240Vac 50/60Hz electronic ballast included.

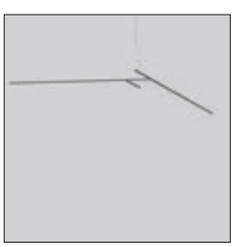

IP20 ⏚ 850°

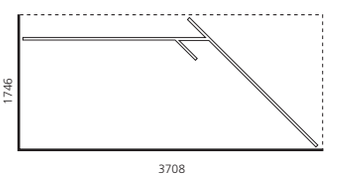

Kit D

T16 (G5)

W	Weight	Flux	Code
2x54W	8,80Kg	8900 lm	M119420

220/240Vac 50/60Hz electronic ballast included.



IP20 ⏚ 850°

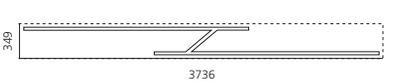

Kao wall/ceiling

○
White

Kit E

T16 (G5)

W	Weight	Flux	Code
4x54W	16,00Kg	17800 lm	M113020

220/240Vac 50/60Hz electronic ballast included.



IP20 ⏚ 850°

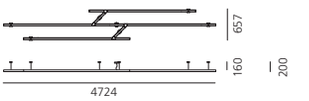

Kit F

T16 (G5)

W	Weight	Flux	Code
3x54W + 2x24W	16,00Kg	13350 lm +3500 lm	M113120

220/240Vac 50/60Hz electronic ballast included.



IP20 ⏚ 850°

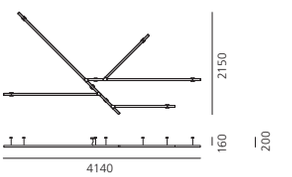

Kit G

T16 (G5)

W	Weight	Flux	Code
6x54W + 2x24W	25,70Kg	26700 lm +3500 lm	M113220

220/240Vac 50/60Hz electronic ballast included.



IP20 ⏚ 850°

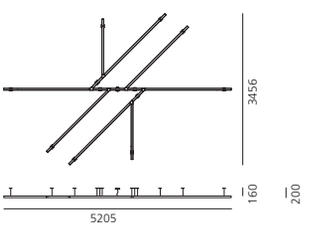





Mouette

Wilmotte & Industries
2004, 2010, 2016



- LED 55 W / 80 W / 105 W
- 6221 / 10368 / 13824 lumen
- MacAdam 2SDC
- Beam: XF
- L70(6K)=50000h
- CCT: 3000K
- CRI=80 (min.)
- Fluo 2 / 4 x 54 W
- 17800 /12400 /17800 lumen
- IP40/IP20



XF = Extra flood
(>45°)

- Suspension light fitting with diffused emission.
- Versions: Mouette symmetric, Mouette asymmetric.
- Solid opal diffuser in moulded polypropylene.
- Luminous flux distribution: 74% in direct emission, 26% in indirect emission.
- Mouette: DALI dimmable.
- The upper structure of the light fitting presents an access hatch for the installation of the light sources and their replacement.
- The light fitting is equipped with quick-adjustment steel suspension cables, ceiling plate and power cable.

- Cable length: Mouette: 2m or 6m, Mouette mini: 2m.
- Complies with standard EN60598-1 and other specific standards.



Mouette symmetric

Opal white ○

LED

W	CRI	Flux	CCT	Weight	Cable length	Color	Non dimmable Code	DALI dimmable Code
105 W	=80	13824lm	3000 K	8,50 kg	1900mm	○	AK00400	AK00300
				8,60 kg	5900mm	○	AK10400	AK10300



IP40/20 ⏚ 750°

T16 (G5)

W	Flux	Weight	Cable length	Color	Non dimmable Code	DALI dimmable Code
4x54 W	17800lm	8,50 kg	1900mm	○	L864000	L864100
		8,60 kg	5900mm	○	L864050	L864150

Light sources (3000K) included.
220/240Vac 50/60Hz electronic ballast included.

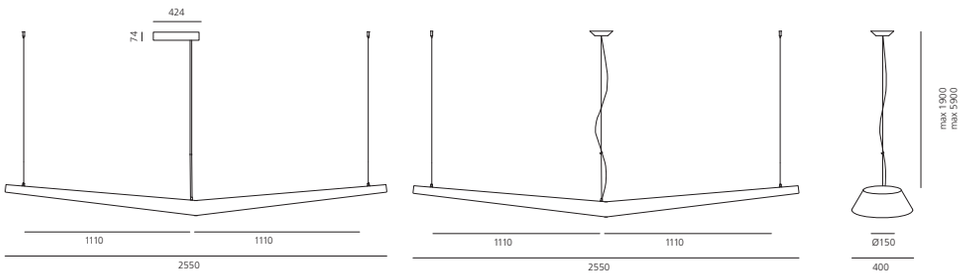

Mouette symmetric

LED

W	CRI	Flux	CCT	Weight	Cable length	Color	Non dimmable Code	DALI dimmable Code
55 W	=80	6221lm	3000 K	5,40 kg	1900mm	○	AK00200	AK00100
				5,50 kg	5900mm	○	AK10200	AK10100



IP40/20 ⏚ 750°

T16 (G5)

W	Flux	Weight	Cable length	Color	Non dimmable Code	DALI dimmable Code
4x24 W	7000lm	5,40 kg	1900mm	○	L860610	L860710
		5,50 kg	5900mm	○	L860650	L860750

Light sources (3000K) included.
220/240Vac 50/60Hz electronic ballast included.

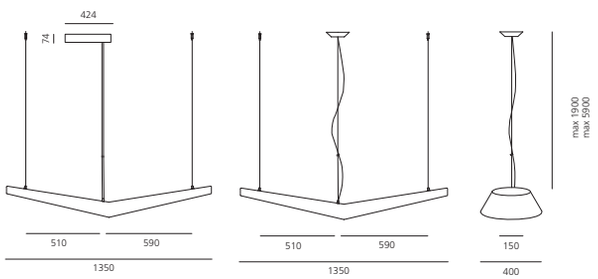

Mouette asymmetric

LED

W	CRI	Flux	CCT	Weight	Cable length	Color	non dimmable Code	DALI dimmable Code
80 W	=80	10368lm	3000 K	6,80 kg	1900mm	○	AK00600	AK00500
				6,90 kg	5900mm	○	AK10600	AK10500



IP40/20 ⏚ 750°

T16 (G5)

W	Flux	Weight	Cable length	Color	non dimmable Code	DALI dimmable Code
2x24 W + 2x54 W	12400lm	6,80 kg	1900mm	○	L860410	L860510
		6,90 kg	5900mm	○	L860450	L860550

Light sources (3000K) included.
220/240Vac 50/60Hz electronic ballast included.

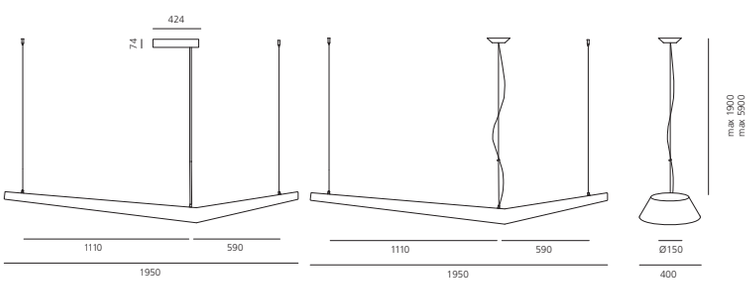







Twist

Design Office
2012

DESIGN PLUS
powered by light+building

- FLUO 8x28 W / 8x54 W
- 35600 lumen
- Beam: XF
- IP20 / IP40



XF = Extra flood
(>45°)

- Twist is a pendant light using T16-Seamless fluorescent tubes.
- The luminaire consists of a one-piece rotomoulded opaline diffuser in polyethylene and ballast-holder in extruded aluminium.
- Lamp maintenance is particularly easy: lamps are accessed individually from above each side without the need to remove the diffuser.
- Electronic and dimmable electronic control gear (DALI).
- Quick adjustment 6m-long steel suspension cables.
- Thanks to the use of a specific mechanical connector that can be attached to one or more corners of the luminaire, various light shapes can be created: in line, clusters or in a random pattern.
- Light sources to be ordered separately.
- Complies with standard EN60598-1 and other specific standards.

B8 Bochum, Germany. Photo: Linus Lintner

Opal white
○

T16 -SLS (G5)			
W	Weight	Flux	Color
8x54 W	16,00 kg	35600 lm	○
8x28 W	16,00 kg	20800 lm	○

Non dimmable
Code
M240100

Dimmable DALI
Code
M240101
M240101



IP40/20 ⏚ 650°

220/240Vac 50/60Hz electronic ballast included.

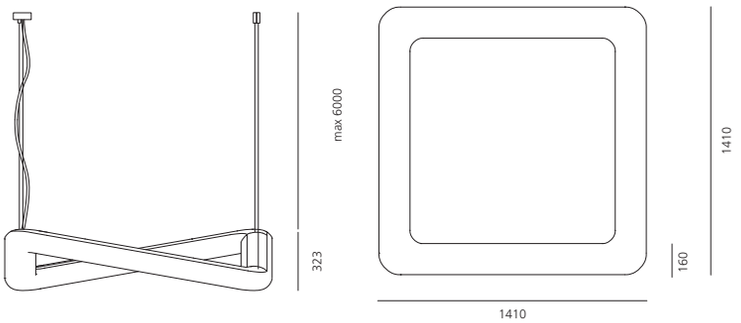



Absolu

Design office
2010

- FLUO 2x28 W / 4x28 W
- 5200 / 10400 lumen
- Beam:XF
- IP40



XF = Extra flood
(>45°)

- Single pendant luminaire with diffused lighting using T16-Seamless fluorescent lamps.
- 2 length options: 2400 mm (2x28 W) and 4800 mm (4x28 W).
- Continuous solid diffuser in opaline polycarbonate.
- Structure made from extruded aluminium.
- T16-seamless equipment gives a uniform light emission without shadows.
- A simple locking/unlocking system with smart hinge allows for easy lamp maintenance.
- Electronic ballast or DALI-switchdim dimmable multiwatt electronic ballast.
- Luminaire comes complete with 6m-long quick-adjustment steel suspension cables, ceiling plate and power cable.
- Complies with standard EN60598-1 and other specific standards.

Opal white
○

T16-Seamless (G5)					
W	Length	Weight	Beam	Flux	Color
2x28W	2456mm	9,50Kg	XF	5200 lm	○
4x28W	4830mm	18,50Kg	XF	10400 lm	○

Non dimmable
Code
M113300
M113400

DALI
Code
M113301
M113401

220/240Vac 50/60Hz electronic ballast included.
Absolu M113401 light fittings are equipped with 2 power supplies and therefore occupy 2 DALI addresses.



IP40 ⏚ 850°

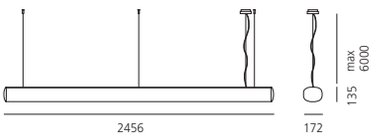

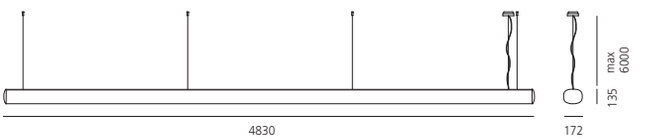

Light sources		
		Code
	Fluorescent tube **T16-Seamless (G5)** (1 piece) **28W**	
	3000K	M004810
	4000K	M004815

Nuboli

Guido Matta
Enrico Girotti

2011



- FLUO 6x55 W
- 27000 lumen
- Beam: XF
- IP65



XF = Extra flood
(>45°)

- Pendant light using TC-LEL fluorescent lamps.
- The luminaire consists of a one-piece rotomoulded opaline diffuser in polyethylene and ballast-holder in extruded aluminium.
- Electronic and dimmable electronic control gear (DALI).
- Complies with standard EN60598-1 and other specific standards.

Opal white
○

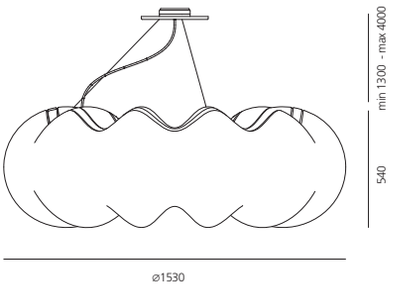

IP20

TC-LEL (2G11)

W	Weight	Beam	Flux	CCT	Color
6x55 W	16,00 kg	XF	27000 lm	3000 K	○

Dimmable DALI

Code
1708010A

220/240Vac 50/60Hz electronic ballast included.

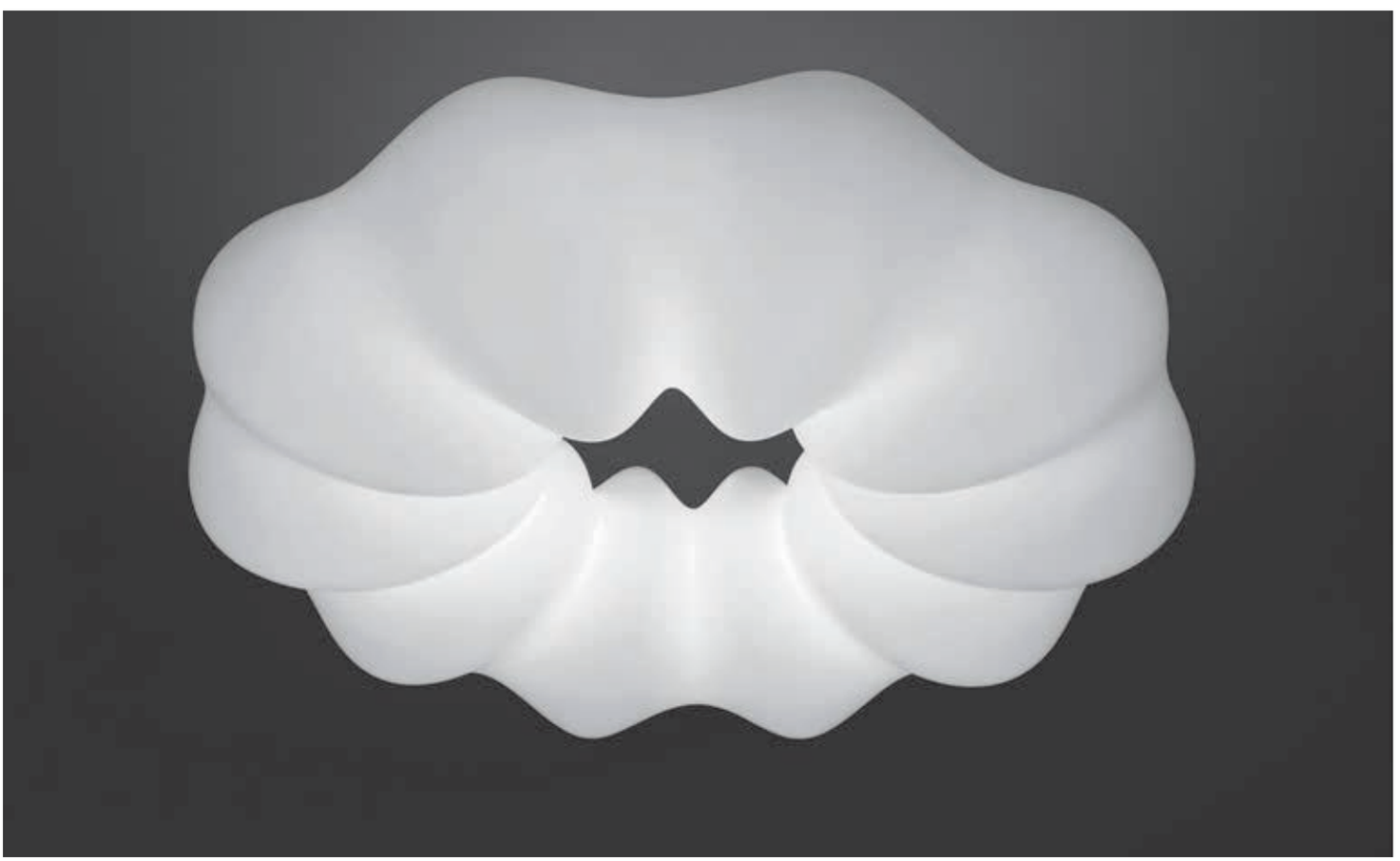

Calenda

Italo Rota
Alessandro Pedretti

2011



- Pendant light using TC-LEL fluorescent lamps.
- The luminaire consists of a one-piece rotomoulded opaline diffuser in polyethylene and ballast-holder in extruded aluminium.
- Electronic and dimmable electronic control gear (DALI).
- Complies with standard EN60598-1 and other specific standards.



XF = Extra flood
(>45°)

Opal white
○

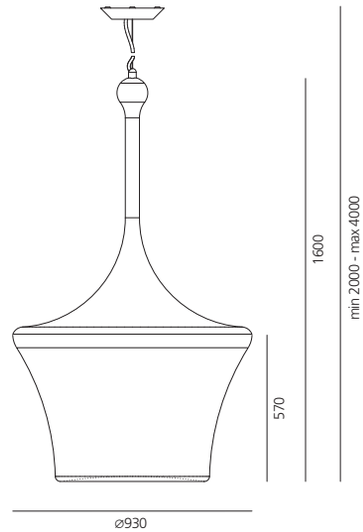

IP65  

TC-LEL (2G11) + LED 1,2 W Blue				DALI
W	Weight	Flux	Color	Code
4x55 W	16,00 kg	13760 lm	○	1729010A

220/240Vac 50/60Hz electronic ballast included.





B8 Bochum, Germany Photo: Linus Lintner

Solar LED

Eric Solé
2013

reddot design award
2013





- LED 49 W
- 2538 / 2670 lumen
- MacAdam 3SDC
- Beam: XF
- CCT: 3000K / 4000K
- CRI=80 (min.)
- Life=L70 (6K)=36000h
- IP 20 ⏚



XF = Extra flood
(>45°)

- Installation on modular false ceiling (600x600mm and 625x625mm) with visible supporting structure or, by means of a suspension kit, with concealed structure.
- Installation also possible in plasterboard ceiling by means of a recessing frame (available as accessory).
- Suspension kits and frames need to be ordered separately.
- Electronic power supply, or dimmable electronic power supply.
- Compliant with the standard EU60598-1 and other specific regulations.

Solar LED

Glossy white
○

						Non dimmable	DALI
W	Weight	Ceiling	Flux	CCT	Color	Code	Code
49 W	5,46 kg	600x600 mm	2538 lm	3000 K	○	M033500	M033501
			2670 lm	4000 K	○	M033600	M033601
	5,50 kg	625x625 mm	2670 lm	4000 K	○	M033800	M033801

220/240Vac 50/60Hz electronic ballast included.



IP20 650°

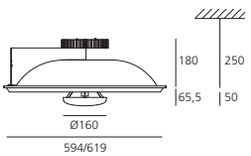

Accessories

		Code
	**Suspension kits (4 pieces)** To be used when the false ceiling is accessed from above.	M163520
	**Frame for installation on plaster false ceiling** 600x600 mm ⌐ 606x606 mm 0,90 Kg	M160600
	Frame for installation on plaster false ceiling 625x625 mm ⌐ 633x633 mm 0,94 Kg	M160602







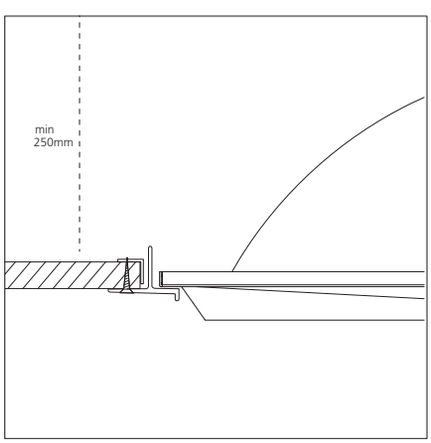

Installation on plasterboard false ceiling through recess frame. (M160600 or M160602), available as accessories.

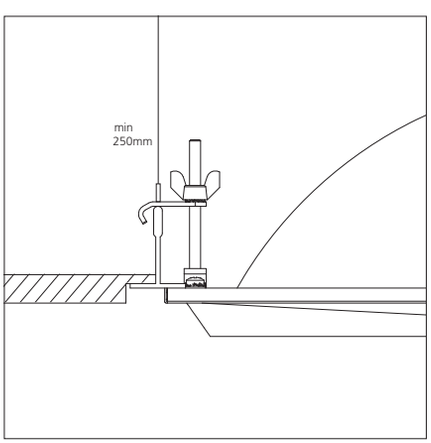

Installation on panel false ceilings 600x600 mm or 625x625 with appropriate brackets (M163520, to be ordered separately), on a recessed structure.

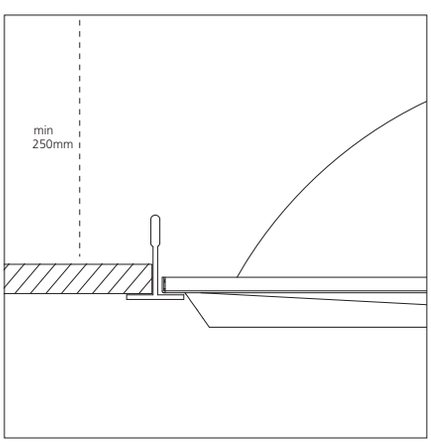

Installation on panel false ceiling 600x600 mm or 625x625 mm with exposed supporting framework.

HQ Maserati - Modena (Italien)
Arch: Studio Architects & Designers

Kalifa recessed

Ernesto Gismondi
2005



- Fluo 2x55 W
- 9600 lumen
- MacAdam 3SDC
- Beam: XF
- IP 40 ⏚



XF = Extra flood
(>45°)

- A range of recessed luminaires using fluorescent lamps, soft light (2x55w TC-LEL).
- Suitable for installation into false ceiling systems with 600x600mm and 625x625mm modules, or into plasterboard false ceilings using a special recessing frame (optional).
- Electronic or dali-switchdim dimmable electronic ballast, or emergency lighting.
- Complies with standard EN60598-1 and other specific standards.
- Steel main reflector, with white paint finish. 4mm thick screen-printed tempered glass.

White
○

TC-LEL (2G11)

W	Beam	Weight	Ceiling	Flux	Color
2x55 W	XF	9,90 kg	600x600 mm	9600 lm	○
		10,30 kg	625x625 mm	9600 lm	○

220/240Vac 50/60Hz electronic ballast included.

Non dimmable

Code
M160400
M160402

Dali-SwitchDim

Color	Code
○	M160401
○	M160421

+ emergency 1h

Code
M160407



IP40/**IK**10(20j) ⏚ 850°

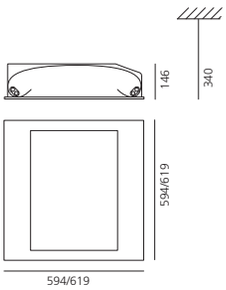

Components



Recess frame for installation on plasterboard false ceiling.
600x600mm 606x606mm
0,90kg

Recess frame for installation on plasterboard false ceiling.
625x625mm 633x633mm
0,94kg

Code
M160600
M160602







Installation with luminaire incorporated into the 600/625 modular ceiling structure.



Installation into plaster ceiling with optional recess frame (M160600 or M160602).

Pixel Mesh

2013



Motel One, Köln - DE

- The Pixel Mesh is a matrix of RGB LED that can be controlled to create any kind of signage, image, or scenario according to the request of the client.
- The Pixel Mesh can be used indoors and outdoors, and several basic modules can be combined to extend the system to the desired area.
- The basic modle has a density of 1024 LED/sqm (pitch 30mm), with a total power of 280W/sqm.
- The control system is integrated in the product and can be re-programmed even after installation.
- Transparency factor 55%.
- Flexible module.
- Plug-&-play installation.

Single module

	W LED	Weight		Area
LED 3 in 1 SMD	120W max	2,85 kg	RGB	0,36 m²

Resolution 31,25
Transaprency 55%
Refresh rate 2000Hz
Input frequency 50-60Hz
Data connection RJ45
Tested in evironments
with temperature from
-20°C to +50°C
IP63

220/240Vac 50/60Hz main voltage

Pixel mesh needs to be permanently connected to a PC with DVI output to play video and images of any given digital format.

The product can be customized to respond to different project needs. For dedicated quotation and further enquiries, please contact Artemide sales office.

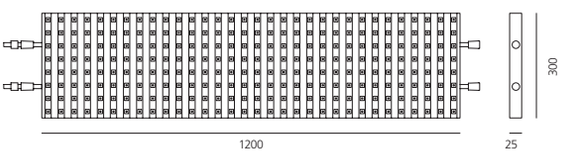






Outdoor



Scenographic Ligthing

498 Spike
502 Superspike
506 LineaLed
514 Label Light
518 Dedalo



Spike

2006





- LED 12 W - 48 W
- 554 / 2376 lumen
- MacAdam 4SDC
- Beam: S - F - WF - EL (elliptical)
- RGB
- CCT 3000K
- CRI = 80
- Life = L70(6K)>39300
- IP65

- Lighting appliance with high-yield LED sources.
- Wall or ceiling mounted.
- Monochrome or RGB light.
- EN AW6060 T5 extruded aluminium body.
- 3mm-thick methacrylate diffuser.
- Die-cast aluminium caps with silicon rim.
- EN AB 47100 aluminium adjustment brackets.
- Power unit connection with bipolar H05RN-F cable (monochrome) or quadripolar silicon/ rubber cable (RGB), with standard IP 68 clamp.
- Remote 24 Vdc power unit.

- Body in anodized extruded aluminium. Caps and brackets in painted die-cast aluminium with 3-stage outdoor treatment: nanotechnologies, anti-oxidant primer, polyester paint.
- Optional painted extruded aluminium anti-glare screen.
- Optical units. PMMA lenses with 3 different beam options.
- RGB version made up of monochrome red, green and blue LEDs.
- Technical specifications of EN60598-1 compliant appliances.



S = spot
(8°-15°)



F = flood
(15°-30°)



WF = wide flood
(30°-45°)

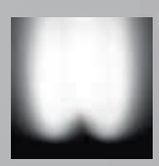

WW = wall washer



Spike

Silver grey

W	Length	CRI	Weight	Beam	Flux	CCT	Code
12 W	L = 264 mm	=80	0,37 kg	13°	594 lm	3000K	T430010W00
				27°	554 lm	3000K	T430025W00
				EL	594 lm	3000K	T4300ELW00
24 W	L = 486 mm	=80	0,75 kg	13°	1188 lm	3000K	T430110W00
				27°	1108 lm	3000K	T430125W00
				EL	1188 lm	3000K	T4301ELW00
36 W	L = 726 mm	=80	1,06 kg	13°	1782 lm	3000K	T430210W00
				27°	1662 lm	3000K	T430225W00
				EL	1782 lm	3000K	T4302ELW00
48 W	L = 966 mm	=80	1,34 kg	13°	2376 lm	3000K	T430310W00
				27°	2216 lm	3000K	T430325W00
				EL	2376 lm	3000K	T4303ELW00



IP65

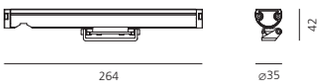

24Vdc power supplied separately

			12W	24W	36W	48W	
Driver 40W	24 Vdc	IP67	3	1	1		NL62040
Driver 70W	24 Vdc	IP67	5	2		1	NL89080
Driver 150W	24 Vdc	IP67	12	6	4	3	NL62880

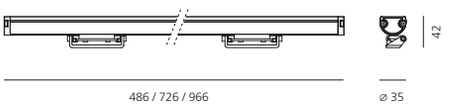

Components needed for dimming are available upon request.

Antidazzle screen	247mm	T430801
	469mm	T430802
	709mm	T430803
	946mm	T430804

Spike RGB

W	Length	Weight	Beam	Code
25 W RGB	L = 780 mm	1,06 kg	13°	NL5003110C002
			27°	NL5003130C002
			EL	NL50031ELC002
			40°	NL5003140C002



IP65 16,7 M

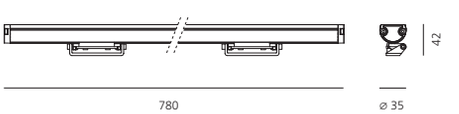

LED driver	NLX 2-70 IP65 70W 24Vdc	PWM	2 max	NL81260
LED driver	NLX 2-100 IP65 100W 24Vdc	PWM	3 max	NL84100
LED driver	NLX 2-150 IP65 150W 24Vdc	PWM	5 max	NL77270

PWM driver for fixtures with autonomous colour programme for stand-alone or controlled
working by means of DMX 512 protocol for installations of all sizes.

DSC 30 USB interfaced DMX stand alone	NL19030

Digital interface provided with software. If connected to the PC USB port, it transforms the programme instructions into DMX 512 control signals.
DSC30 (512 DMX controllable channels, real-time clock, local use) allows computer-interactive programming and stand-alone mode, that is the possibility of autonomous interface repetition without PC connection.

9V/350mA ballast with mini USB connector for DSC30	NL19031
50cm-long cable with HE10 connector for connection to a keyboard	NL7833
Antidazzle screen	NL50035



Palazzo Biandrà, Milan - IT

Superspike

2007





- LED 50 W - 100 W
- 1346 / 1951 lumen
- MacAdam 4SDC
- Beam: S - WF
- CCT 3000K
- RGB
- CRI = 80
- Life = L70(6K)=50000
- IP65

- Lighting appliance with high-yield LED sources.
- Wall or ceiling mounted.
- Monochrome or RGB light.
- Made up of a body, a diffuser, and a protection frame.
- EN AW6060 T5 aluminium extrusion body.
- Clear anti-UV 8mm-thick polycarbonate diffuser.
- Die-cast aluminium caps with silicon gasket.
- Painted aluminium brackets.
- Connection with power unit via bipolar H07RN-F cable with standard IP68 clamp included.

- Remote 24Vdc power unit.
- Optics. PMMA lenses with 3 different beam versions.
- RGB version made of monochrome red, green and blue LEDs.
- Profile finished with 2-stage outdoor treatment: primer, outdoor paint.
- The technical specifications of the appliances comply with EN60598-1.



S = spot
(8°-15°)



WF = wide flood
(30°-45°)

Superspike

Silver grey

W	Length	CRI	Weight	Beam	Flux	CCT	Code
50 W	L = 750 mm	=80	3,4 kg	13°	1411 lm	3000K	NL716610K0
				23°	1346 lm	3000K	NL716625K0
				40°	1463 lm	3000K	NL716640K0
67 W	L = 975 mm	=80	4,35 kg	13°	1881 lm	3000K	NL716710K0
				23°	1795 lm	3000K	NL716725K0
				40°	1951 lm	3000K	NL716740K0



IP65

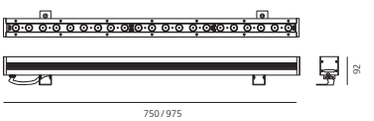

			Super Spike 750	Super Spike 975	Code
Driver	19 W	24Vdc	1		NL89080
Driver	70 W	24Vdc	2	1	NL62880

Superspike RGB

W	Length	Beam	Code
50W	L = 750 mm	13°	NL756510C0
		23°	NL756525C0
		40°	NL756540C0
100W	L = 1450 mm	13°	NL756610C0
		23°	NL756625C0
		40°	NL756640C0



IP65 16,7 M

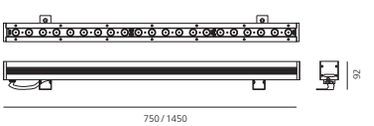

		Super Spike 750	Super Spike 975	Code
LED driver NLX 2-70 IP65 70W 24Vdc	PWM	1		NL81260
LED driver NLX 2-100 IP65 100W 24Vdc	PWM	2	1	NL84100
LED driver NLX 2-150 IP65 150W 24Vdc	PWM	3	1	NL77270

PWM driver for fixtures with autonomous colour programme for stand-alone or controlled working by means of DMX 512 protocol for installations of all sizes.

DSC 30 USB interfaced DMX stand alone	NL19030

Digital interface provided with software. If connected to the PC USB port, it transforms the program instructions into DMX 512 control signals.
DSC30 (512 DMX controllable channels, real-time clock, local use) allows computer-interactive programming and stand-alone mode, that is the possibility of autonomous interface repetition without PC connection.

9V/350mA ballast with mini USB connector for DSC30	NL19031
50cm-long Cable with HE10 connector for connection to a keyboard	NL7833



Ex [illegible] Tabacchi (Local Government departments), Rome - IT, Seste Engineering

LineaLed Drive-over

Carlotta de Bevilacqua
2010





- 5 W - 8 W
- 115 / 206 lumen
- MacAdam 7SDCM
- Beam: XF
- CCT 3000K
- CRI = 75
- Life = L70(6K)=35000h
- IP65 / IP67

- Walk over and drive over approved up to 5000Kg.
- Light fixture with high-performance LED light sources.
- Walk-over and drive-over recessed floor installation.
- Monochromatic or RGB light.
- Composed of body, diffuser, recessing box, closing end caps, junctions.
- Body in extruded EN AW6060 T5 aluminum.
- Opal non-slippery tempered glass 8mm-thick.
- Glass surface temperature lower than 35°.
- Profile end caps in aluminum EN AW 6060.
- Recessing box for laying in stainless steel AISI 304.

- Recessing box end caps and junction in stainless steel AISI 304.
- Electrical connection to the ballast by means of a two-pole cable H05RN-F, with IP68 quick-release terminal block which is supplied with the fixture and can be housed in the recessing box.
- 24Vdc remote ballast.
- Body fastened to the recessing box by means of proper pre-stressed steel springs supplied with the fixture.
- Painted profile with 2-stage outdoor treatment: primer, outdoor paint.
- RGB version with Full Colour RGB LEDs.
- Technical features of light fixtures in compliance with EN60598-1.

LineaLed

W	Lenght	CRI	Beam	Flux	CCT	Code
5 W	618 mm	=75	XF	115 lm	3000K	NL7398VSK0
8 W	978 mm	=75	XF	206 lm	3000K	NL7419VSK0



Driver 24Vdc SELV supplied separately

			5W	8W	
Driver	40W	24 Vdc	6 max	4 max	NL62040
Driver	70W	24 Vdc	12 max	7 max	NL89080
Driver	150W	24 Vdc	16 max	10 max	NL62880

IP65/**IP**67

Maximum linear length of a series of products with one supply line: 6m. For lines oif length exceeding 6m, provide multiple supply lines.



Housing	L=622mm	NL76720
Housing	L=982mm	NL76700
Continuity joint - 80 x 50 x 1,5mm		NL75810
Housing end cap (pair) - 46,5 x 62,5 x1,5mm		NL76750
Power feed connector & connector end cap		NL19052
Female power connector for discontinuous connection		NL19023
Male power connector for discontinuous connection		NL19021

LineaLed RGB

W	Length	Code
10 W	618mm	NL76480
16 W	978mm	NL76490



Driver 24Vdc SELV supplied separately

	7,2 W	12 W	
LED driver NLX2-70 IP65 70W 24Vdc PWM	8 max	5max	NL81260
LED driver NLX2-100 IP65 100W 24Vdc PWM	12 max	7max	NL84100
LED driver NLX2-150 IP65 150W 24Vdc PWM	18 max	10max	NL77270

IP65/**IP**67 16,7 M

PWM driver for fixtures with autonomous colour programmers for stand-alone or controlled working by means of DMX 512 protocol for installations of all sizes.



DSC 30 USB interfaced DMX stand alone	NL19030

Digital interface provided with software. If connected to the PC USB port, it transforms the programmers instructions into DMX 512 control signals. DSC30 (512 DMX controllable channels, real-time clock, local use) allows computer-interactive programming and stand-alone mode, that is the possibility of autonomous interface repetition without PC connection.

9V/350mA ballast with mini USB connector for DSC30	NL19031
50cm-long Cable with HE10 connector for connection to a keyboard	NL7833

Housing	L=622mm	NL76720
Housing	L=982mm	NL76700
Continuity joint - 80 x 50 x 1,5mm		NL75810
Housing end cap (pair) - 46,5 x 62,5 x1,5mm		NL76750
Power supply connector & connector end cap		NL19052
Female power connector for discontinuous connection		NL19023
Male power connector for discontinuous connection		NL19021



Twirl, Università Statale di Milano, Milan - IT, Project: Zaha Hadid

LineaLed Wallwasher

Carlotta de Bevilacqua
2011

- 8,5 W / 34 W
- 411 / 16656 lumen
- MacAdam 2SDCM
- Beam: S - F - EL
- CCT 3000K
- CRI = 80
- Life = L70(6K)
- IP65 / IP67

- Walk over and drive over approved up to 5000Kg.
- Light fixture with high-performance LED light sources.
- LineaLed Wallwasher: walk-over and drive-over recessed floor installation. Consist of body, diffuser, recessing box, closing end caps, junctions. Body fastened to the recessing box by means of proper pre-stressed steel springs supplied with the fixture.
- LineaLed Wallwasher adjustable: Wall or ceiling installation. Consist by body in extruded aluminium, protection glass, adjustable die-cast aluminium brackets.
- Body in extruded EN AW6060 T5 aluminum.
- Transparent non-slippery tempered glass 8mm-thick. Glass surface temperature lower than 50°.
- Profile end caps in injection-mould polycarbonate with silicone gasket.
- Recessing box for laying, recessing box end caps and junction in stainless steel AISI 304.
- Electrical connection to the ballast by means of a two-pole cable H05RN-F; with IP68 quick-release terminal block which is supplied with the fixture and can be housed in the recessing box (LineaLed Wallwasher) or with IP68 terminal board supplied with the fixture (LineaLed Wallwasher adjustable).
- 24Vdc remote ballast.
- Optics. PMMA lenses in 3 different versions of beams.
- Painted profile and brackets with 2-stage outdoor treatment: primer, outdoor paint.
- Technical features of light fixtures in compliance with EN60598-1.





Palazzo Via Manzoni, Milan - IT, Project: Studio Pivato SAS, arch. Cristina Pivato

Spot optic

Concentrated luminous flow to highlight details avoiding unwanted light dispersion.

12° optic



Flood optic

Medium luminous flux to highlight details, large sections of windows..

28° optic



Elliptical optic

Elliptical distribution of the luminous flow suitable for wallwasher effect.

elliptical optic (WW)











Chiesa di Capalbio Scalo, Capalbio - IT

LineaLed Wallwasher

Silver grey

W	Lenght	CRI	Weight	Beam	Flux	CCT	Code
8,5 W	300 mm	=80	0,9 kg	12°	416 lm	3000K	NL1732010K0
				28°	411 lm	3000K	NL1732025K0
				EL	416 lm	3000K	NL17320ELK0
17 W	500 mm	=80	1,5 kg	12°	832 lm	3000K	NL1732110K0
				28°	822 lm	3000K	NL1732125K0
				EL	832 lm	3000K	NL17321ELK0
25 W	780 mm	=80	2,21 kg	12°	1248 lm	3000K	NL1732210K0
				28°	1234 lm	3000K	NL1732225K0
				EL	1248 lm	3000K	NL17322ELK0
34 W	978 mm	=80	2,77 kg	12°	1665 lm	3000K	NL1732310K0
				28°	1645 lm	3000K	NL1732325K0
				EL	1665 lm	3000K	NL17323ELK0



IP65/67 **IK**07

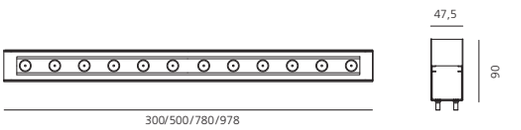

Driver 24Vdc SELV supplied separately

				8,5W	17 W	25 W	34 W	Code
Driver	40W	IP67	24 Vdc	4max	2max	1max	1max	NL62040
Driver	70W	IP67	24 Vdc	7max	3max	2max	1max	NL89080
Driver	150W	IP67	24 Vdc	10max	5max	3max	2max	NL62880

Maximum linear length of a series of products with one feeding line: 2m. For lines oif length exceeding 2m, provide multiple feeding lines.

Housing	L=300mm	NL76740
	L=500mm	NL76730
	L=780mm	NL76710
	L=980mm	NL76700
Continuity joint - 80 x 50 x 1,5mm		NL75810
Housing end cap (pair) - 46,5 x 62,5 x1,5mm		NL76750
Power feed connector & connector end cap		NL19052
Female power connector for discontinuous connection		NL19023
Male power connector for discontinuous connection		NL19021

LineaLed Wallwasher adjustable

W	Lenght	CRI	Weight	Beam	Flux	CCT	Code
8,5 W	300 mm	=80	0,9 kg	12°	416 lm	3000K	NL1733010K0
				28°	411 lm	3000K	NL1733025K0
				EL	416 lm	3000K	NL17330ELK0
17 W	500 mm	=80	1,5 kg	12°	832 lm	3000K	NL1733110K0
				28°	822 lm	3000K	NL1733125K0
				EL	832 lm	3000K	NL17331ELK0
25 W	780 mm	=80	2,21 kg	12°	1248 lm	3000K	NL1733210K0
				28°	1234 lm	3000K	NL1733225K0
				EL	1248 lm	3000K	NL17332ELK0
34 W	978 mm	=80	2,77 kg	12°	1665 lm	3000K	NL1733310K0
				28°	1645 lm	3000K	NL1733325K0
				EL	1665 lm	3000K	NL17333ELK0



IP65 **IK**07

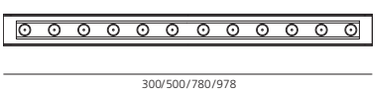



Driver 24Vdc SELV supplied separately

				8,5W	17 W	25 W	34 W	Code
Driver	40W	IP67	24 Vdc	4max	2max	1max	1max	NL62040
Driver	70W	IP67	24 Vdc	7max	3max	2max	1max	NL89080
Driver	150W	IP67	24 Vdc	10max	5max	3max	2max	NL62880

Label Light

2001



- 8 W / 12 W
- 285 / 428 lumen
- Beam: AS (asymmetrical)
- CRI=80
- CCT: 2900K
- IP65



AS = Asymmetrical

- Light fixture with 5mm LED light sources.
- Wall and ceiling installation by means of special accessories (clips).
- 26mm-diameter body in UV-stabilised transparent polycarbonate.
- End caps in PVC with o-ring gasket and insulating resin.
- IP68 cable gland PG7 in polyamide.
- Electrical connection to the mains by means of cable H05RN-F (monochromatic version).
- Optional IP68 terminal boards.
- PVC clips for fixing and adjustment (standard supply).
- Glow wire test 960°C.
- Technical features of light fixtures in compliance with EN60598-1 and part 2-13.

W	Lenght	CRI	Weight	Beam	Flux	CCT	Single connection	Double connection
							Code	Code
8 W	850 mm	=80	0,26 kg	AS	285 lm	2900K	AI00000	AI10000
12 W	1250 mm	=80	0,57 kg	AS	428 lm	2900K	AI20000	AI30000



IP65

Driver 24Vdc SELV supplied separately

Driver	Vac	IP	8 W	12 W	Code
cv 25W 24Vdc	110-277V	67	2	1	T409996
cv 60W 24Vdc	110-277V	67	6	3	T409998
cv 90W 24Vdc	110-277V	67	8	4	T409999
cv 150W 24Vdc	110-277V	67	15	7	DV5004

Accessories

	Code
Wall fixing	AI90000
Small clamps IP68	NL18274



Single connection
Connector cable length: 1000 mm



Double connection
Connector cable length: 2x1000 mm
Maximum total length of fixtures connected in series: 4 meters


3
2
2



Piazza dei Guidi, Vinci Florence - IT Lighting Design: Studio Cannata e Partners

Dedalo

2013



- LED 24 W, 48 W, 60 W
- 1104 / 2202 lumen
- McAdm 3SDCM
- CCT 3200K
- RGB
- CRI = 80
- IP65 / IP40

- Light fixture with high-performance LED light sources.
- Ceiling, wall or floor installation.
- Flexible profile.
- Flexible UV-resistant polyurethane resin rim.
- Accurate led selection equal to 3-Step MacAdam, ensuring colour consistency.
- 3M adhesive film to fix the product, supplied with the fixture.
- Remote driver.

- Electrical connection to the driver by means of H05RN-F (IP65) or FEP-FEP cable (IP40), and appropriate terminal board, provided with the fixture.
- RGB Full colour LED.
- Operating temperature -20°C / +40°C.
- Technical features of light fixtures in compliance with EN60598-1.

W	L (mm)	CRI	Weight	Flux	CCT	IP65 Code	IP40 Code
24 W 300 LED	5000	=80	0,4 kg	1104 lm	3200K	NL17034VTK0	NL17032VTK0
48 W 600 LED	5000	=80	0,4 kg	2202 lm	3200K	NL17034VTK1	NL17032VTK1

24 W divisible every 100 mm

48 W divisible every 50mm

Driver 24Vdc SELV supplied separately



Driver	Vac	Lmm	Wmm	Hmm	IP	24W	48W	Code
cv 40W 24Vdc	220-240	268	66	55	67	1max		NL62040
cv 70W 24Vdc	220-240	268	66	51	67	2max	1max	NL89080
cv 150W 24Vdc	220-240	268	66	51	67	5max	2max	NL62880
Connection Kit (1 male - 2 female)								NL170330

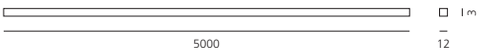

RGB

W	L (mm)	CRI	Weight	RGB	IP65 Code	IP40 Code
60 W 240 LED	5000	=80	0,48 kg	16,7m	NL17037	NL17036

60 W divisible every 62,5 mm



Driver	Vac	IP	Lmm	Wmm	Hmm		Code
cv75W 12Vdc PWM	220-240	IP20	153	50	23	1max	NL19084
cv100W 12Vdc	220-240	IP67	120	120		1max	NL88070

DSC 30 USB interface DMX stand alone	NL19030
9V/350mA ballast with mini USB connector for DSC30	NL19031
50cm cable with HE10 connector for keyboard (optional)	NL7833

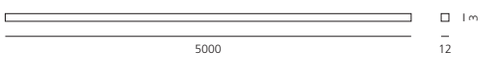



Projector

522 Minispot
526 Ego Spot
530 Epulo
534 Falange
538 Obice



Minispot

2007

- LED 2W
- 95 lumen
- MacAdam 7SDC
- Beam: F / WF
- CCT 3000K
- CRI = 80
- Life = L70(6K)>36300
- IP65

+/-150°



F = flood
(15°-30°)



WF = wide flood
(30°-45°)

- Light fixture with high-performance LED light sources.
- Ground, floor, wall installation.
- Consists of body, metal ring, diffuser in opaline polycarbonate, 3mm thick.
- Body and metal ring in anticorodal aluminium, anodized.
- Silicone o-ring gaskets.
- Remote driver supplied separately.
- Power connection to the driver by means of H05RN-F cable and IP68 electrical terminal board, supplied with the fixture.
- Fixed optic. PMMA lenses in 3 different versions of beams.
- Picket for ground installation.
- Technical features of light fixtures in compliance with EN60598-1 and part 2-5.
- Installation must be carried out by specialized personnel.



Minispot

Silver

W	CRI	Weight	Beam	Flux	CCT	Code
2W	=80	0,19 kg	17°	95 lm	3000 K	NL702910K0
			25°	95 lm	3000 K	NL702925K0
			37°	95 lm	3000 K	NL7029ELK0

IP65

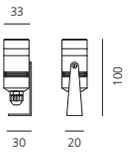



Driver 700mA SELV supplied separately

Driver	V(ac)	L_{mm}	W_{mm}	H_{mm}		Code
cc 11 W 700mA	220-240	145	65	5567	1 - 4 max	NL19024
cc 19 W 700mA	220-240	145	65	5567	7	NL19028
cc 35 W 700mA	220-240	145	65	5567	7 - 13 max	NL19029

Picket in anodised metal 37 x 180mm	NL97150



Private residence, Milan - IT, interior design: Erna Corbetta. Ph. Beppe Raso



Private residence, Milan - IT, interior design: Erna Corbetta. Ph. Beppe Raso



Ego Spot

2005

- LED 12 W white
- 755 / 711 / 723 lumen
- MacAdam 3SDC
- Beam: S - F - EL (elliptical)
- CCT 3000K
- CRI = 80
- Life = L70(6K)>50000
- IP65

+/- 90°

- Light fixture with high-performance LED light sources.
- Ground, floor, wall installation.
- Consists of body, frame, glass and bracket.
- Aluminium folded sheet bracket. All aluminium components are anodized.
- Diffuser in glass, 10mm-thick.
- Gaskets in EPDM.
- Remote driver supplied separately.
- Power connection to the driver by means of H05RN-F cable and IP68 electrical terminal board, supplied with the fixture.

- Fixed optic. PMMA lenses in 3 different versions of beams.
- Picket for ground installation in galvanized sheet iron.
- Painted aluminium with 2-stage outdoor treatment: antioxidant primer, polyester paint.
- Technical features of light fixtures in compliance with EN60598-1 and part 2-13.
- Installation must be carried out by specialized personnel.







Spot optic

Concentrated luminous flow to highlight details avoiding unwanted light dispersion.

10° optic





Flood optic

Medium luminous flux to highlight details, large sections of windows.

26° optic





Elliptical optic

Elliptical distribution of the luminous flow suitable for wallwasher effect.

elliptical optic (WW)

Silver grey

Ego Spot 6 24Vdc

W	CRI	Weight	Beam	Flux	CCT	Code
12 W	=80	0,75 kg	10°	755 lm	3000K	T7633SPW00
			26°	711 lm	3000K	T7633FLW00
			EL	723 lm	3000K	T7633ELPTW00



IP65

Driver 24Vdc SELV supplied separately

Driver	40W	24Vdc	IP67	3 max	NL62040
Driver	70W	24Vdc	IP67	5 max	NL89080
Driver	150W	24Vdc	IP67	10 max	NL62880
Picket					NL97150

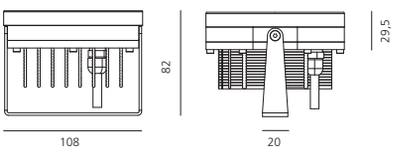



Hotel Château Monfort, Milan - IT, Arch. Sofia Vedani + FZI Interiors, ph. Stefano Oppo



Epulo

Ernesto Gismondi
2012

- LED 23 W, 38 W
- 1187 / 2188 lumen
- MacAdam 4SDC
- Beam: XS - WF - EL (elliptical)
- CCT 3000K
- CRI = 80
- Life = L70(6K)>39300
- IP65

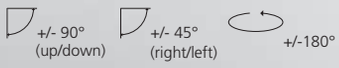

- Light fixture with adjustable direct emission, with high-performance LED light sources.
- Floor, wall and eaves installation.
- 2 sizes: Epulo 13 and Epulo 18.
- Available in two finishes: grey-white painted (RAL 9002) and anthracite grey painted.
- Consists of lighting unit, terminal board and fixing bracket. Rotation on the base +/-180°, side body tilt +/-45° and front body tilt +0/-90 by means of a spherical joint allowing an accurate adjustment.
- Body and terminal board in EN AB-47100 aluminium, fixing bracket in stainless steel, silicone gaskets. Electronic ballast integrated in the body.
- Silkscreened tempered glass siliconed flush with the body to avoid backwater.
- The device is provided with a safety cable with hook to allow easy wiring during its installation in any position.
- IP67 connector for electric connection to the mains, it can be housed in the terminal board compartment and is suitable for cables with a diameter of 5-13.5mm.
- PMMA lenses in 3 different versions of beams.
- Screws in AISI 316 stainless steel.
- The components in die-cast aluminium and the steel bracket are painted with 3-stage outdoor treatment: nanotechnologies, antioxidant primer, polyester paint.
- Technical features of light fixtures in compliance with EN60598-1 and part 2-5.







Extra Spot optic

Concentrated luminous flow to highlight details avoiding unwanted light dispersion.

6° optic





Wide Flood optic

Wide luminous flow suitable for lighting large areas.

40° optic





Elliptical optic

Elliptical distribution of the luminous flow suitable for wall washer effect.

elliptical optic (WW)

Grey-white RAL9002 ○

Anthracite grey ●

Epulo 13

W	CRI	Weight	Beam	Flux	CCT	Color	Code
23 W	=80	2,71 kg	6°	1231 lm	3000K	○	T418910W00
						●	T418910W10
			40°	1187 lm	3000K	○	T418939W00
						●	T418939W10
			EL	1198 lm	3000K	○	T4189ELW00
						●	T4189ELW10



IP65 IK06

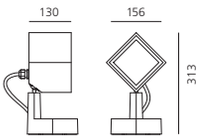

220/240Vac 50/60Hz electronic ballast included

Epulo 18

W	CRI	Weight	Beam	Flux	CCT	Color	Code
38 W	=80	5,00 kg	6°	2188 lm	3000K	○	T418810W00
						●	T418810W10
			40°	2110 lm	3000K	○	T418839W00
						●	T418839W10
			EL	2136 lm	3000K	○	T4188ELW00
						●	T4188ELW10



IP65 **IK**06

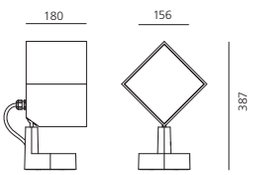

220/240Vac 50/60Hz electronic ballast included



Artemide Offices, Milan - IT

Danese Milano, Milan - (IT)

Falange

Wilmotte & Industries
2011





- LED 22 W, 44 W
- 1187 / 2462 lumen
- MacAdam 4SDC
- Beam: S - WF - EL (elliptical)
- CCT 3000K
- CRI = 80
- Life = L70(10K)>60500
- IP65 ⏚



- Adjutable light fixture with direct emission, with high-performance LED light sources.
- Ground, wall, eaves installation.
- 2 sizes: 134x134, 238x134 mm.
- Composed by adjustable lighting unit and support (housing the wiring) by means of a graduated metal ring allowing an accurate adjustment. Positioning is maintained by means of locking dowels.
- Body and support in EN AB44100 aluminium, silicone gaskets.
- Electronic ballast integrated in the body.
- Silkscreened tempered glass siliconed to a secondary frame.
- Wiring to be carried out by means of plug IP 68.

- PMMA lenses in 3 different versions of beams.
- AISI 316 stainless steel screws.
- Painted die-cast aluminium with 3-stage outdoor treatment: nanotechnologies, antioxidant primer, polyester paint.
- Technical features of light fixtures in compliance with EN60598-1 and part 2-5.







Spot optic

Concentrated luminous flow to highlight details avoiding unwanted light dispersion.

S = spot
(8°-15°)





Wide Flood optic

Wide luminous flow suitable for lighting large areas.

WF = wide flood
(30°-45°)





Elliptical optic

Elliptical distribution of the luminous flow suitable for wall washer effect.

EL = elliptical (WW)

Grey-white RAL9002 ○

Anthracite grey ●

Falange 9

W	CRI	Weight	Beam	Flux	CCT	Color	Code
22 W	=80	2,00 kg	10°	958 lm	3000K	○	NL3000010K002
						●	NL3000010K005
			34°	764 lm	3000K	○	NL3000039K002
						●	NL3000039K005
			EL	830 lm	3000K	○	NL30000ELK002
						●	NL30000ELK005



IP65

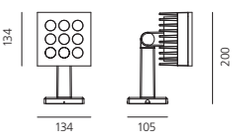

220/240Vac 50/60Hz electronic ballast included

Falange 18

W	CRI	Weight	Beam	Flux	CCT	Color	Code
44 W	=80	3,05 kg	10°	1917 lm	3000K	○	NL3000110K002
						●	NL3000110K005
			34°	1529 lm	3000K	○	NL3000139K002
						●	NL3000139K005
			EL	1661 lm	3000K	○	NL30001ELK002
						●	NL30001ELK005



IP65

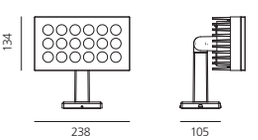

220/240Vac 50/60Hz electronic ballast included

Obice

Alessandro Pedretti
(Studio Rota & Partners)
2014, 2016



- LED 3 W - 10 W
- 112 / 670 lumen
- MacAdam 2SDC (Obice / Obice Mini), 4SDC (Obice Micro)
- Beam: F - WF - EL (elliptical accessory)
- CCT 3000K
- CRI = 80
- Life = L70(6K)>36000 (Obice, Obice Mini)
- Life = L70(6K)>50000 (Obice Micro)
- IP65, IP 40 (Obici Micro)
- Obice ⏚, Obice Mini ♻, Obice Micro IP40 ⏚, Obice Micro IP65 ⧈

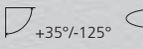



F = flood
(15°-30°)



WF = wide flood
(30°-45°)

- Lights fixture with high-performance LED light sources.
- Wall / ceiling installation.
- Monochromatic light.
- Consist of: body, adjustable joint, terminal board and protective screen.
- Body in injection mould of aluminium.
- Terminal base and adjustable joint in injection mould of aluminium.
- Flange, protection screen in tempered glass, 4mm-thick, with black opal serigraphy.
- Integrated power supply (Obice e Obice Micro), 24Vdc remote driver included (Obice mini).
- Wiring to be carried out by means of a plug (IP68) located in the terminal base (only for Obice and Obice Micro).
- Technical features of light fixtures in compliance with EN60598-1.



Obice

White ○ Black ●

Obice

W	CRI	Weight	Beam	Flux	CCT	Color	Code
10 W	=80	1,24 kg	19°	670 lm	3000 K	●	T430518W10
						○	T430518W20
			34°	605 lm	3000 K	●	T430534W10
						○	T430534W20



IP65 **IK**06 ⏚

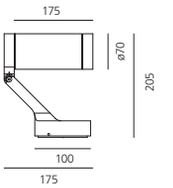

220/240Vac 50/60Hz electronic ballast included

Obice Mini

W	CRI	Weight	Beam	Flux	CCT	Color	Code
7 W	=80	0,87 kg	19°	505 lm	3000 K	●	T430418W10
						○	T430418W20
			34°	460 lm	3000 K	●	T430434W10
						○	T430434W20



IP65 **IK**06 ⏚

Driver 24Vdc SELV supplied separately

Driver	Vac	L_{mm}	W_{mm}	H_{mm}	IP		Code
cv 12 W 24Vdc	220-240	145	65	55	65	1max	NL11027
cv 40 W 24Vdc	220-240	139	65	50	67	3max	NL62040
cv 70 W 24Vdc	220-240	182	42	18	67	8max	NL89080
cv 150 W 24Vdc	220-240	235	66	51	67	18max	NL62880

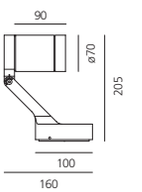

Obice Micro

W	CRI	Weight	Beam	Flux	CCT	Color	IP40 Code	IP65 Code
3 W	=80	0,28 kg	23°	112 lm	3000 K	●	M3160FLW10	T4314FLW10
						○	M3160FLW20	T4314FLW20
			32°	115 lm	3000 K	●	M3160WFLW10	T4314WFLW10
						○	M3160WFLW20	T4314WFLW20



IP40 / **IP**65 **IK**06 ⏚/□

220/240Vac 50/60Hz electronic ballast included

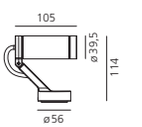

Accessories

		Color	Code
	Accessories holder	○	T430600020
		●	T430600010
	Lens for elliptical emission		T430700000




Artemide
IP65/67

Downlighting
Walk-over/Drive-over

544 Ego downlight
562 Ego walk-over / drive-over
578 Megara
586 Microled
590 Aria
594 Faci



Ego downlight

2012



- LED 1 W - 17 W
- 76 / 797 lumen
- MacAdam 4SDC
- Beam: XS - WF - EL (elliptical), WW (Wall Washer)
- CCT 3000K
- CRI = 80
- Life = L70(6K)>39300
- IP65 / IP67
- Ego 55-90, Ego Flat / Ego 150-220

- Light fixture with high-performance LED light sources.
- Ceiling installation.
- Two different housing depths.
- Round and square version in five sizes.
- Consists of body, frame, glass diffuser, fixing springs (Ego Flat and Ego 55-90), fixing brackets (Ego 150-220-320).
- Body in EN AB-44100 aluminium, silicone gaskets.
- Frame in aluminium or stainless steel AISI 316.
- Black silkscreened tempered glass, 8mm-thick.
- Fixing springs in harmonic iron.
- Power connection to the mains by means of a H05RN-r cable and IP68 electrical terminal board, supplied with the fixture.
- Glass surface temperature lower than 40°C.
- Fixed and adjustable optics. PMMA lenses in 3 different versions of beams.
- Painted die-cast aluminium with 3-stage outdoor treatment: nanotechnologies, anti-oxydant primer, polyester paint.
- Technical features of light fixtures in compliance with EN60598-1 and part 2-13.







Ego 55 downlight
Recessed depth 94 mm

⌀ 47 ±1 mm

max 35 mm

Ego 90 downlight
Recessed depth 90 mm

⌀ 80 ±2 mm

max 35 mm

Ego 150 downlight
Recessed depth 120 mm

⌀ 135 ±2 mm

□ 135 ±2 mm

max 40 mm

Ego 55 downlight
Recessed depth 60 mm

⌀ 47 ±1 mm

max 40 mm

Ego 90 downlight
Recessed depth 60 mm

⌀ 80 ±2 mm

max 35 mm

Ego 150 downlight
Recessed depth 60 mm

⌀ 135 ±2 mm

□ 135 ±2 mm

max 35 mm





Ego 220 downlight
Recessed depth 117 mm

⌀ 203 ±2 mm

□ 203 ±2 mm

max 40 mm

Ego 220 downlight
Recessed depth 60 mm

⌀ 203 ±2 mm

□ 203 ±2 mm

max 35 mm



XS = extra spot
(<8°)



S = spot
(8°-15°)



F = flood
(15°-30°)



WF = wide flood
(30°-45°)



WW = wall washer





Centro Servizi dello Studentato Universitario, Trento - IT
Progect: Studio Palerm and Tabares de Nava s.L. Arquitectos + CLA SdS Engeneering, ing Luca Masini

Ego 55 downlight round

W	CRI	Weight	Beam	Flux	CCT	**Aluminium IK**09	**Stainless steel IK**10
						Code	Code
1,5 W	=80	0,28 kg	14°	83 lm	3000K	T4081SPW00	T4080SPW00
			32°	76 lm	3000K	T4081WFLW00	T4080WFLW00
			EL	78 lm	3000K	T4081ELPTW00	T4080ELPTW00



Electronic ballast 24V SELV supplied separately

IP65/ **IP**67

Driver	25 W IP67 148x40x32mm	T409996	
Driver	60 W IP67 163x43x32mm	T409998	
Driver	90 W IP67 161x61x36mm	T409999	

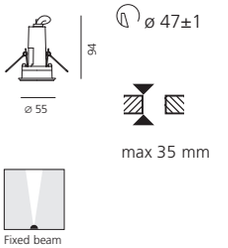

Verify driver / recessed hole's dimensions.

Please see page 735 for drivers installation details.

Ego 55 Flat downlight round

W	CRI	Weight	Beam	Flux	CCT	**Aluminium IK**09	**Stainless steel IK**10
						Code	Code
1 W	=80	0,39 kg	14°	83 lm	3000K	T42001SPW00	T42009SPW00
			32°	76 lm	3000K	T42001WFLW00	T42009WFLW00
			EL	78 lm	3000K	T42001ELPTW00	T42009ELPTW00



Electronic ballast 24V SELV supplied separately

IP65/**IP**67

Driver	6 W	350mA	IP67	4 max	NL11022
Driver	11 W	350mA	IP67	3 min - 9 max	NL19019

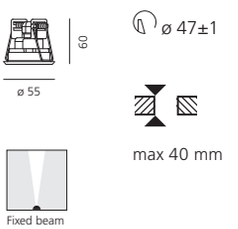

Please see page 875 for drivers installation details.

Ego 55 downlight square

W	CRI	Weight	Beam	Flux	CCT	**Aluminium IK**09 Code	**Stainless steel IK**10 Code
1,5 W	=80	0,52 kg	14°	83 lm	3000K	T4061SPW00	T4060SPW00
			32°	76 lm	3000K	T4061WFLW00	T4060WFLW00
			EL	78 lm	3000K	T4061ELPTW00	T4060ELPTW00



Electronic ballast 24V SELV supplied separately

IP65/ **IP**67

Driver	25 W IP67 148x40x32mm	T409996
Driver	60 W IP67 163x43x32mm	T409998
Driver	90 W IP67 161x61x36mm	T409999

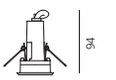

ø 47±1



max 35 mm



Fixed beam

Verify driver / recessed hole's dimensions.

Please see page 875 for drivers installation details.

Ego 55 Flat downlight square

W	CRI	Weight	Beam	Flux	CCT	**Aluminium IK**09 Code	**Stainless steel IK**10 Code
1 W	=80	0,39 kg	14°	83 lm	3000K	T42002SPW00	T42010SPW00
			32°	76 lm	3000K	T42002WFLW00	T42010WFLW00
			EL	78 lm	3000K	T42002ELPTW00	T42010ELPTW00



Electronic ballast 24V SELV supplied separately

IP65/ **IP**67

Driver	6 W	350mA	IP67	3 max	NL11022
Driver	11 W	350mA	IP67	3 min - 9 max	NL19019



ø 47±1



max 40 mm



Fixed beam

Please see page 875 for drivers installation details.

Ego 90 downlight round

W	CRI	Weight	Beam	Flux	CCT	**Aluminium IK**10 Code	**Stainless steel IK**10 Code
3 W	=80	0,50 kg	10°	220 lm	3000K	T4083SPW00	T4082SPW00
			24°	179 lm	3000K	T4083FLW00	T4082FLW00
			EL	162 lm	3000K	T4083ELPTW00	T4082ELPTW00



IP65/ **IP**67

Electronic ballast 24V SELV supplied separately

Driver	25 W IP67 148x40x32mm	T409996
Driver	60 W IP67 163x43x32mm	T409998
Driver	90 W IP67 161x61x36mm	T409999



ø 80±2

max 35 mm



Verify driver / recessed hole's dimensions.

Please see page 735 for drivers installation details.

Ego 90 Flat downlight round

W	CRI	Weight	Beam	Flux	CCT	**Aluminium IK**10 Code	**Stainless steel IK**10 Code
3 W	=80	0,52 kg	10°	220 lm	3000K	T42003SPW00	T42011SPW00
			24°	179 lm	3000K	T42003FLW00	T42011FLW00
			EL	162 lm	3000K	T42003ELPTW00	T42011ELPTW00



IP65/ **IP**67

Electronic ballast 24V SELV supplied separately

Driver	6 W	350mA	IP67	1 max	NL11022
Driver	11 W	350mA	IP67	3 max	NL19019



ø 80±2

max 35 mm



Please see page 735 for drivers installation details.

Ego 90 downlight square

W	CRI	Weight	Beam	Flux	CCT	**Aluminium IK**10 Code	**Stainless steel IK**10 Code
3 W	=80	0,50 kg	10°	220 lm	3000K	T4063SPW00	T4062SPW00
			24°	179 lm	3000K	T4063FLW00	T4062FLW00
			EL	162 lm	3000K	T4063ELPTW00	T4062ELPTW00



Electronic ballast 24V SELV supplied separately

Driver	25 W IP67 148x40x32mm	T409996
Driver	60 W IP67 163x43x32mm	T409998
Driver	90 W IP67 161x61x36mm	T409999

IP65/ **IP**67







Verify driver / recessed hole's dimensions.

Please see page 735 for drivers installation details.

Ego 90 Flat downlight square

W	CRI	Weight	Beam	Flux	CCT	**Aluminium IK**10 Code	**Stainless steel IK**10 Code
3 W	=80	0,52 kg	10°	220 lm	3000K	T42004SPW00	T42012SPW00
			24°	179 lm	3000K	T42004FLW00	T42012FLW00
			EL	162 lm	3000K	T42004ELPTW00	T42012ELPTW00



Electronic ballast 24V SELV supplied separately

Driver	6 W	350mA	IP67	1 max	NL11022
Driver	11 W	350mA	IP67	3 max	NL19019

IP65/ **IP**67

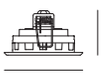





Please see page 735 for drivers installation details.

Ego 150 downlight round

W	CRI	Weight	Beam	Flux	CCT	**Aluminium IK**09 Code	**Stainless steel IK**09 Code
8 W	=80	1,3 kg	5°	366 lm	3000K	T4085NSPW00	T4084NSPW00
			38°	321 lm	3000K	T4085WFLW00	T4084WFLW00
			EL	366 lm	3000K	T4085ELPTW00	T4084ELPTW00



IP65/ **IP**67

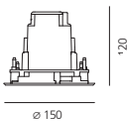

ø 135±2



max 40 mm



Adjustable beam
+/- 15°

220/240Vac 50/60Hz electronic ballast included

Ego 150 Flat downlight round

W	CRI	Weight	Beam	Flux	CCT	**Aluminium IK**09 Code	**Stainless steel IK**09 Code
6 W	=80	0,88 kg	5°	366 lm	3000K	T42005NSPW00	T42013NSPW00
			38°	321 lm	3000K	T42005WFLW00	T42013WFLW00
			EL	366 lm	3000K	T42005ELPTW00	T42013ELPTW00



IP65/ **IP**67

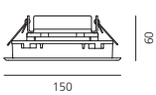

ø 135±2



max 35 mm



Fixed beam

Electronic ballast 500mA SELV supplied separately

Driver	14 W	500mA	IP67	1 max	NL19046
Driver	20 W	500mA	IP67	2 max	NL19047

Ego 150 downlight square

W	CRI	Weight	Beam	Flux	CCT	**Aluminium IK**09 Code	**Stainless steel IK**09 Code
8 W	=80	1,35 kg	5°	366 lm	3000K	T4065NSPW00	T4064NSPW00
			38°	321 lm	3000K	T4065WFLW00	T4064WFLW00
			EL	366 lm	3000K	T4065ELPTW00	T4064ELPTW00



IP65/ **IP**67

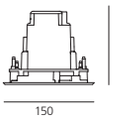

135 x 135±2

max 40 mm



220/240Vac 50/60Hz electronic ballast included

Ego 150 Flat downlight square

W	CRI	Weight	Beam	Flux	CCT	**Aluminium IK**09 Code	**Stainless steel IK**09 Code
6 W	=80	0,88 kg	5°	366 lm	3000K	T42006NSPW00	T42014NSPW00
			38°	321 lm	3000K	T42006WFLW00	T42014WFLW00
			EL	366 lm	3000K	T42006ELPTW00	T42014ELPTW00



IP65/ **IP**67

Electronic ballast 500mA SELV supplied separately

Driver	14 W	500mA	IP67	1 max	NL19046
Driver	20 W	500mA	IP67	2 max	NL19047

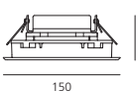

135 x 135±2

max 35 mm



Ego 220 downlight round

W	CRI	Weight	Beam	Flux	CCT	**Aluminium IK**10 Code	**Stainless steel IK**10 Code
17 W	=80	2,6 kg	5°	787 lm	3000K	T4087NSPW00	T4086NSPW00
			38°	794 lm	3000K	T4087WFLW00	T4086WFLW00
			EL	797 lm	3000K	T4087ELPTW00	T4086ELPTW00



IP65/ **IP**67

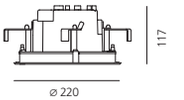

ø 203±2

max 40 mm



Adjustable beam
+/- 15°

220/240Vac 50/60Hz electronic ballast included

Ego 220 Flat downlight round

W	CRI	Weight	Beam	Flux	CCT	**Aluminium IK**10 Code	**Stainless steel IK**10 Code
14 W	=80	1,78 kg	5°	787 lm	3000K	T42007NSPW00	T42015NSPW00
			38°	794 lm	3000K	T42007WFLW00	T42015WFLW00
			EL	797 lm	3000K	T42007ELPTW00	T42015ELPTW00



IP65/ **IP**67 IK10

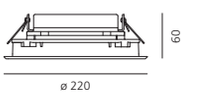

ø 203±2

max 35 mm



Fixed beam

Electronic ballast 500mA SELV supplied separately

Driver	20 W	500mA	IP67	1 max	NL19047

Ego 220 downlight square

W	CRI	Weight	Beam	Flux	CCT	**Aluminium IK**10 Code	**Stainless steel IK**10 Code
17 W	=80	2,7 kg	5°	787 lm	3000K	T4067NSPW00	T4066NSPW00
			38°	794 lm	3000K	T4067WFLW00	T4066WFLW00
			EL	797 lm	3000K	T4067ELPTW00	T4066ELPTW00



IP65/ **IP**67

220/240Vac 50/60Hz electronic ballast included

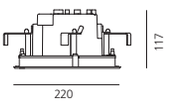



203 x 203±2

max 40 mm

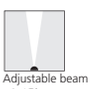

Ego 220 Flat downlight square

W	CRI	Weight	Beam	Flux	CCT	**Aluminium IK**10 Code	**Stainless steel IK**10 Code
14 W	=80	1,78 kg	5°	787 lm	3000K	T42008NSPW00	T42016NSPW00
			38°	794 lm	3000K	T42008WFLW00	T42016WFLW00
			EL	797 lm	3000K	T42008ELPTW00	T42016ELPTW00



IP65/**IP**67 IK10

Electronic ballast 500mA SELV supplied separately

Driver	20 W	500mA	IP67	1 max	NL19047

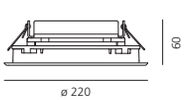



203 x 203±2

max 35 mm





Spot optic

Concentrated luminous flow to highlight details avoiding unwanted light dispersion.





Flood optic

Wide luminous flow suitable for lighting large areas.





Elliptical optic

Elliptical distribution of the luminous flow suitable for wall washer effect.





Ego 150 glass downlight

W	CRI	Weight	Beam	Flux	CCT	Round	Square
						Code	Code
8 W	=80	1,3 kg	5°	366 lm	3000K	T4130NSPW00	T4120NSPW00
			38°	321 lm	3000K	T4130WFLW00	T4120WFLW00
			EL	366 lm	3000K	T4130ELPTW00	T4120ELPTW00



IP65/ **IP**67 **IK**09

220/240Vac 50/60Hz electronic ballast included

Plate for plasterboard	T409919	T409920

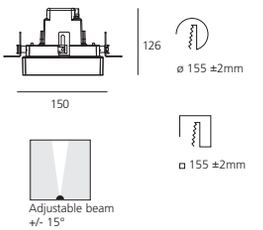

Ego 150 Flat glass downlight

W	CRI	Weight	Beam	Flux	CCT	Round	Square
						Code	Code
6 W	=80	0,92 kg	5°	366 lm	3000K	T42017NSPW00	T42018NSPW00
			38°	321 lm	3000K	T42017WFLW00	T42018WFLW00
			EL	366 lm	3000K	T42017ELPTW00	T42018ELPTW00

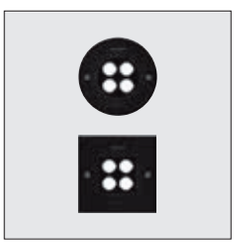

IP65/ **IP**67 **IK**09

Electronic ballast 500mA supplied separately

Driver	14W	500mA	IP67	1 max	NL19046
Driver	20W	500mA	IP67	2 min - 2 max	NL19047

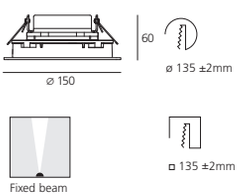

Ego 220 glass downlight

						Round	Square
W	CRI	Weight	Beam	Flux	CCT	Code	Code
17 W	=80	2,4 kg	5°	787 lm	3000K	T4131NSPW00	T4121NSPW00
			38°	794 lm	3000K	T4131WFLW00	T4121WFLW00
			EL	797 lm	3000K	T4131ELPTW00	T4121ELPTW00



IP65/ **IP**67 **IK**09

220/240Vac 50/60Hz electronic ballast included

Plate for plasterboard	T409917	T409918

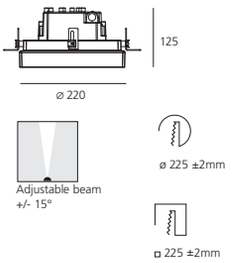

Ego 220 Flat glass downlight

						Round	Square
W	CRI	Weight	Beam	Flux	CCT	Code	Code
14 W	=80	1,67 kg	4°	787 lm	3000K	T42019NSPW00	T42020NSPW00
			38°	794 lm	3000K	T42019WFLW00	T42020WFLW00
			EL	797 lm	3000K	T42019ELPTW00	T42020ELPTW00



IP65/ **IP**67 **IK**09

Electronic ballast 500mA SELV supplied separately

Driver	20W	500mA	IP67	2 min	NL19047

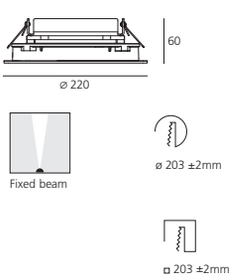



Ego walk-over
Ego drive-over

2012







- LED 1 W / 17 W
- 76 / 797 lumen
- MacAdam 4SDC
- Beam: N - WFL - E (elliptical), WW (Wall Washer)
- CCT 3000K
- CRI = 80
- Life = L70(6K)>39300
- IP65 / IP67
- Ego 55-90 WO / DO, Ego Flat WO / Ego WO / DO





- Light fixture with high-performance LED light sources.
- Recessed ground installation.
- Walk-over and drive-over versions.
- Depth of recess box:
  Ego WO/DO: 110-120 mm
  Ego Flat WO: 60 mm
- WO/DO round and square version, each one in 5 different sizes.
- Fixture consisting of body, frame, glass diffuser, housing.
- Aluminium body EN AB-44100 with silicone gaskets.
- All versions are available with stainless steel frames.
  Ego 55-90 / Ego flat 55-90 also available with polished aluminium frame.
  Ego 150-220 / Ego flat 150-220 also available with 8mm-thick glass flush with the floor.
- Housing in composite techno polymer, to be ordered separately.
- Ego Flat WO H05RN-F feeding cable length: 300 cm.
  Ego WO/DO feeding cable:
  H05RNF 2x1 for Ego 55 - 90,
  H05RNF 3x1 for Ego 150,
  H07RNF 3x1 for Ego 220 - 320,
  cable length 30 cm.
- All Ego versions (excluding Flat version) are supplied with electronic power supply inside the luminaire body. For 55 and 90 versions 24 V power supply and remote power supply to be ordered separately.
- All Ego Flat can be operated by a remote power supply to be ordered separately. Connection cable includes a IP68 electrical terminal board.
- Housing locked by anti-vandal TORX screws in AISI 316 stainless steel.
- Glass surface temperature below 40°C.
- Fixed and adjustable lenses in PMMA in 3 versions with different beam angles.
- Die-cast painted aluminium with 3-stage outdoor treatment: nanotechnologies, antioxidant primer, polyester paint.
- Technical features of light fixtures in compliance with EN60598-1 and part 2-13.

Ego



Recessed depth:

Ego 55	100mm
Ego 90	100mm
Ego 150	120mm
Ego 220	117mm

Spot

Concentrated luminous flow to highlight details avoiding unwanted light dispersion.

Flood

Wide luminous flow suitable for lighting large areas.

Wall Washer

Elliptical distribution of the luminous flow suitable for wall washer effect.








Ego Flat



Silkscreened tempered glass thickness 8mm
T glass 30°C.
Static load 5000Kg

Round or square frame with painted aluminium (3mm) or stainless steel AISI 316 (3mm) ring.
Silkscreened tempered glass thickness 8mm
T glass 30°C.
Static load 5000Kg

Electronic ballast supplied separately

Lighting unit

Polymer recessing box

Reduced recessed depth: 60mm



Ego 55 walk-over aluminium

W	CRI	Weight	Beam	Flux	CCT	Round	Square
						Code	Code
1,5 W	=80	0,28 kg	14°	83 lm	3000K	T4031SPW00	T4001SPW00
			32°	76 lm	3000K	T4031WFLW00	T4001WFLW00
			EL	77 lm	3000K	T4031ELPTW00	T4001ELPTW00



Electronic ballast 24Vdc supplied separately

IP65/ **IP**67 **IK**09

Recessing box		
Driver	24 W IP67 148x40x32mm	T409908
Driver	60 W IP67 163x43x32mm	T409996
Driver	90 W IP67 161x61x36mm	T409998
Driver	90 W IP67 161x61x36mm	T409999



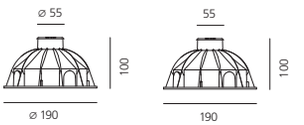

Please see page 875 for drivers installation details.

Ego 55 Flat walk-over aluminium

W	CRI	Weight	Beam	Flux	CCT	Round	Square
						Code	Code
1 W	=80	0,39 kg	14°	83 lm	3000K	T40000SPW00	T40001SPW00
			32°	76 lm	3000K	T40000WFLW00	T40001WFLW00
			EL	77 lm	3000K	T40000ELPTW00	T40001ELPTW00



Electronic ballast 350mA supplied separately

IP65/ **IP**67 **IK**09

Recessing box					
Driver	6 W	350mA	IP67	4 max	NL40021H0
Driver	11 W	350mA	IP67	3 min - 9 max	NL11022
					NL19019



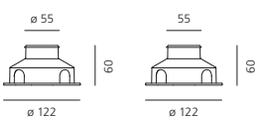

Please see page 875 for drivers installation details.

Ego 55 drive-over Stainless steel

W	CRI	Weight	Beam	Flux	CCT	Round	Square
						Code	Code
1,5 W	=80	0,28 kg	14°	83 lm	3000K	T4032SPW00	T4002SPW00
			32°	76 lm	3000K	T4032WFLW00	T4002WFLW00
			EL	77 lm	3000K	T4032ELPTW00	T4002ELPTW00



Electronic ballast 24Vdc supplied separately

IP65/ **IP**67 **IK**10

Recessing box		
Driver	24 W IP67 148x40x32mm	T409908
Driver	60 W IP67 163x43x32mm	T409996
Driver	90 W IP67 161x61x36mm	T409998
Driver		T409999



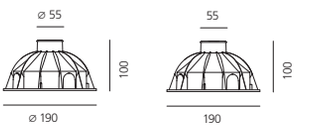

Please see page 875 for drivers installation details.

Ego 55 Flat walk-over Stainless steel

W	CRI	Weight	Beam	Flux	CCT	Round	Square
						Code	Code
1 W	=80	0,39 kg	14°	83 lm	3000K	T40002SPW00	T40003SPW00
			32°	76 lm	3000K	T40002WFLW00	T40003WFLW00
			EL	77 lm	3000K	T40002ELPTW00	T40003ELPTW00



Electronic ballast 350mA supplied separately

IP65/ **IP**67 **IK**09

Recessing box					
Driver	6 W	350mA	IP67	4 max	NL40021H0
Driver	11 W	350mA	IP67	3 min - 9 max	NL11022
Driver					NL19019



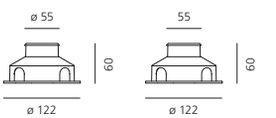

Please see page 875 for drivers installation details.

Ego 90 walk-over aluminium

W	CRI	Weight	Beam	Flux	CCT	Round	Square
3 W	=80	0,50 kg	10°	220 lm	3000K	T4034SPW00	T4004SPW00
			24°	179 lm	3000K	T4034FLW00	T4004FLW00
			EL	162 lm	3000K	T4034ELPTW00\	T4004ELPTW00



IP65/ **IP**67 **IK**10

Electronic ballast 24Vdc supplied separately

Recessing box		
Driver	24 W IP67 148x40x32mm	T409907
Driver	60 W IP67 163x43x32mm	T409996
Driver	90 W IP67 161x61x36mm	T409998
		T409999

Please see page 875 for drivers installation details.

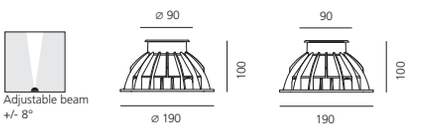

Ego 90 Flat walk-over aluminium

W	CRI	Weight	Beam	Flux	CCT	Round	Square
3 W	=80	0,50 kg	10°	220 lm	3000K	T40004SPW00	T40005SPW00
			24°	179 lm	3000K	T40004FLW00	T40005FLW00
			EL	162 lm	3000K	T40004ELPTW00	T40005ELPTW00



IP65/ **IP**67 **IK**09

Electronic ballast 350mA supplied separately

Recessing box					
Driver	6 W	350mA	IP67	4 max	NL40022H0
Driver	11 W	350mA	IP67	3 min - 9 max	NL11022
					NL19019

Please see page 875 for drivers installation details.

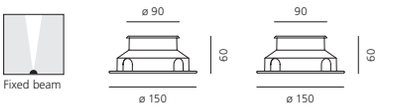

Ego 90 drive-over stainless steel

W	CRI	Weight	Beam	Flux	CCT	Round	Square
						Code	Code
3 W	=80	0,50 kg	10°	220 lm	3000K	T4033SPW00	T4003SPW00
			24°	179 lm	3000K	T4033FLW00	T4003FLW00
			EL	162 lm	3000K	T4033ELPTW00	T4003ELPTW00



Electronic ballast 24Vdc supplied separately

IP65/ **IP**67 **IK**10

Recessing box		
Driver	24 W IP67 148x40x32mm	T409907
Driver	60 W IP67 163x43x32mm	T409996
Driver	90 W IP67 161x61x36mm	T409998
		T409999

Please see page 875 for drivers installation details.

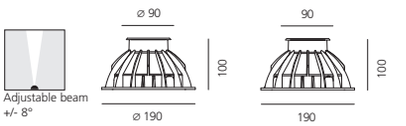

Ego 90 Flat walk-over stainless steel

W	CRI	Weight	Beam	Flux	CCT	Round	Square
						Code	Code
3 W	=80	0,50 kg	10°	220 lm	3000K	T40006SPW00	T40007SPW00
			24°	179 lm	3000K	T40006FLW00	T40007FLW00
			EL	162 lm	3000K	T40006ELPTW00	T40007ELPTW00



IP65/ **IP**67 **IK**10

Electronic ballast 350mA supplied separately

Recessing box					
Driver	6 W	350mA	IP67	4 max	NL40022H0
Driver	11 W	350mA	IP67	3 min - 9 max	NL11022
					NL19019

Please see page 875 for drivers installation details.

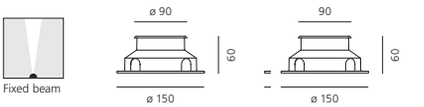

Ego 150 drive-over stainless steel

W	CRI	Weight	Beam	Flux	CCT	Round	Square
						Code	Code
8 W	=80	1,35 kg	5°	366 lm	3000K	T4036NSPW00	T4006NSPW00
			38°	321 lm	3000K	T4036WFLW00	T4006WFLW00
			EL	366 lm	3000K	T4036ELPTW00	T4006ELPTW00



IP65/ **IP**67 **IK**09

220/240Vac 50/60Hz electronic ballast included

Recessing box	T409905	T409906

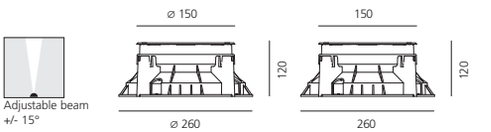

Ego 150 Flat walk-over stainless steel

W	CRI	Weight	Beam	Flux	CCT	Round	Square
						Code	Code
6 W	=80	0,88 kg	5°	366 lm	3000K	T40010NSPW00	T40011NSPW00
			38°	321 lm	3000K	T40010WFLW00	T40011WFLW00
			EL	366 lm	3000K	T40010ELPTW00	T40011ELPTW00



IP65/ **IP**67 **IK**09

Electronic ballast 500mA supplied separately

Recessing box					NL40025H0	NL40023H0
Driver	14 W	500mA	IP67	1 max	NL19046	
Driver	20 W	500mA	IP67	2 min - 2 max	NL19047	

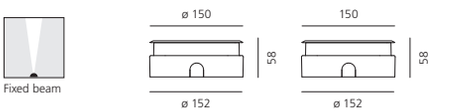

Ego 220 drive-over stainless steel

W	CRI	Weight	Beam	Flux	CCT	Round	Square
						Code	Code
16 W	=80	3,20 kg	5°	787 lm	3000K	T4039NSPW00	T4009NSPW00
			38°	794 lm	3000K	T4039WFLW00	T4009WFLW00
			EL	797 lm	3000K	T4039ELPTW00	T4009ELPTW00



IP65/ **IP**67 **IK**10

220/240Vac 50/60Hz electronic ballast included

Recessing box	T409903	T409904

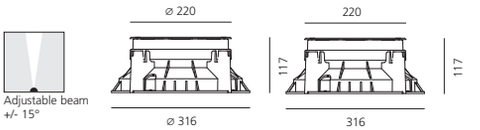

Ego 220 Flat walk-over stainless steel

W	CRI	Weight	Beam	Flux	CCT	Round	Square
						Code	Code
14 W	=80	1,78 kg	5°	787 lm	3000K	T40014NSPW00	T40015NSPW00
			38°	794 lm	3000K	T40014WFLW00	T40015WFLW00
			EL	797 lm	3000K	T40014ELPTW00	T40015ELPTW00



Electronic ballast 500mA supplied separately

IP65/ **IP**67 **IK**10

Recessing box					NL40026H0	NL40024H0
Driver	20 W	500mA	IP67	1 max	NL19047	

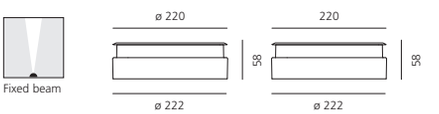





Ego 150 glass walk-over

W	CRI	Weight	Beam	Flux	CCT	Round	Square
8 W	=80	1,35 kg	5°	366 lm	3000K	T4110NSPW00	T4100NSPW00
			38°	321 lm	3000K	T4110WFLW00	T4100WFLW00
			EL	366 lm	3000K	T4110ELPTW00	T4100ELPTW00

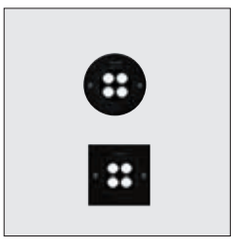

220/240Vac 50/60Hz electronic ballast included

Recessing box	T409913	T409914

IP65/ **IP**67 **IK**09

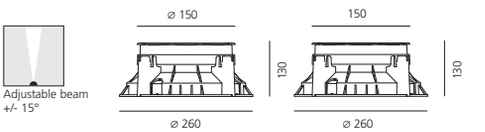

Ego 150 Flat glass walk-over

W	CRI	Weight	Beam	Flux	CCT	Round	Square
6 W	=80	0,92 kg	5°	366 lm	3000K	T40017NSPW00	T40018NSPW00
			38°	321 lm	3000K	T40017WFLW00	T40018WFLW00
			EL	366 lm	3000K	T40017ELPTW00	T40018ELPTW00

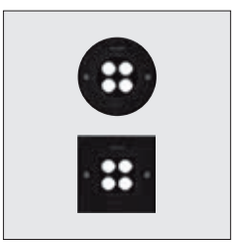

Electronic ballast 500mA supplied separately

IP65/ **IP**67 **IK**09

Recessing box					NL40029H0	NL40027H0
Driver	14 W	500mA	IP67	1 max	NL19046	
Driver	20 W	500mA	IP67	2 min - 2 max	NL19047	

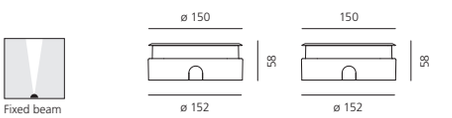

Ego 220 glass walk-over

W	CRI	Weight	Beam	Flux	CCT	Round	Square
						Code	Code
17 W	=80	3,20 kg	5°	787 lm	3000K	T4111NSPW00	T4101NSPW00
			38°	794 lm	3000K	T4111WFLW00	T4101WFLW00
			EL	797 lm	3000K	T4111ELPTW00	T4101ELPTW00



220/240Vac 50/60Hz electronic ballast included

Recessing box	T409911	T409912

IP65/ **IP**67 **IK**09

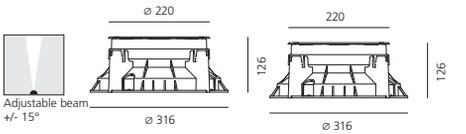

Ego 220 Flat glass walk-over

W	CRI	Weight	Beam	Flux	CCT	Round	Square
						Code	Code
14 W	=80	1,67 kg	5°	787 lm	3000K	T40019NSPW00	T40020NSPW00
			38°	794 lm	3000K	T40019WFLW00	T40020WFLW00
			EL	797 lm	3000K	T40019ELPTW00	T40020ELPTW00



Electronic ballast 500mA supplied separately

Recessing box					NL40030H0	NL40028H0
Driver	20 W	500mA	IP67	2 min - 2 max	NL19047	

IP65/ **IP**67 **IK**09

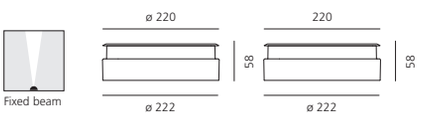





Megara

Michele De Lucchi
2011



- LED 2.5 W / 4 W / 8.5 W
- 6,5 / 26 lumen
- MacAdam 4SDC
- Beam: AS (asymmetrical)
- CCT 3000K
- CRI = 80
- Life = L70(6K)>39300 (Megara 90 / 150)
- Life = L70(6K)>20900 (Megara 220)
- IP65 / IP67

- Light fixture with high-performance LED light sources.
- Drive-over recessed floor installation with floor-protruding cap. All the versions are drive-over up to 5000Kg. Due to the low height of the cap, Megara 90 is also suitable for installation in walk-over areas, being careful to avoid areas of direct transit (near walls, buildings, etc.). Cap's temperature 35° C.
- 3 sizes (90, 150, 220 mm).
- Composed by body, cap, diffuser, recessing box.
- Body and cap in painted EN AB44100 aluminium, silicone gaskets; provided with 30 cm-long pre-resined three-pole connection cable (H07RN-F for versions 90 qnd 150, H05RN-F for version 220).
- Electronic ballast integrated in the body.
- Diffuser in UV resistant polycarbonate.
- Power connection to the mains by means of the IP68 connector supplied with the light fixture, which can be housed in the recessing box and is suitable for cables with a diameter from 5 to13.3 mm.
- Fixing to the recessing box is ensured by means of anti-vandal screws TORX.
- Recessing box for laying in reinforced polymer to be ordered separately.
- Radial emission beam optic.
- 1, 2, 4 beam and full configurations.
- Screws in AISI 316 stainless steel.
- Painted die-cast aluminium with 3-stage outdoor treatment: nanotechnologies, antioxidant primer, polyester paint.
- Technical features of light fixtures in compliance with EN60598-1 and part 2-13.





Megara 90 - 1 beam



Megara 150 - 1 beam



Megara 220 - 1 beam



Megara 90 - 2 beams



Megara 150 - 2 beams



Megara 220 - 2 beams



Megara 90 - 4 beams



Megara 150 - 4 beams



Megara 220 - 4 beams



Megara 90 - full



Megara 150 - full



Megara 220 - full

Painted aluminium cap

Diffuser in UV resistant polycarbonate

Recessing box in polymer

Recessed depth:

Megara 90	101mm
Megara 150	122mm
Megara 220	118mm





Megara 90

1 Beam

W	CRI	Weight	Beam	Flux	CCT	Code
2,5 W	=80	0,4 kg	AS	7 lm	3000K	T415300W00

220/240Vac 50/60Hz electronic ballast included



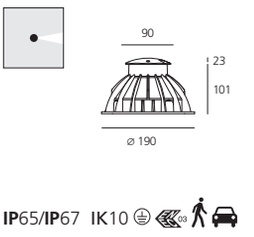

IP65/**IP**67 **IK**10

2 Beams

W	CRI	Weight	Beam	Flux	CCT	Code
2,5 W	=80	0,4 kg	AS	12 lm	3000K	T415200W00

220/240Vac 50/60Hz electronic ballast included



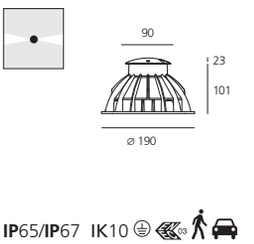

IP65/**IP**67 **IK**10

3 Beams

W	CRI	Weight	Beam	Flux	CCT	Code
2,5 W	=80	0,4 kg	AS	15 lm	3000K	T415100W00

220/240Vac 50/60Hz electronic ballast included



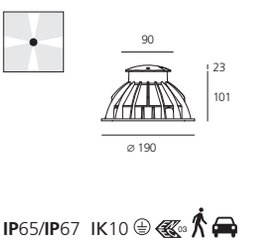

IP65/**IP**67 **IK**10

4 Beams

W	CRI	Weight	Beam	Flux	CCT	Code
2,5 W	=80	0,4 kg	AS	22 lm	3000K	T415000W00

220/240Vac 50/60Hz electronic ballast included



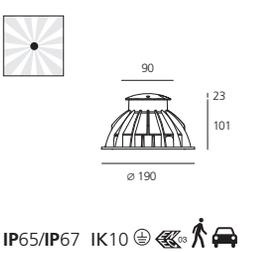

IP65/**IP**67 **IK**10

	Code
Recessing box	T409907

1 Beam

W	CRI	Weight	Beam	Flux	CCT	Code
4 W	=80	1 kg	AS	8 lm	3000K	T415700W00

220/240Vac 50/60Hz electronic ballast included



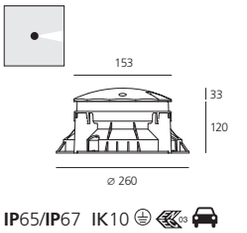

IP65/**IP**67 IK10

2 Beams

W	CRI	Weight	Beam	Flux	CCT	Code
4 W	=80	1 kg	AS	14 lm	3000K	T415600W00

220/240Vac 50/60Hz electronic ballast included



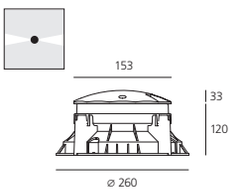

IP65/**IP**67 IK10

3 Beams

W	CRI	Weight	Beam	Flux	CCT	Code
4 W	=80	1 kg	AS	18 lm	3000K	T415500W00

220/240Vac 50/60Hz electronic ballast included



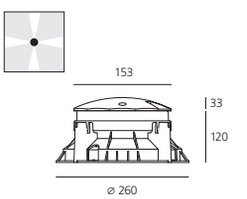

IP65/**IP**67 IK10

4 Beams

W	CRI	Weight	Beam	Flux	CCT	Code
4 W	=80	1 kg	AS	26lm	3000K	T415400W00

220/240Vac 50/60Hz electronic ballast included



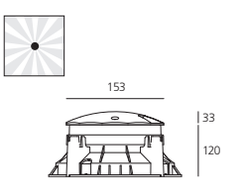

IP65/**IP**67 IK10

	Code
Recessing box	T409905

1 Beam

W	CRI	Weight	Beam	Flux	CCT	Code
8,5 W	=80	2,3 kg	AS	8 lm	3000K	T416100W00

220/240Vac 50/60Hz electronic ballast included



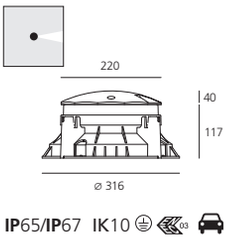

IP65/**IP**67 **IK**10

2 Beams

W	CRI	Weight	Beam	Flux	CCT	Code
8,5 W	=80	2,3 kg	AS	13 lm	3000K	T416000W00



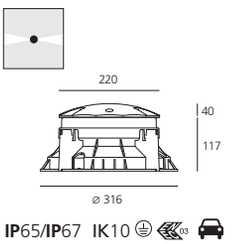

IP65/**IP**67 **IK**10

3 Beams

W	CRI	Weight	Beam	Flux	CCT	Code
8,5 W	=80	2,3 kg	AS	17 lm	3000K	T415900W00



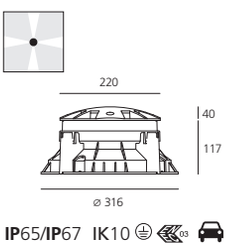

IP65/**IP**67 **IK**10

4 Beams

W	CRI	Weight	Beam	Flux	CCT	Code
8,5 W	=80	2,3 kg	AS	26 lm	3000K	T415800W00

220/240Vac 50/60Hz electronic ballast included



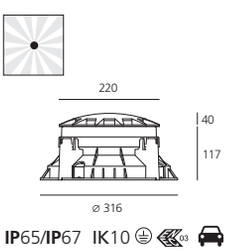

IP65/**IP**67 **IK**10

	Code
Recessing box	T409903



Microled

2013

- LED 0.5 W / 1.5 W
- 5,6 lumen
- Beam: XF
- CCT 3000K
- CRI = 75 min
- IP65 / IP67

- Light fixture with high-performances LED light sources.
- Floor installation.
- Consists of diffuser, body, ring, housing.
- Diffuser in glass, 3mm-thick.
- Body in technopolymer, with or without frame.
- Ring in stainless steel AISI 316L.

- Housing in plastic material (available separately).
- Remote driver.
- Electrical connection to the ballast by means of a two-pole H05RN-F cable and appropriate IP68 terminal board.



XF = Extra flood
(>45°)





W	CRI	Weight	Beam	Flux	CCT	Code
0,5 W	=75	0,20 kg	XF	5,6 lm	3000K	NL42036VSK0

Driver 12Vdc SELV supplied separately.
Walkable 500 kg.

Driver	V(ac)	L_{mm}	W_{mm}	H_{mm}	IP		Code
cc 12W 12Vdc	220-240	145	65	55	67	10max	NL19027
cc 40W 12Vdc	220-240	145	65	55	67	32max	NL6203
Recessing box							NL42040H0



IP65/**IP**67 **IK**10 CE
ø 36

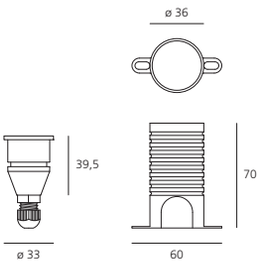

W	CRI	Weight	Beam	Flux	CCT	Code
0,5 W	=75	0,20 kg	XF	5,6 lm	3000K	NL42037VSK0

Driver 12Vdc SELV supplied separately.
Walkable 500 kg.

Driver	V(ac)	L_{mm}	W_{mm}	H_{mm}	IP		Code
cc 12W 12Vdc	220-240	145	65	55	67	10max	NL19027
cc 40W 12Vdc	220-240	145	65	55	67	32max	NL6203
Recessing box							NL42040H0



IP65/**IP**67 **IK**10 CE
ø 36

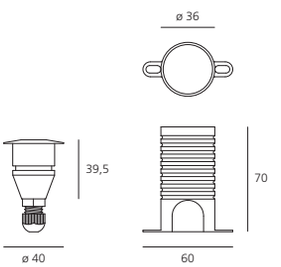

W	Weight	Beam	Code
1,5 W	0,20 kg	XF	NL42038

Driver 24Vdc SELV supplied separately
Walkable 500 kg.

Driver NLX 2-70	70 W	24Vdc	PWM	IP65	100 max	NL81260
Driver NLX 2-100	100 W	24Vdc	PWM	IP65	150 max	NL84100
DSC 30 USB interface DMX stand alone						NL19030
9V/350mA ballast with mini USB connector for DSC30						NL19031
50cm cable with HE10 connector for keyboard (optional)						NL7833
Recessing box						NL42040H0



IP67 **IK**10 CE
ø 36

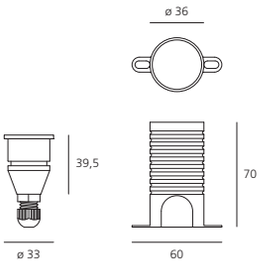

W	Weight	Beam	Code
1,5 W	0,20 kg	XF	NL42039

Driver 24Vdc SELV supplied separately
Walkable 500 kg.

Driver NLX 2-70	70 W	24Vdc	PWM	IP65	100 max	NL81260
Driver NLX 2-100	100 W	24Vdc	PWM	IP65	150 max	NL84100
DSC 30 USB interface DMX stand alone						NL19030
9V/350mA ballast with mini USB connector for DSC30						NL19031
50cm cable with HE10 connector for keyboard (optional)						NL7833
Recessing box						NL42040H0



IP67 **IK**10 CE
ø 36

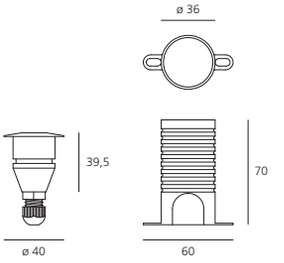

Aria

Massimo Sacconi
2012



- LED COB (Aria Micro)
- LED 2.5W / 3W / 6W
- 102 / 215 lumen
- MacAdam 2SDCM / 3SDCM / 4SDCM
- Beam: AS (asymmetrical)
- CCT 3000K
- CRI = 85
- Life = L70(6K)>36000 (Aria Mini)
- Life = L70(10K)>60500 (Aria Micro)
- IP40 / IP65



AS = Asymmetrical

- Light fixture with high-performance LED light sources.
- Wall or ceiling installation.
- Composed by: frame (aluminium), body (injection mould of aluminium), asymmetrical reflector, fixing springs or housing (bend metal - to be ordered separately).
- Body and frame are painted with outdoor treatment three stages: nanotechnologies, antioxidant primer, polyester paint.
- Metalized polycarbonate reflector.
- Silicone gasket.
- Protection screen in tempered glass, 3mm-thick.
- Electrical connection to the ballast by means of a cable with appropriate terminal board supplied with the fixture.
- Technical features of light fixtures in compliance with EN60598-1.

Aria

White ○ Black ● Silver ●

Aria Mini

W	CRI	Weight	Beam	Flux	CCT	Color	**IP65** Code
6 W	=85	0,60 kg	AS	215 lm	3000 K	○	AJ10001
						●	AJ10004
						●	AJ10012

Electronic ballast 700 mA supplied separately



IP40

72 x 52 ±2

Aria Mini

W	CRI	Weight	Beam	Flux	CCT	Color	**IP40** Code
6 W	=85	0,60 kg	AS	204 lm	3000 K	○	AJ30001
						●	AJ30004
						●	AJ30012

Electronic ballast 700 mA supplied separately

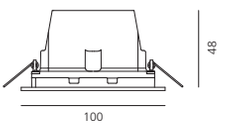

Recessing box	Aria Mini	AJ90000

Aria Micro

W	CRI	Weight	Beam	Flux	CCT	Color	**IP65** Code	**IP40** Code
2,5 W	=80	0,36 kg	AS	57 lm	3000 K	○	NL31019VTK006	NL31018VTK006
						●	NL31019VTK004	NL31018VTK004
						●	NL31019VTK002	NL31018VTK002

Recessing box	Aria Micro	NL31020H0



IP40

49 x 46 ±2

Driver	V(ac)	L_{mm}	W_{mm}	H_{mm}	IP	3 W	6 W	2,5 W	Code
cc 18W 350mA	220-240	140	65	50	67	5max			NL11022
cc 11W 700mA	220-240	140	65	50	67		1max	2 - 4max	NL19024
cc 35W 700mA	220-240	210	70	50	67		5max	7-14max	NL19029
cc 9W 350mA	220-240	75	38	22		2max			NL19032
cc 10W 700mA	220-240	75	38	22			1max	2 - 3max	NL19035
cc 20W 700mA	220-240	125	38	23			2max	2-7max	NL19036

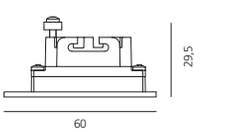

Verify driver / recessed hole's dimensions.
Electronic ballast 700 mA supplied separately





Artemide Showroom, Frankfurt a/M - DE

Faci

Ernesto Gismondi
2012





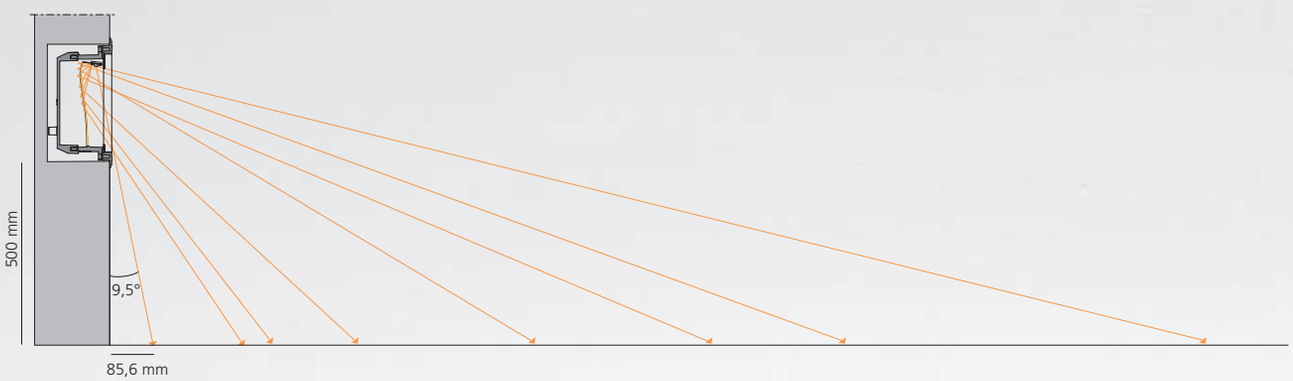











Recessed hole

Faci 12
160 x 160 x 80 mm

Faci 24
280 x 160 x 80 mm

Faci 36
400 x 160 x 80 mm

Recessing box

Faci 12
135 x 137 x 75 mm

Faci 24
256 x 137 x 75 mm

Faci 36
376 x 137 x 75 mm

Body in nylon reinforced with fibre glass

Reflector in optic aluminium with high coefficient of reflection + strip LED

Tempered glass and cromed zamak frame



- LED 3 W / 7 W / 9 W
- 62 / 265 lumen
- Beam: AS (asymmetrical)
- CCT 3000K
- IP65 ⧈



AS = Asymmetrical

- Light fixture with high-performance LED light sources.
- Recessed wall installation.
- 3 sizes (120, 240 and 360 mm length).
- Consist of by lamp body and recessing box.
- Body in high-resistance reinforced polymer. The lamp body is snap-fitted into the recessing box, then it is fixed by means of two anti-vandal screws Torx. This product is suitable for areas at risk of vandalism.
- Aluminium reflector conveying and diffusing the light flow downwards to ensure an even floor lighting and visual comfort without glare.
- Diffuser in 8mm-thick silkscreened tempered glass to ensure higher vandal-proof resistance.
- Front frame in chromed zamac.
- Recessing box for laying in reinforced polymer, with low depth, can be ordered separately.
- Wiring inside the lamp body with IP65 grommet suitable for cables with a diameter of 8-12 mm for the connection to the mains.
- AISI 316 setscrews and silicone seal gaskets.
- Technical features of light fixtures in compliance with EN60598-1.
- Installation must be carried out by specialized personnel. Carefully follow the instructions.

Faci 12

Polished

Faci 12

W	Weight	Beam	Flux	CCT	Color	Code
3 W	0,6 kg	AS	62 lm	3000K		T417400W00

220/240Vac 50/60Hz electronic ballast 50/60Hz included

Recessing box 135x137x75 mm — T409921



IP65 **IK**10

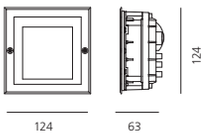

Faci 24

W	Weight	Beam	Flux	CCT	Color	Code
7 W	0,84 kg	AS	189 lm	3000K		T417600W00

220/240Vac 50/60Hz electronic ballast 50/60Hz included

Recessing box 256x137x75 mm — T409922



IP65 **IK**10

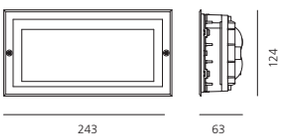

Faci 36

W	Weight	Beam	Flux	CCT	Color	Code
9 W	1,16 kg	AS	265 lm	3000K		T417800W00

220/240Vac 50/60Hz electronic ballast 50/60Hz included

Recessing box 376x137x75 mm — T409923



IP65 **IK**10

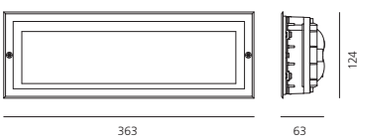



Centro Servizi dello Studentato Universitario, Trento - IT
Progect: Studio Palerm and Tabares de Nava s.L. Arquitectos + CLA SdS Engeneering, ing Luca Masini

Faci vetro

Ernesto Gismondi
2012







Recessed hole

Faci 12
160 x 160 x 80 mm

Faci 24
280 x 160 x 80 mm

Faci 36
400 x 160 x 80 mm



Recessing box

Faci 12
135 x 137 x 75 mm

Faci 24
256 x 137 x 75 mm

Faci 36
376 x 137 x 75 mm



Lighting unit



- LED 3 W - 9 W
- 62 / 265 lumen
- Beam: AS (asymmetrical)
- CCT 3000K
- IP65 ⧈



AS = Asymmetrical

- Light fixture with high-performance LED light sources.
- Recessed wall installation.
- Consist of 3 sizes (120, 240 and 360mm length).
- Composed by lamp body and recessing box.
- Body in high-resistance reinforced polymer. The lamp body is snap-fitted into the recessing box, so the final product has no visible screws and the glass is flush with the wall.
- Aluminium reflector conveying and diffusing the light flow downwards to ensure an even floor lighting and visual comfort without glare.
- Diffuser in 6mm-thick silkscreened tempered glass.
- Recessing box for laying in reinforced polymer, with low depth, can be ordered separately.
- Wiring inside the lamp body with IP65 grommet suitable for cables with a diameter of 8-12mm for the connection to the mains.
- AISI 316 setscrews and silicone seal gaskets.
- Technical features of light fixtures in compliance with EN60598-1.

Faci vetro 12

W	Weight	Beam	Flux	CCT	Color	Code
3 W	0,6 kg	AS	62 lm	3000K		T417500W00

220/240Vac 50/60Hz electronic ballast 50/60Hz included

Recessing box 135x137x75 mm — T409921



IP65 **IK**10

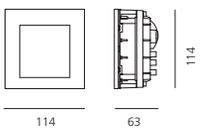

Faci vetro 24

W	Weight	Beam	Flux	CCT	Color	Code
5 W	0,84 kg	AS	189 lm	3000K		T417700W00

220/240Vac 50/60Hz electronic ballast 50/60Hz included

Recessing box 256x137x75 mm — T409922



IP65 **IK**10

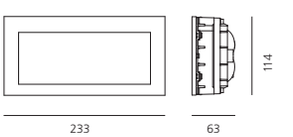

Faci vetro 36

W	Weight	Beam	Flux	CCT	Color	Code
9 W	1,16 kg	AS	265 lm	3000K		T417900W00

220/240Vac 50/60Hz electronic ballast 50/60Hz included

Recessing box 376x137x75 mm — T409923



IP65 **IK**10

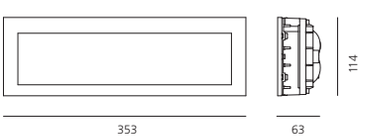



Centro Servizi dello Studentato Universitario, Trento - IT
Progect: Studio Palerm and Tabares de Nava s.L. Arquitectos + CLA SdS Engeneering, ing Luca Masini



General Lighting
Path Lighting

604 Effetto
610 Calumet
614 Molla
616 Pantarei
620 Niki
624 Dioscuri
626 Cuneo
630 Oblique
634 Basolo
636 Nuda
642 Ciclope
648 Chilone
654 Tetragono
658 Ippolito
660 Logico Garden
664 Piroscafo
668 Granito
672 Reeds
678 Tolomeo Outdoor
686 Tolomeo XXL

Effetto

Ernesto Gismondi
2011





- LED 4,5 W / 7 W / 11 W
- 19 / 218 lumen
- MacAdam 4SDC
- Beam: XS / WF / XF
- CCT 3000K
- CRI = 80
- Life = L70(9K)>51400
- IP65



XS = Extra spot (<8°)

WF = Wide flood (30°-45°)

XF = Extra flood (>45°)

- Light fixture with 1, 2 or 4 light beams using monochromatic LED light sources together with light-diffusing lenses which optimize the optical performance of the beams and establish their width. Designed to create geometric lights of scenic effect, it is available with beams of the same spread or with combined beams.
- Beam spread 2,6° / 38° (Effetto Round) and 3,6° / 46° (Effetto Square).
- Wall installation.
- Available in two shapes: square and round and in two finishes: grey-white painted and rust painted.
- Consists of lighting cap unit and terminal board fixed together by means of locking dowels.
- Cap in die-cast EN AB-47100 aluminium.
- Terminal board in reinforced polymer.
- Watertight gasket in silicone rubber.
- Electronic ballast integrated in the fixture.
- PMMA lenses siliconed flush with the cap to obtain two different beam angle opening (narrow and wide).
- Wiring to be carried out inside the terminal board by piercing an IP65 membrane grommet suitable for cables with a diameter of 6-13 mm.
- Locking dowels used outside the fixture in AISI 316 stainless steel.
- Painted die-cast aluminium with 3-stage outdoor treatment: nanotechnologies, antioxidant primer, polyester paint.
- Technical features of light fixtures in compliance with EN60598-1.

Effetto

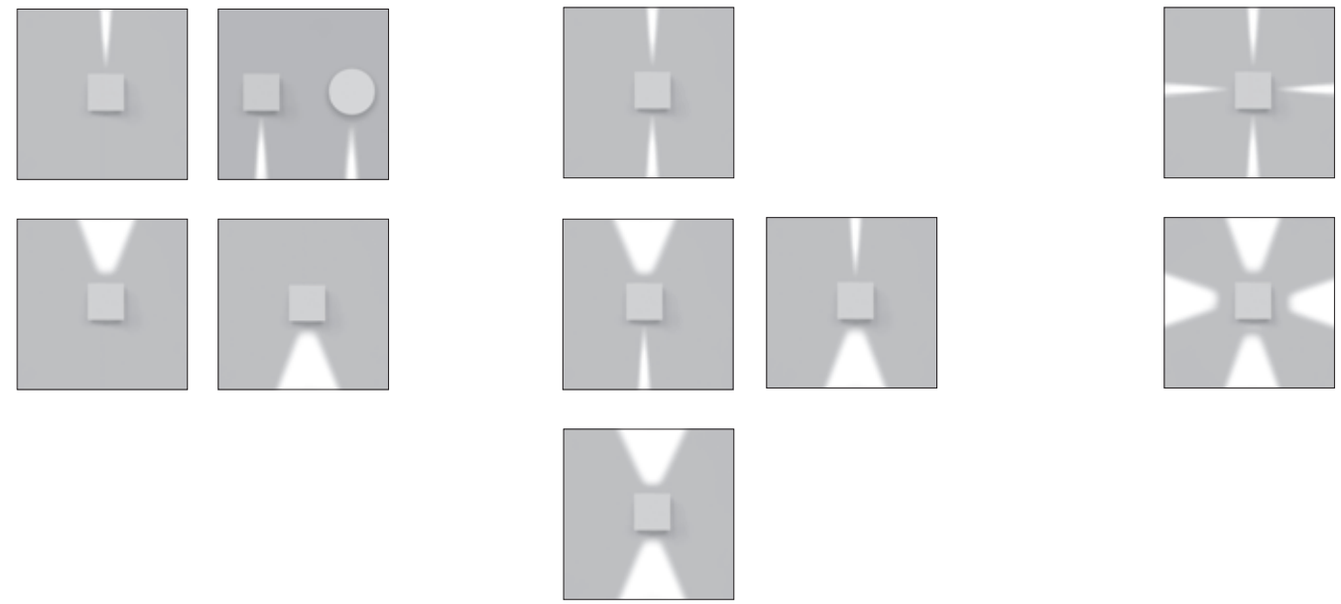





Effetto

Anthracite grey ● Grey-white RAL9002 ○ Rust ●

1 narrow beam

W	CRI	Weight	Beam Square	Beam Round	Flux Square	Flux Round	CCT	Color
4,5 W	=80	2,5 kg	1x 3,6°	1x 3,6°	19 lm	23,5 lm	3000 K	○ ● ●

220/240Vac 50/60Hz electronic ballast included.

Square	Round
Code	Code
T42021NW00	T42121NW00
T42021NW10	T42121NW10
T42021NW20	T42121NW20

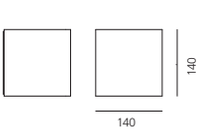

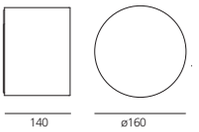



IP65 **IK**10 ☐ 03

1 large beam

W	CRI	Weight	Beam Square	Beam Round	Flux Square	Flux Round	CCT	Color
4,5 W	=80	2,5 kg	1x 46°	1x 46°	54,50 lm	50 lm	3000 K	○ ● ●

220/240Vac 50/60Hz electronic ballast included.

Square	Round
Code	Code
T42021LW00	T42121LW00
T42021LW10	T42121LW10
T42021LW20	T42121LW20

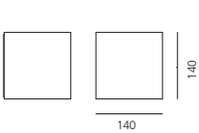

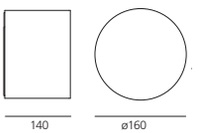



IP65 **IK**10 ☐ 03

2 narrow beams

W	CRI	Weight	Beam Square	Beam Round	Flux Square	Flux Round	CCT	Color
7 W	=80	2,5 kg	2x 3,6°	2x 3,6°	37,6 lm	49,34 lm	3000 K	○ ● ●

220/240Vac 50/60Hz electronic ballast included.

Square	Round
Code	Code
T42012NW00	T42112NW00
T42012NW10	T42112NW10
T42012NW20	T42112NW20

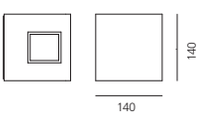

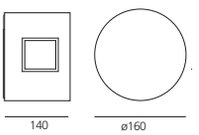



IP65 **IK**10 ☐ 03

1 narrow beam 1 large beam

W	CRI	Weight	Beam Square	Beam Round	Flux Square	Flux Round	CCT	Color
7 W	=80	2,5 kg	1x 3,6°+ 1x 46	1x 3,6°+ 1x 46°	73,32 lm	73,36 lm	3000 K	○ ● ●

220/240Vac 50/60Hz electronic ballast included.

Square	Round
Code	Code
T4201NLW00	T4211NLW00
T4201NLW10	T4211NLW10
T4201NLW20	T4211NLW20

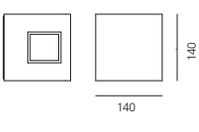

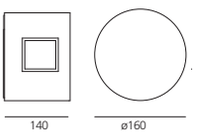



IP65 **IK**10 ☐ 03

Effetto

Anthracite grey ● Grey-white RAL9002 ○ Rust ●

2 large beams

W	CRI	Weight	Beam Square	Beam Round	Flux Square	Flux Round	CCT	Color
7 W	=80	2,5 kg	2x46°	2x46°	109 lm	99,8 lm	3000 K	○ ● ●

Square	Round
Code	Code
T42012LW00	T42112LW00
T42012LW10	T42112LW10
T42012LW20	T42112LW20



220/240Vac 50/60Hz electronic ballast included.

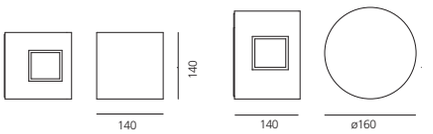

IP65 **IK**10

4 narrow beams

W	CRI	Weight	Beam Square	Beam Round	Flux Square	Flux Round	CCT	Color
11 W	=80	2,5 kg	4x 3,6°	4x 3,6°	76,1 lm	102 lm	3000 K	○ ● ●

Square	Round
Code	Code
T42004NW00	T42104NW00
T42004NW10	T42104NW10
T42004NW20	T42104NW20



220/240Vac 50/60Hz electronic ballast included.

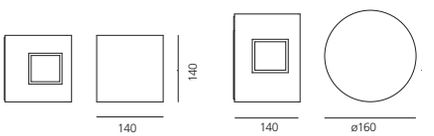



IP65 **IK**10

4 large beams

W	CRI	Weight	Beam Square	Beam Round	Flux Square	Flux Round	CCT	Color
11 W	=80	2,5 kg	4x 46°	4x 46°	218 lm	204 lm	3000 K	○ ● ●

Square	Round
Code	Code
T42004LW00	T42104LW00
T42004LW10	T42104LW10
T42004LW20	T42104LW20



220/240Vac 50/60Hz electronic ballast included.

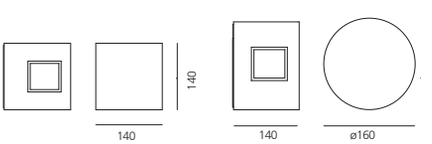



IP65 **IK**10

Calumet

Ernesto Gismondi
2012





- 4W / 7,5 W / 15W
- 184 / 732 lumen
- MacAdam 3SDCM / 4SDCM
- Beam: XS - WF
- CCT 3000K
- CRI = 80
- Life = L70(6K)>36300 (Calumet 8)
- Life = L70(6K)>39300 (Calumet 13)
- IP65 ⧈



XS = Extra spot
(<8°)



F = Flood
(15°-30°)



WF = Wide flood
(30°-45°)



Double emission





- Lighting system with single or double emission, with high-performance LED light sources combined with lenses which optimize the light emitting efficiency of the beams and determine their spread.
- Available in two sizes: ø 8 e ø 13 cm.
- Ceiling and wall installation.
- Available in two finishes: light grey and anthracite grey painted.
- Wall version with single or double emission.
- Consist of lighting body, lighting cap and wall fixing bracket / ceiling fixing flange (in EN AW-6060 aluminium)
- Cylindrical body in EN AW-6060 aluminium containing the electronic power supply components.
- Optical lighting body in EN AW-6060 aluminium.
- Led and collimator lenses which swing by means of an aluminium bracket.
- Diffuser in toughened glass.
- Wall fixing bracket in bent steel.
- Water tight silicone gaskets.
- Electronic ballast integrated in the body.
- PMMA lenses with narrow (wall-version) or wide (ceiling-version) beam
- Wall version: IP65 electrical connection device suitable for cables with a diameter between 6 and 13 mm and allowing the electrical interfacing with the external mains without need of opening the fixture.
- Ceiling version: wiring to be made inside the fixture, by piercing a membrane fairlead IP65 suitable for of 6-13mm diameter cables.
- All fixing dowels used outside the fixture are in AISI 304 stainless steel.
- The components in die-cast aluminium and the steel bracket for wall fixing are painted by means of 3-stage outdoor treatment: nanotechnologies, antioxidant primer, polyester paint.
- Technical features of light fixtures in compliance with EN60598-1.

Calumet 8 wall

Grey-white RAL9002 ○ Anthracite grey ●

One emission

W	CRI	Weight	Beam	Flux	CCT	Color	Code
4 W	=80	1,69 kg	7,8°	184 lm	3000K	○	T41911NW00
						●	T41911NW10

Double emission

W	CRI	Weight	Beam	Flux	CCT	Color	Code
7,5 W	=80	1,69 kg	2x7,8°	369 lm	3000K	○	T41922NW00
						●	T41922NW10

220/240Vac 50/60Hz electronic ballast included



IP65 **IK**06

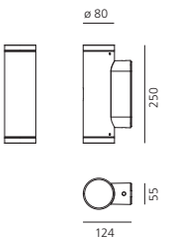

Calumet 13 wall

One emission

W	CRI	Weight	Beam	Flux	CCT	Color	Code
7,5 W	=80	3,8 kg	6°	366 lm	3000K	○	T41941NW00
						●	T41941NW10

Double emission

W	CRI	Weight	Beam	Flux	CCT	Color	Code
15 W	=80	3,8 kg	2x6°	732 lm	3000K	○	T41952NW00
						●	T41952NW10

220/240Vac 50/60Hz electronic ballast included



IP65 **IK**09

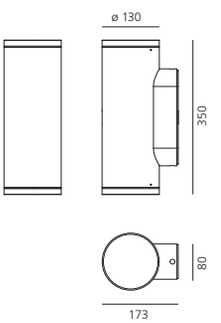

Calumet 8 ceiling

Grey-white RAL9002 ○
Anthracite grey ●

W	CRI	Weight	Beam	Flux	CCT	Color	Code
4 W	=80	1,69 kg	25°	189 lm	3000K	○	T41931LW00
						●	T41931LW10

220/240Vac 50/60Hz electronic ballast included



IP65 **IK**06

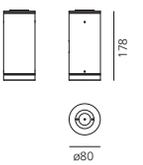

Calumet 13 ceiling

W	CRI	Weight	Beam	Flux	CCT	Color	Code
7,5 W	=80	3,8 kg	38°	321 lm	3000K	○	T41961LW00
						●	T41961LW10

220/240Vac 50/60Hz electronic ballast included



IP65 **IK**09

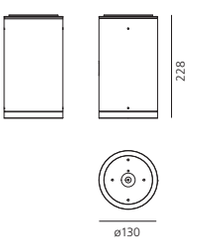

Molla

Ernesto Gismondi
2011



Grey-white RAL9002 ○ Anthracite grey ●

- 14 W
- 407 lumen
- Beam: AS (asymmetrical)
- MacAdam : 3SDCM
- CCT 3000K
- CRI = 80
- IP65

- Light fixture with 2 combined light beams: the large one with lighting function and the narrow one with decorative function.
- Wall installation. The fixture can be installed with the main beam pointed either downwards or upwards according to the kind of lighting desired (direct or indirect).
- The large beam is obtained by the combination of a monochromatic LED light source with a reflector. The narrow beam is obtained by the combination of a monochromatic LED light source with a high-performance projector.
- Available in two finishes: light grey and anthracite grey painted.
- Consists of lighting cap unit and terminal board fixed together by means of locking screws.
- Cap and terminal board in die-cast EN AB-47100 aluminium.
- Watertight gasket in silicone rubber.
- Electronic ballast integrated in the fixture.

- Projector consists of a body in reinforced polymer and PMMA lenses.
- Tempered and silkscreened light-diffusing glasses, siliconed flush with the lighting cap.
- Power connection to the mains to be carried out outside the fixture, without the need to open it, by means of a pre-installed IP65 connection device suitable for cables with a diameter between 6 and 13 mm.
- Wall fixing by means of a bracket in folded steel sheet to which the fixture is fastened with two screws.
- Locking screws used outside the fixture in AISI 316 stainless steel.
- Die-cast aluminium and bracket painted with 3-stage outdoor treatment: nanotechnologies, antioxidant primer, polyester paint.
- Technical features of light fixtures in compliance with EN60598-1.

W	CRI	Weight	Beam	Flux	CCT	Color	Code
14 W	=80	2 kg	AS	407 lm	3000K	○	T4190NLW00
						●	T4190NLW10

220/240Vac 50/60Hz electronic ballast included



IP65

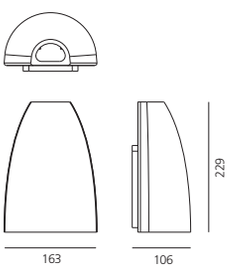

Pantarei

Ernesto Gismondi
1993, 2012





- LED 11 W, 14 W
- 244 / 658 lumen
- Beam: XF
- MacAdam : 3SDCM
- CCT 3000K
- CRI = 80
- IP65 ⏚

- Series of light fixtures with diffuse emission, with LED sources.
- Wall and ceiling installation.
- 2 sizes (190 and 300 mm).
- Available in two finishes: silver grey and black painted.
- Available with two types of diffusers:
  Honeycomb moulded diffuser in internally sanded sodium-calcium glass;
  Honeycomb moulded prismatic shock resistant diffuser in opal polycarbonate.

- Pantarei 190 can be provided with half-light screen.
- Lamp unit in die-cast EN-AB 46100 aluminium with 3-stage outdoor treatment: nanotechnologies, antioxidant primer, polyester paint.
- AISI 316 stainless steel screws and silicone seal gaskets.
- Suitable for watertight connection.
- Technical features of light fixtures in compliance with EN60598-1.

XF = extra flood
(>45°)

Pantarei 190

Anthracite grey Black Silver grey

Sanded glass IK06

W	CRI	Weight	Beam	Flux	CCT	Color	Code
11 W	=80	1,12 kg	XF	381 lm	3000K	●	T277630
						●	T277690
						●	T277620



Sanded glass diffuser

Opal polycarbonate IK10

W	CRI	Weight	Beam	Flux	CCT	Color	Code
11 W	=80	1,12 kg	XF	244 lm	3000K	●	T277730
						●	T277790
						●	T277720



Opal polycarbonate diffuser



IP65 **IK**06/ **IK**10



220/240Vac 50/60Hz electronic ballast included

Pantarei 300 LED

Sanded glass IK06

W	CRI	Weight	Beam	Flux	CCT	Color	Code
14 W	=80	2,86 kg	XF	602 lm	3000K	●	T2778530
						●	T2778590
						●	T2778520



Sanded glass diffuser

Opal polycarbonate IK10

W	CRI	Weight	Beam	Flux	CCT	Color	Code
14 W	=80	2,21 kg	XF	658 lm	3000K	●	T2779530
						●	T2779590
						●	T2779520



Opal polycarbonate diffuser



IP65 **IK**06/ **IK**10

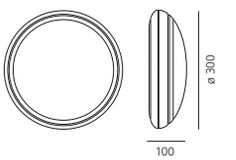

220/240Vac 50/60Hz electronic ballast included

Pantarei 300 LED LFL

Sanded glass IK06

W	CRI	Weight	Beam	Flux	CCT	Color	Code
14 W	=80	2,86 kg	XF	497 lm	3000K	●	T2778130
						●	T2778190
						●	T2778120



Sanded glass diffuser

Opal polycarbonate IK10

W	CRI	Weight	Beam	Flux	CCT	Color	Code
14 W	=80	2,21 kg	XF	544 lm	3000K	●	T2779130
						●	T2779190
						●	T2779120



Opal polycarbonate diffuser

220/240Vac 50/60Hz electronic ballast included



Niki

Ernesto Gismondi
1999, 2012



- LED 14 W, LED retrofit max 1x75 W
- 483 / 705 lumen
- MacAdam 7SDC
- Beam: XF
- CCT 3000K
- CRI = 80
- IP65 ⏚



XF = Extra flood
(>45°)

- Light fixture with diffuse emission, with LED sources.
- Wall and ceiling installation.
- Lamp unit in AISI316 stainless steel.
- Moulded covering frame in AISI316 stainless steel, satiny or polished finish.
- AISI 316 stainless steel screws and polyurethane seal gaskets.
- Suitable for watertight connection.
- Electronic ballast.

Satiny ○ Polished ◍

	W	CRI	Weight	Beam	Flux	CCT	Color	Code
LED	14 W	=80	3 kg	XF	705 lm	3000K	○	AH00015
							◍	AH00013
LED LFL	14 W	=80	3 kg	XF	483 lm	3000K	○	AH20015
							◍	AH20013
LED RETROFIT	max 1x 75 W (E27)						○	AH10015
							◍	AH10013

220/240Vac 50/60Hz electronic ballast included



IP65 **IK**06

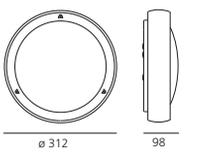







Dioscuri

Michele De Lucchi
1999

reddot design award
2000

DESIGN PLUS
powered by light+building





- LED Retrofit 2,5 W / 8 W / 21 W
- FLUO 20 W / 23 W
- IP65 ⧈



XF = Extra flood (>45°)

- Wall and ceiling light fixture with diffuse emission.
- Available in 4 sizes (ø14, ø25, ø35 e ø42 cm).
- Wall support in thermoplastic resin.
- Acid-etched blown glass diffuser, milk white colour.
- Silicone seal gaskets.
- Suitable for watertight connection.
- Technical features of light fixtures in compliance with EN60598-1.

Dioscuri 14

White ○

LED RETROFIT

W	Flux	CCT	Color	Code
max 1x2,5W (G9)	670 lm	3000K	○	1039010A

Voltage 220/240Vdc 50/60Hz





IP65 ⧈

Dioscuri 25

LED RETROFIT/FLUO

W	CCT	Color	Code
LED Retrofit max 1x8W (E27) FLUO 1x20W (E27)	3000K	○	0112010A

Voltage 220/240Vdc 50/60Hz



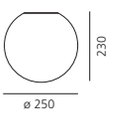

IP65 ⧈

Dioscuri 35

LED RETROFIT/FLUO

W	CCT	Color	Code
LED Retrofit max 1x21W (E27) FLUO 1x20W (E27)	3000K	○	0116010A

Voltage 220/240Vdc 50/60Hz



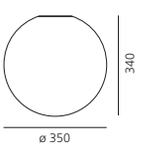

IP65 ⧈

Dioscuri 42

LED RETROFIT/FLUO

W	CCT	Color	Code
LED Retrofit max 1x21W (E27) FLUO 1x23W (E27)	3000K	○	0117010A

Voltage 220/240Vdc 50/60Hz



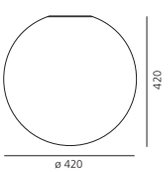

IP65 ⧈

Cuneo
Cuneo Mini

Klaus Begasse
2010, 2015



- LED COB (Cuneo Mini)
- 11 W / 17 W
- 595 / 886 lumen
- MacAdam 2SDCM
- Beam: EL (elliptical) - AS (asymmetrical)
- CCT 3000K
- CRI = 80
- Life = L70(6K)>50000
- IP65 ⧈



The elliptical light emission and the flat shape of the fixture make it particularly suitable for floors or spacious areas in gardens to provide a side lighting.

- Light fixture with direct side emission, with high-performance LED light sources. Monochromatic LEDs are used together with collimators and a light-diffusing prismatic screen to obtain an optimum lighting beam.
- Floor or wall installation. In the wall installation, the light can be pointed either upwards or downwards.
- Available in 3 finishes: light grey, dark grey and rust painted.
- Consists of lighting cap and terminal board fixed together by means of locking screws.
- Cap and terminal board in die-cast EN AB-47100 aluminium, gaskets in silicone rubber. Electronic ballast integrated in the fixture.
- Cuneo: PMMA collimators installed on the LED light sources. Light-diffusing prismatic screen in PMMA siliconed flush with the lighting cap.
- Cuneo Mini: High-yield COB LED source with high-reflection anodized aluminium body. Etched tempered glass screen glued flush to the lighting body with silicon.
- Power connection to the mains to be carried out outside the fixture, without the need to open, by means of a pre-installed IP65 connection device suitable for cables with a diameter between 6 and 13 mm.
- Wall installation by means of a bracket in folded steel sheet to which the fixture is fastened with two screws.
- Screws in AISI 316 stainless steel.
- All the components in die-cast aluminium and the steel bracket for wall or floor fixing are painted by means of 3-stage outdoor treatment: nanotechnologies, antioxidant primer, polyester paint.
- Technical features of light fixtures in compliance with EN60598-1.
- ENEC approved.



Cuneo

Anthracite grey
Grey-white RAL9002
Rust

W	CRI	Weight	Beam	Flux	CCT	Color
17 W	=80	1,8 kg	EL	595 lm	3000K	

Code
T082700
T082710
T082720

Electronic power supply 220 / 240Vac 50 / 60Hz included.

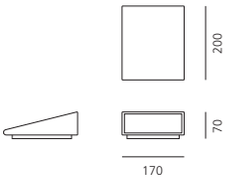



IP65

Cuneo mini

W	CRI	Weight	Beam	Flux	CCT	Color
11 W	=80	0,88 kg	AS	886 lm	3000K	

Code
T082800
T082810
T082820

Electronic power supply 220 / 240Vac 50 / 60Hz included.

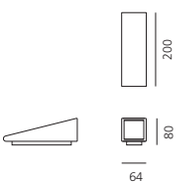



IP65





Triennale Rooftop Restaurant, OBR Studio, Milan, Italy, 2015

Oblique

Arik Levy
2014

- LED COB
- 15 W / 20 W
- 750 / 918 lumen
- MacAdam 3SDC
- Beam: AS (asymmetrical)
- CCT 3000K
- CRI = 80
- Life = L70(6K)=50000
- IP65

- Series of direct-light appliances fitted with high-yield LED sources.
- Floor, bollard, or wall fitting.
- Available with 2 finishes: painted grey-white (RAL 9002) and charcoal grey.
- Pre-treated with hard anodic oxide coating, for enhanced resistance to corrosion, and subsequent polyester painting.
- The technical specifications of the appliances comply with EN60598-1.

- Made up of lighting body, wall mount (wall version); lighting body, bollard available in two heights, floor fixing flange (bollard version.)
- Accessories available for the wall version include: 250cm-high bollard; floor fixing peg.
- EN-AB 471000 die-cast aluminium lighting body.
- EN-AW-6060 aluminium extruded bollard.
- Supplied with IP68 connector for connection with mains.





Oblique

White ○ Anthracite grey ●

Oblique Bollard 75

W	CRI	Weight	Beam	Flux	CCT	Color	Code
15 W	=80	4 kg	AS	750 lm	3000K	●	T086300

Accessories supplied separately

ground picket	T086500



IP65 **IK**07

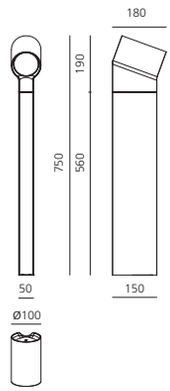

Oblique Bollard 45

W	CRI	Weight	Beam	Flux	CCT	Color	Code
15 W	=80	3 kg	AS	750 lm	3000K	●	T086200

Accessories supplied separately

ground picket	T086500



IP65 **IK**07

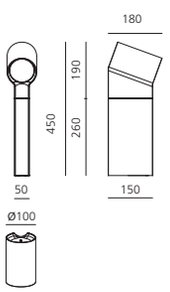

Oblique wall

W	CRI	Weight	Beam	Flux	CCT	Color	Code
20 W	=80	2 kg	AS	918 lm	3000K	●	T086000
						○	T086020

Accessories supplied separately

ground picket	T086500
pole	T086400



IP65 **IK**07

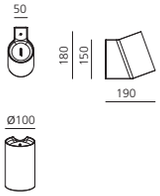



Basolo

Ernesto Gismondi
2014



Anthracite grey

- LED COB
- 27 W
- 2067 / 2089 lumen
- MacAdam 2SDCM
- Beam: AS (asymmetrical, WW) / XF
- CCT 3000K
- CRI = 80
- Life = L70(6K)>36000
- IP67



WW = Wall washer



XF = Extra flood (>45°)

- Floor and ceiling asymmetrical wallwasher light fixture with a roto-symmetrical option, only available for the ceiling version. The ceiling version is also available with downlight optics with high visual comfort (UGR<19).
- Fixture consisting of cubic body and floor / ceiling fixing plate. Ceiling version includes a security cable, Wallwasher version also available in movable version .
- Body made in die-cast aluminium EN-AB 44100 with 3-stage outdoor treatment: nanotechnologies, antioxidant primer, polyester paint.
- Includes a metal-finish polycarbonate reflector.
- Diffuser in tempered silk-screened glass.
- AISI 316 fixing screws and silicon gaskets.
- Supplied with H05RN-F 3X1 cable and IP67 network connector using 5-13.5 diameter cables, housed in a compartment in the lower part of the fixture.
- Technical features in compliance to EN60598-1.

Basolo wall washer

W	CRI	Weight	Beam	Flux	CCT	Color
27 W	=80	3,4 kg	AS (WW)	2067 lm	3000K	●

220/240Vac 50/60Hz electronic ballast included

Fixed	Mobile
Code	Code
T419700W00	T440000W00



IP67 **IK**06

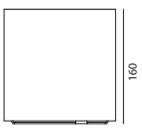

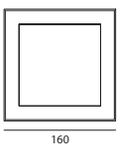

Basolo ceiling

W	CRI	Weight	Beam	Flux	CCT	Color
27 W	=80	3,4 kg	XF	2220 lm	3000K	●

220/240Vac 50/60Hz electronic ballast included

Code
T440100W00



IP67 **IK**06

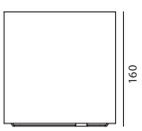

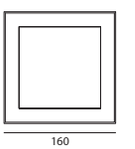

Nuda

Ernesto Gismondi
2010



- LED 8 W, 17 W
- 147 / 306 lumen
- MacAdam 7SDC
- Beam: AS (asymmetrical)
- CCT 3000K
- CRI = 80
- Life = L70(10K)>35500
- IP65 ⧈

- Series of light fixtures with direct unilateral or bilateral emission, with high-performance LED light sources.
- Floor and recessed installation.
- Available in 3 finishes: grey-white painted (RAL 9002), dark grey and rust painted.
- Painting is obtained by means of 3-stage outdoor treatment: nanotechnologies, antioxidant primer, polyester paint.
- AISI 316 stainless steel screws and silicone seal gasket.
- Technical features of light fixtures in compliance with EN60598-1.
- ENEC approved.

Nuda floor

- Available in unilateral and bilateral emission version and in two heights (h 50cm and h 100cm).
- Consist of lamp, support pole and ground mounting plate.
- Lamp unit in die-cast EN-AB 47100 aluminium.
- UV resistant diffuser in shock resistant polycarbonate with satin finish.
- Specular reflector in aluminium. It conveys and diffuses the luminous flow downwards to ensure visual comfort.
- Support pole in extruded EN-AW-6060 aluminium, chromate treated and painted.
- Mounting plate in folded, welded and painted steel, with holes for ground fixing by means of log bolts or dowels.
- Provided with IP67 cable and connector for the mains connection.

Nuda recessed

- Consist of lamp and recessing box for recessed wall installation.
- Lamp unit in painted die-cast EN-AB 44100 aluminium, complete with holding plate for electrical components.
- Specular reflector in aluminium. It conveys and diffuses the luminous flow downwards to ensure visual comfort.
- UV resistant diffuser in shock resistant polycarbonate with satin finish.
- Aesthetic cover in painted aluminium.
- Provided with IP67 cable and connector suitable for H07RN-F cables with a diameter from 5 to 13.5 mm for the mains connection.
- Recessing box in reinforced polymer, can be ordered separately.



Nuda floor 50 unilateral

LED 8,5 W			Lighting application		
h	L	a	Em	Emax	Emin
0.5 m	0.5 m	1.8 m	52 lux	178 lux	0.5 lux

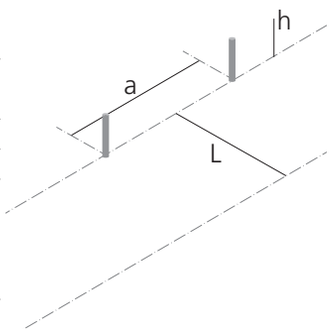



Nuda floor 100 unilateral

LED 17 W			Lighting application		
h	L	a	Em	Emax	Emin
1.0 m	1.0 m	2.5 m	24 lux	66 lux	0.5 lux



Nuda floor 50 bilateral

LED 8,5 W			Lighting application		
h	L	a	Em	Emax	Emin
0.5 m	0.5 m	1.8 m	10 lux	59 lux	0.5 lux

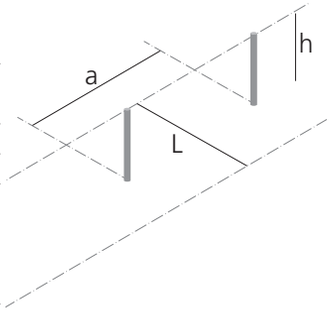



Nuda floor 100 bilateral

LED 17 W			Lighting application		
h	L	a	Em	Emax	Emin
1.0 m	1.0 m	2.5 m	7 lux	26 lux	0.5 lux



Recessed hole
200 x 260 x 60 mm



Recessing box
190 x 250 x 55 mm



Lighting unit



Aesthetic cover



Nuda

Anthracite grey | Grey-white RAL9002 | Rust

Nuda recessed

W	CRI	Weight	Beam	Flux	CCT	Color
8 W	=80	1,24 kg	AS	180 lm	3000K	

220/240Vac 50/60Hz electronic ballast included

Recessing box

Code
T083500
T083510
T083520
T083400



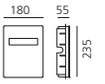

IP65 **IK**06

Nuda floor 50 unilateral

W	CRI	Weight	Beam	Flux	CCT	Color
8 W	=80	3,6 kg	AS	180 lm	3000K	

220/240Vac 50/60Hz electronic ballast included

Code
T083600
T083610
T083620



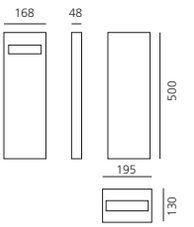

IP65 **IK**06

Nuda floor 50 bilateral

W	CRI	Weight	Beam	Flux	CCT	Color
8 W	=80	3,6 kg	AS	147 lm	3000K	

220/240Vac 50/60Hz electronic ballast included

Code
T083700
T083710
T083720



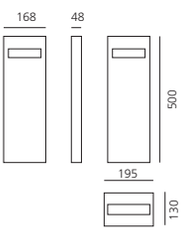

IP65 **IK**06

Nuda floor 100 unilateral

W	CRI	Weight	Beam	Flux	CCT	Color
17 W	=80	5,21 kg	AS	306 lm	3000K	

220/240Vac 50/60Hz electronic ballast included

Code
T083800
T083810
T083820



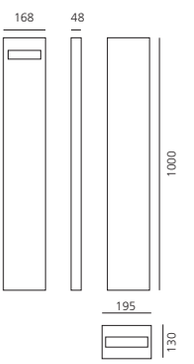

IP65 **IK**06

Nuda floor 100 bilateral

W	CRI	Weight	Beam	Flux	CCT	Color
17 W	=80	5,21 kg	AS	250 lm	3000K	

220/240Vac 50/60Hz electronic ballast included

Code
T083900
T083910
T083920



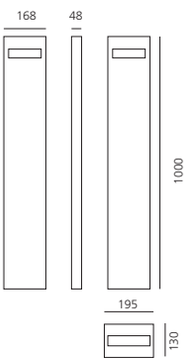

IP65 **IK**06



Ciclope

Alessandro Pedretti
(Studio Rota & Partners)
2009





- 6,5W / 13W
- 284 / 568 lumen
- MacAdam 3SDCM
- Beam: AS (asymmetrical)
- CCT 3000K
- CRI = 80
- IP65 ⧈

- Lighting system with diffuse unilateral or bilateral emission, with high-performance LED light sources.
- Light emission is obtained by the combination of six monochromatic LED light sources, a reflector and an opaline diffuser.
- Floor in unilateral and bilateral emission, wall or recessed installation.
- Available in 3 finishes: light grey (RAL 9002), anthracite grey and rust painted.
- Technical features of light fixtures in compliance with EN60598-1.
- ENEC approved.
- Lighting unit consists of: frame in reinforced polymer; diffuser in light-diffusing polycarbonate; plate in pickled, machined and galvanised steel; watertight gasket in silicone rubber; LED circuit; electronic ballast; reflector in painted spun aluminium; PG13.5 cable gland, H05RN-F cable and IP65 electrical connection device suitable for cables with a diameter between 6 and 13 mm to allow electrical interfacing with the external mains without the need to open the fixture.

- The lighting unit houses the electrical components and sources.
- Aesthetic cover in die-cast EN AB-47100 aluminium. The components in die-cast, extruded aluminium and steel are painted by means of 3-stage outdoor treatment: nanotechnologies, antioxidant primer, polyester paint.
- The elements are fixed together by means of screws. All the locking screws used outside the fixture and inside the stem are in AISI 304 stainless steel.
- Ciclope floor: available in two heights (h 50cm and h 90cm), stem in extruded EN AW-6060 aluminium. Ground mounting plate in folded, welded and painted steel, with holes for ground fixing by means of log bolts or dowels.
- Ciclope recessed: recessing box in reinforced polymer, can be ordered separately.
- Ciclope wall: box in extruded EN AW-6060 aluminium.

Ciclope floor 50 unilateral

LED 6W			Lighting application		
h	L	a	Em	Emax	Emin
0.5 m	1.0 m	3 m	59 lux	378 lux	1 lux

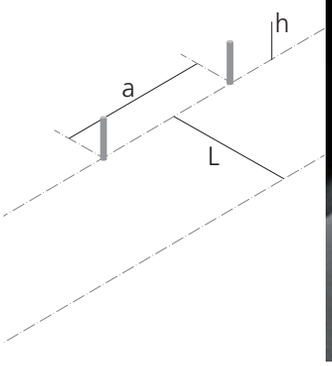



Ciclope floor 90 unilateral/bilateral

LED 6W			Lighting application		
h	L	a	Em	Emax	Emin
0.9 m	1.0 m	3.5 m	28 lux	87 lux	1 lux

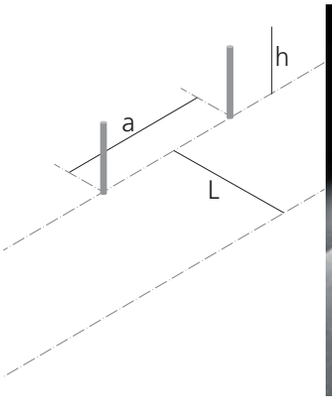



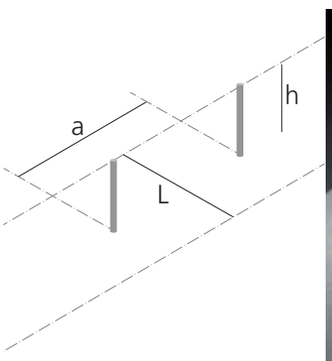



Ciclope wall/recessed

LED 6W			Lighting application		
h	L	a	Em	Emax	Emin
0.5 m	1.0 m	2.9 m	41 lux	281 lux	1 lux

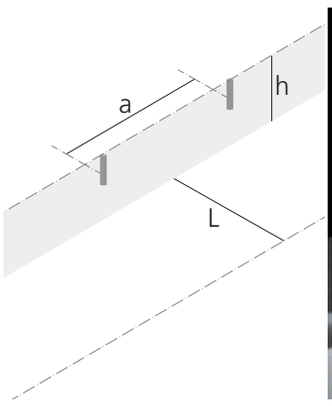





Ciclope

Anthracite grey
Grey-white RAL9002
Rust

Ciclope floor 50 Unilateral

W	CRI	Weight	Beam	Flux	CCT	Color
6,5 W	=80	4,5 kg	AS	284 lm	3000K	○
						●
						●

220/240Vac 50/60Hz electronic ballast included
Mounting plate included

Code
T081000
T081010
T081020



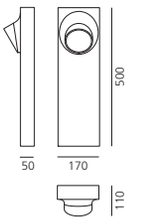

IP65 **IK**10

Ciclope floor 50 Bilateral

W	CRI	Weight	Beam	Flux	CCT	Color
13 W	=80	4,5 kg	AS	568 lm	3000K	○
						●
						●

220/240Vac 50/60Hz electronic ballast included
Mounting plate included

Code
T081300
T081310
T081320



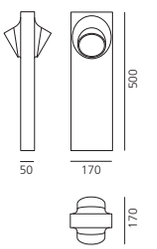

IP65 **IK**10

Ciclope floor 90 Unilateral

W	CRI	Weight	Beam	Flux	CCT	Color
6,5 W	=80	5,5 kg	AS	284 lm	3000K	○
						●
						●

220/240Vac 50/60Hz electronic ballast included
Mounting plate included

Code
T081100
T081110
T081120



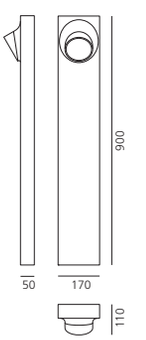

IP65 **IK**10

Ciclope

Anthracite grey
Grey-white RAL9002
Rust

Ciclope floor 90 Bilateral

W	CRI	Weight	Beam	Flux	CCT	Color
13 W	=80	5,5 kg	AS	568 lm	3000K	○
						●
						●

220/240Vac 50/60Hz electronic ballast included
Mounting plate included

Code
T081400
T081410
T081420



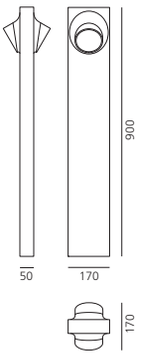

IP65 **IK**10

Ciclope recessed

W	CRI	Weight	Beam	Flux	CCT	Color
6,5 W	=80	1,2 kg	AS	284 lm	3000K	○
						●
						●

220/240Vac 50/60Hz electronic ballast included

Recessing box supplied separately

Recessing box

Code
T081500
T081510
T081520
T081600



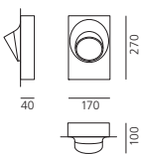

IP65 **IK**10



Recessed hole
230 x 330 x 50 mm



Recessing box
201 x 300 x 48,5 mm



Lighting unit



Aesthetic cover

Ciclope wall

W	CRI	Weight	Beam	Flux	CCT	Color
6,5 W	=80	2 kg	AS	284 lm	3000K	○
						●
						●

220/240Vac 50/60Hz electronic ballast included
Wall support included

Code
T081200
T081210
T081220



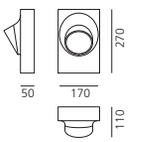

IP65 **IK**10

Chilone

Ernesto Gismondi
2009



- 8W / 16W
- 194 / 515 lumen
- MacAdam 7SDC
- Beam: AS (asymmetrical)
- CCT 3000K
- CRI = 80
- Life = L70(10K)>35500
- IP65 ⧈

- Series of light fixtures with direct emission, with high-performance LED light sources.
- Floor, pole or wall installation.
- Available in 3 finishes: light grey painted (RAL 9002), anthracite grey and rust painted.
- Painting is obtained by means of 3-stage outdoor treatment: nanotechnologies, antioxidant primer, polyester paint.
- AISI 316 stainless steel screws and silicone seal gasket.
- Provided with IP67 cable and connector for the mains connection.
- Technical features of light fixtures in compliance with EN60598-1.
- ENEC approved.
- Consists of lamp, lamp support and: wall support (Chilone wall), ground fixing pole (Chilone pole), ground mounting plate (Chilone floor).

- Lamp unit in die-cast EN-AB 47100 aluminium.
- UV resistant diffuser in shock resistant polycarbonate with satiny finish.
- Lamp support in extruded EN-AW-6060 aluminium.
- Chilone wall: it can be installed with the light pointed either downwards or upwards. Wall support in steel included.
- Chilone pole: height 250 cm, ground fixing pole in painted extruded EN-AW-6060 aluminium. It must be installed by means of a proper foundation plinth.
- Chilone floor: available with downward emission in two heights (h45cm and h 90cm) and with upward emission (Chilone Up). Support pole in extruded EN-AW-6060 aluminium, chromate treated and painted. Mounting plate in folded, welded and painted steel, with holes for ground fixing by means of log bolts or dowels.



Chilone floor 45

LED 8 W			Lighting application		
h	L	a	Em	Emax	Emin
0.45 m	1.0 m	3.0 m	43 lux	842 lux	1 lux

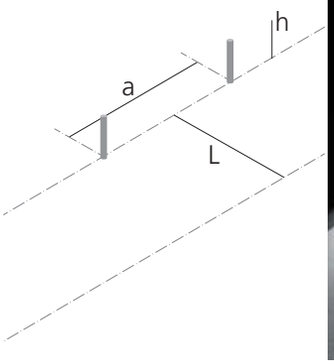



Chilone floor 90

LED 8 W			Lighting application		
h	L	a	Em	Emax	Emin
0.90 m	1.0 m	4.0 m	16 lux	96 lux	1 lux

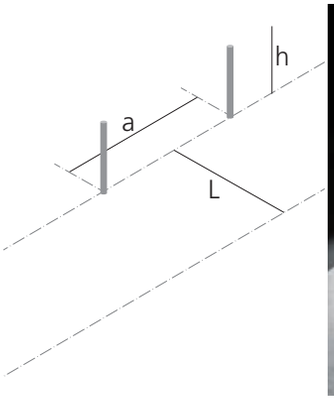



Chilone pole

LED 16 W			Lighting application		
h	L	a	Em	Emax	Emin
2.50 m	2.5 m	9 m	4 lux	9 lux	0.6 lux

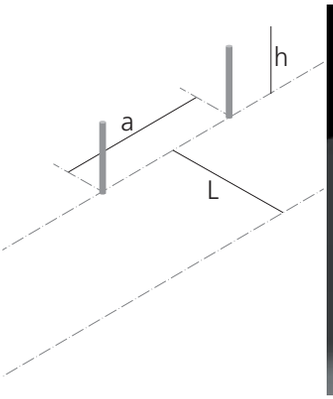



Chilone

Anthracite grey ● Grey-white RAL9002 ○ Rust ●

Chilone floor 45

W	CRI	Weight	Beam	Flux	CCT	Color
8 W	=80	3,98 kg	AS	194 lm	3000K	○ ● ●

Code
T082200
T082210
T082220



IP65

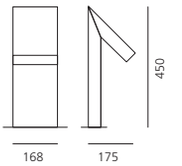

220/240Vac 50/60Hz electronic ballast included.

Mounting plate included.

Chilone floor 90

W	CRI	Weight	Beam	Flux	CCT	Color
8 W	=80	5,27 kg	AS	194 lm	3000K	○ ● ●

Code
T082100
T082110
T082120



IP65

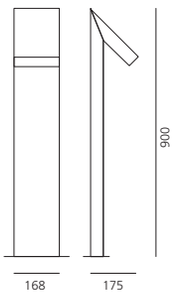

220/240Vac 50/60Hz electronic ballast included.

Mounting plate included.

Chilone up

W	CRI	Weight	Beam	Flux	CCT	Color
16 W	=80	3,81 kg	AS	515 lm	3000K	○ ● ●

Code
T082300
T082310
T082320



IP65

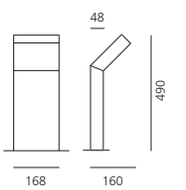

220/240Vac 50/60Hz electronic ballast included.

Mounting plate included.

Chilone wall

W	CRI	Weight	Beam	Flux	CCT	Color
16 W	=80	3,81 kg	AS	515 lm	3000K	○ ● ●

Code
T082400
T082410
T082420



IP65

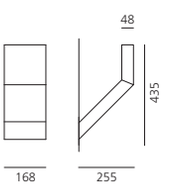

220/240Vac 50/60Hz electronic ballast included.

Wall support included.

Chilone pole

W	CRI	Weight	Beam	Flux	CCT	Color
16 W	=80	10,65 kg	AS	310 lm	3000K	○ ● ●

Code
T082000
T082010
T082020



IP65



220/240Vac 50/60Hz electronic ballast included.

Ground pole included.





Ranco (Varese) - IT

Tetragono

Ernesto Gismondi
2013



- LED COB
- 15 W
- 437 / 447 lumen
- MacAdam 2SDC
- Beam: AS (asymmetrical)
- CCT 3000K
- CRI = 80
- Life = L70(6K)>36300
- IP65 ⏚

- Lighting fixtures with direct asymmetrical light (floor version) and radial emission (wall version), with monochromatic LED light sources.
- Floor or wall installation.
  Finishing: anthracite grey painted.
- Technical features of light fixtures in compliance with EN60598-1.
- ENEC approved.
- Tetragono floor: consists of lamp and supporting pole in extruded EN-AW-6060 aluminium, subjected to chromate treatment and painted, height 450 and 900mm, with painted steel base flange, with holes for floor installation by means of log bolts or dowels.
- Tetragono wall: light fixture with radial light emission, consists of body and wall fixing plate; Lamp support in extruded EN-AW-6060 aluminium, subjected to chromate treatment and painted, with painted steel base flange, with holes for wall installation.
- Lighting unit in die-cast EN-AB 47100 aluminium painted with 3-stage outdoor treatment: nanotechnologies, anti-oxidising primer, polyester paint.
- Provided with metalised polycarbonate reflectors.
- UV resistant diffuser in shock resistant polycarbonate with bright finish.
- AISI 316 fixing screws and silicone gaskets.
- Provided with cable and IP68 connector for the connection to the mains suitable for 5-13.5mm diameter cables (floor version) or for max 3,5mm diameter cables (wall version).







Tetragono

Anthracite grey

Tetragono floor 45

W	CRI	Weight	Beam	Flux	CCT	Color
15 W	=80	3,4 kg	AS	437 lm	3000K	●

220/240Vac 50/60Hz electronic ballast included.

Code
T417100W00



IP65 **IK**10

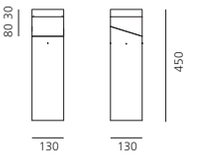

Tetragono floor 90

W	CRI	Weight	Beam	Flux	CCT	Color
15 W	=80	5,4 kg	AS	437 lm	3000K	●

220/240Vac 50/60Hz electronic ballast included.

Code
T417200W00



IP65 **IK**10

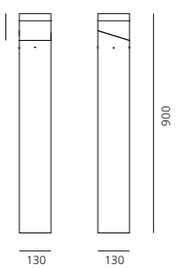

Tetragono wall

W	CRI	Weight	Beam	Flux	CCT	Color
15 W	=80	1,8 kg	AS	447 lm	3000K	●

220/240Vac 50/60Hz electronic ballast included.

Code
T417300W00



IP65 **IK**10

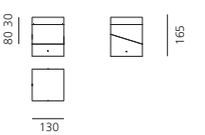



Ippolito

Alessandro Pedretti
(Studio Rota & Partners)
2011

- LED COB
- 15 W
- 1060 / 1130 lumen
- MacAdam 2SDC
- Beam: AS (asymmetrical)
- CCT 3000K
- CRI = 80
- Life = L70(6K)>36300
- IP65 ⧈

- Light fixture with direct emission, with a unique high-performance monochromatic COB LED.
- Floor installation.
- Available in two heights (h 45cm and h 90cm).
- Consists of support with lamp compartment and ballast compartment.
- Cylindrical lamp support in engineering polymer (compact polyurethane). Painted with polyurethane resistant to atmospheric and chemical agents.
- Fixture head in die-cast EN-AB 47100 aluminium, painted with 3-stage outdoor treatment: nanotechnologies, antioxidant primer, polyester paint.
- UV resistant diffuser in transparent shock resistant polycarbonate.
- Accessory compartment in polymers with closure cover in AISI 316.
- Hot galvanised steel mounting plate, with holes for ground fixing by means of log bolts or dowels.
- AISI 316 stainless steel screws and silicone seal gasket.
- Provided with cable and IP68 connector for connection to the mains cables with 5 to 13,5 mm diameters.
- Technical features of light fixtures in compliance with EN60598-1.

Anthracite grey/light grey

Ippolito 45

W	CRI	Weight	Beam	Flux	CCT	Color	Code
15 W	=80	6,36 kg	AS	1060 lm	3000K		T085100

220/240Vac 50/60Hz electronic ballast included.



IP65 **IK**10

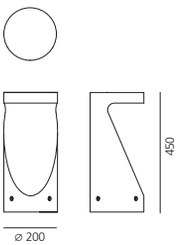

Ippolito 90

W	CRI	Weight	Beam	Flux	CCT	Color	Code
15 W	=80	8,81 kg	AS	1130 lm	3000K		T085000

220/240Vac 50/60Hz electronic ballast included.



IP65 **IK**10

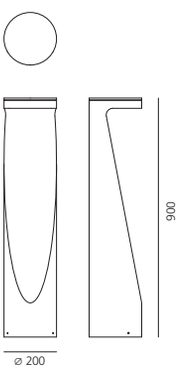

Logico Garden

Michele De Lucchi, Daniele Moioli
2014



reddot design award
2015

- LED COB
- 15 W, 45 W
- 294 / 899 lumen
- MacAdam 2SDC
- Beam: AS (asymmetrical)
- CCT 3000K
- CRI = 80
- Life = L70(6K)>36300
- IP65

- Floor fitting.
- Designed for garden or pedestrian path lighting.
- The appliance consists of a lamp and a supporting pole.
- The lamp support - 450, 600, or 900 mm high - is made of chromed and painted EN-AW-6060 extruded aluminium. The base flange is made of painted electro galvanized iron, with holes for ground fixing by means of screws or plugs.
- The lamp body is made of EN-AB 47100 die-cast aluminiumwith 3-stage outdoor treatment: nanotechnologies, anti-oxidising primer, polyester painting.
- Metallised polycarbonate reflectors. Highly transparent methacrylate screen, with shiny shock-resistant and anti-UV finish.
- AISI 316 fixing screws and silicon seals.
- Provided with cable and IP68 connector for connection to the mains cables with 5 to 13,5 mm diameters.
- Technical specifications comply with EN60598-1.



Logico Garden

Anthracite grey

Logico Garden 45

W	CRI	Weight	Beam	Flux	CCT	Color
15 W	=80	3,4 kg	AS	294 lm	3000K	●

Code
T416800W00



IP65 **IK**10

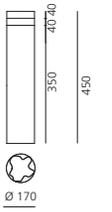

Logico Garden 60

W	CRI	Weight	Beam	Flux	CCT	Color
15 W	=80	4,1 kg	AS	294 lm	3000K	●

Code
T416900W00



IP65 **IK**10



Logico Garden 90

W	CRI	Weight	Beam	Flux	CCT	Color
15 W	=80	5,44 kg	AS	294 lm	3000K	●

Code
T417000W00



IP65 **IK**10

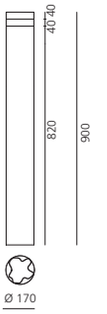

Logico Garden 3x120

W	CRI	Weight	Beam	Flux	CCT	Color
45 W	=80	16,02 kg	AS	899 lm	3000K	●

Code
T416700W00



IP65 **IK**10

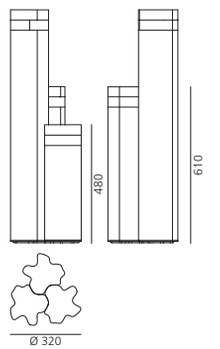



Piroscafo

Ernesto Gismondi
2014

- LED COB
- 14 W
- 1143 lumen
- MacAdam 4SDC
- Beam: AS (asymmetrical)
- CCT 3000K
- CRI = 80
- Life = L70(6K)>36300
- IP65 ⧈



- Lighting appliance for ground fixing with directional light emission, using monochrome LED light sources.
- The appliance consists of a body and a fixing base of EN-AB 47100 die-cast aluminium finished with a 3-stage outdoor treatment: nanotechnologies, anti-oxidising primer, polyester painting.
- Shock-resistant tempered glass screen.
- AISI 316 stainless steel screws and silicone seal gaskets.
- Provided with cable and IP67 connector for connection to the mains. Supports cables with 7 to 12 mm diameters.
- Technical specifications comply with the EN60598-1 norm.

Anthracite grey Green Rust

W	CRI	Weight	Beam	Flux	CCT	Color
14 W	=80	3,65 kg	AS	1143 lm	3000K	

Code
T081910
T081900
T081920

220/240Vac 50/60Hz electronic ballast included.



IP65 □

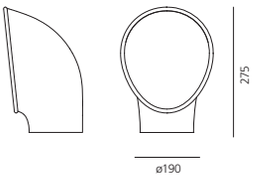

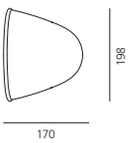









Granito

Ernesto Gismondi
2010

- Metal halide 35 W
- IP65 ⏚

- Light fixture with metal halide sources.
- The four light beams projected through the fissures on the sides make it particularly suitable for lighting drives or creating light effects in parks and gardens.
- Available in two heights (h 30cm and h 60cm).
- Available in 2 finishes: anthracite grey and Cor-ten (weathering steel).
- Transparent sodium-calcium bulb protection glass.
- Ground mounting plate in steel with 3-stage outdoor treatment: nanotechnologies, antioxidant primer, polyester paint.
- AISI 316 stainless steel screws and silicone seal gaskets.
- Electronic ballast.
- Suitable for watertight connection.
- Technical features of light fixtures in compliance with EN60598-1.
- ENEC approved.



Granito

Anthracite grey
Rust Cor-ten

Granito 30

W	Color	Code
METAL HALIDE 1x35W (G12) – HIT		T083000
		T083020

220/240Vac 50/60Hz electronic ballast included.



IP65 **IK**10

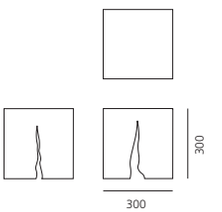

Granito 60

W	Color	Code
METAL HALIDE 1x35W (G12) – HIT		T083100
		T083120

220/240Vac 50/60Hz electronic ballast included.



IP65 **IK**10

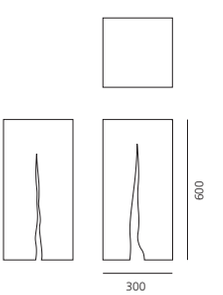



The colour of Cor-ten steel may change in time depending on weather conditions. Before stabilization, Cor-ten steel may release rust powder that may stain the surface where it is placed.

Artemide recommends not to position it on sensitive surfaces, such as clear stones, marbles, etc.





Ranco (Varese) - IT

Reeds

Klaus Begasse
2013

- 9,5 W
- 79 lumen
- MacAdam 4SDC
- Beam: AS (asymmetrical)
- CCT 3000K
- CRI = 80
- Life = L70(6K)>35600
- IP20 / IP67 / IP68



- Floor light fixture with diffuse emission, with monochromatic LED light sources.
- Available with IP20 protection rating for indoors, IP67 and IP68 for outdoors. IP67 and IP68 versions are available in Single or Triple shape.
- Light is diffused through 7 PMMA rods with different heights to give the impression of a reed bed and which can be screwed to the base by means of AISI 316 stainless steel bushes. Part of the light is also diffused on the floor around the base.
- The base has an irregular shape, which has been designed to allow a «mosaic» connection with other light fixtures so as to create an elaborate composition as needed.
- Technical features in compliance with EN60598-1 (IP20, IP67) and section 2-18 (IP68).

Reeds IP20

- Consists of a base made up of a transparent polycarbonate casing.
- Installed between 2 aluminium plates and anti-scratch support feet.
- Technopolymer aesthetic cover.
- Complete with integrated ballast and plug with transparent cable. Switching on and off are performed by means of the pedal push button located on the cable.

Reeds IP67

- Consists of a base made up of a transparent polycarbonate casing installed between 2 AISI316 stainless steel plates fixed by means of AISI316 stainless steel screws. Water sealing is assured by a silicone gasket. The light fixture can be fastened to the floor by means of the holes in the lower plate. Technopolymer aesthetic cover.
- Complete with integrated ballast and supplied with a 1.5 m-long H05RN-F 2x1 cable provided with IP67 connector for the electrical connection to the mains suitable for 5-13.5mm diameter cables.

Reeds IP68

- Consists of a base made up of a transparent polycarbonate casing installed between 2 AISI316 stainless steel plates fixed by means of AISI316 stainless steel screws. Water sealing is assured by a silicone gasket. The light fixture can be fastened to the floor by means of the holes in the lower plate. Technopolymer aesthetic cover.
- The light fixture is supplied with 24V DC power and is provided with a 5 m-long H05RN-F 2x1 cable with IP68 connector for the electrical connection to the mains suitable for 5-13.5mm diameter cables.



Reeds

Anthracite grey

IP20

W	CRI	Weight	Beam	Flux	CCT	Color	Code
9,5 W	=80	1,73 kg	AS	79 lm	3000K		T087300

220/240Vac 50/60Hz electronic ballast included.



IP20 **IK**10

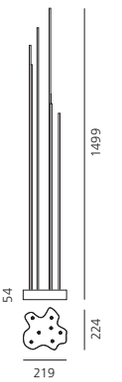

IP67

W	CRI	Weight	Beam	Flux	CCT	Color	Code
9,5 W	=80	2,53 kg	AS	79 lm	3000K		T087400

220/240Vac 50/60Hz electronic ballast included.



IP67 **IK**10

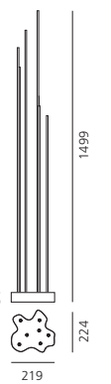

IP68

W	CRI	Weight	Beam	Flux	CCT	Color	Code
9,5 W	=80	2,53 kg	AS	79 lm	3000K		T087500

Electronic ballast 24Vdc supplied separately.

Driver	Vac $_{in}$	Vac $_{out}$	L_{mm}	W_{mm}	H_{mm}	IP	Code
25 W 24Vdc	110-277	24	150	40	32	67	T409996
60 W 24Vdc	110-277	24	165	43	32	67	T409998
90 W 24Vdc	110-277	24	165	61	36	67	T409999



IP68 **IK**10

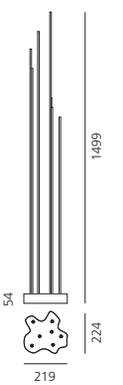

Please see page 875 for drivers installation details.

Anthracite grey

IP667 triple

W	CRI	Weight	Beam	Flux	CCT	Color	Code
28 W	=80	7,38 kg	AS	237 lm	3000K	●	T087700

220/240Vac 50/60Hz electronic ballast included.



IP67 **IK**10



IP68 triple

W	CRI	Weight	Beam	Flux	CCT	Color	Code
28 W	=80	7,38 kg	AS	237 lm	3000K	●	T087800

Electronic ballast 24Vdc supplied separately.

Driver	Vac in	Vac out	Lmm	Wmm	Hmm	IP	Code
60 W 24Vdc	110-277	24	165	43	32	67	T409998
90 W 24Vdc	110-277	24	165	61	36	67	T409999



IP68 **IK**10

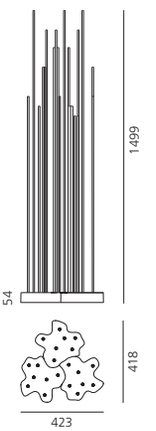





Tolomeo Outdoor

Michele De Lucchi,
Giancarlo Fassina
2015



- LED COB
- 20 W
- 815 / 1613 lumen
- MacAdam 3SDC
- Beam: XF
- CCT 3000K
- CRI = 80
- Life = L70(6K)=50000
- IP44 (floor / hook version)
  IP65 (suspended version)

Floor versions:





XF = extra flood
(>45°)

- Floor, suspension, and hook, as well as lampshade and lamppost versions, made with materials and finishes suited for outdoor use.
- The LED source is contained within a diffusing cap fitted inside a clear IP65 plastic element.
- The suspension version has protection rating IP65, whereas the floor and hook versions have protection rating IP44.
- The diffuser is made of Thuia fabric by Paola Lenti, a durable and washable plastic material that looks like natural jute.
- All the versions of Tolomeo Outdoor are available with or without lampshade.
- The frames with lighting body of the lamppost and lampshade versions have different features.

Tolomeo Outdoor Paralume



Tolomeo Outdoor Lampione





Tolomeo Outdoor Paralume

Aluminium
○

Tolomeo Outdoor Paralume floor

W	CRI	Weight	Beam	Flux	CCT	Color	Code
20 W	=80	3,8 kg	XF	815 lm	3000K	○	T076100

Accessories supplied separately.

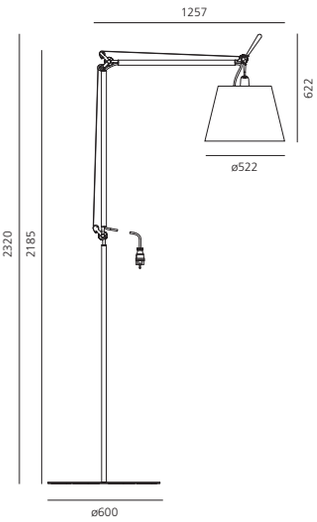



IP44

Accessories

	Color	Code
base + rod	○	T076300
diffuser ø52	○	T077310
	●	T077320

Tolomeo Outdoor Paralume suspension

W	CRI	Weight	Beam	Flux	CCT	Color	Code
20 W	=80	2 kg	XF	815 lm	3000K	○	T076000

Accessories supplied separately.

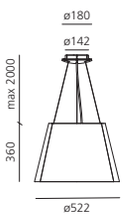



IP65

Accessories

	Color	Code
diffuser ø52	○	T077310
	●	T077320

Tolomeo Outdoor Paralume hook

W	CRI	Weight	Beam	Flux	CCT	Color	Code
20 W	=80	2 kg	XF	815 lm	3000K	○	T076500

Accessories supplied separately.

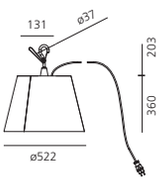



IP44

Accessories

	Color	Code
diffuser ø52	○	T077310
	●	T077320

Tolomeo Outdoor Lampione

Aluminium

Tolomeo Outdoor Lampione floor

W	CRI	Weight	Beam	Flux	CCT	Color	Code
20 W	=80	4,6 kg	XF	1613 lm	3000K		T078100

Accessories supplied separately.

Accessories

	Color	Code
base + rod		T076300

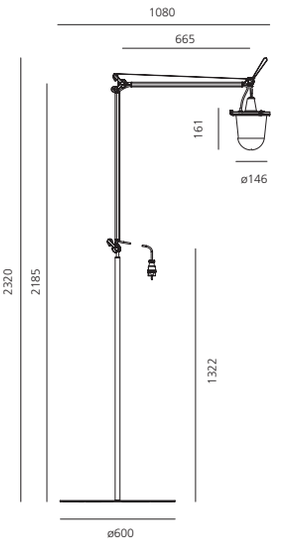



IP44

Tolomeo Outdoor Lampione suspension

W	CRI	Weight	Beam	Flux	CCT	Color	Code
20 W	=80	2 kg	XF	1613 lm	3000K		T078000

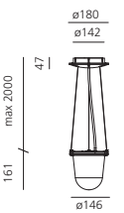



IP65

Tolomeo Outdoor Lampione hook

W	CRI	Weight	Beam	Flux	CCT	Color	Code
20 W	=80	2 kg	XF	1613 lm	3000K		T078500

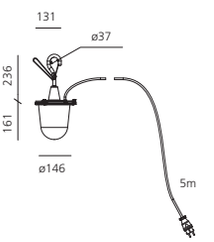



IP44





Tolomeo XXL

Michele De Lucchi
Giancarlo Fassina
2009



- FLUO 57W
- IP65

+/-30° (base)
+/-90° (perno)

- Light fixture with direct emission, with fluorescent or metal halide sources.
- Available with base or fixed support (pivot) made of mass-coloured concrete.
- Diffuser in mass-pigmented polypropylene, screen in light-diffusing silkscreened methacrylate, reflector in painted aluminium.
- Mobile-arm structure in extruded EN-AW-6060 aluminium with bright anodizing treatment.
- Polished-painted articulations in die-cast EN-AB 46100 aluminium.
- Adjustment system in AISI 316 stainless steel.
- Silicone seal gaskets.
- Suitable for watertight connection.
- Electronic ballast.
- Technical features of light fixtures in compliance with EN60598-1.
- ENEC approved.



Meet Design 2011, Rome - (IT)

Tolomeo XXL

Silver grey

Tolomeo XXL with base	INDOOR	OUTDOOR
W / Color	Code	Code
FLUO: 2x57W (GX24q-5)	1532010A	1532050A



IP65

220/240Vac 50/60Hz electronic ballast included.

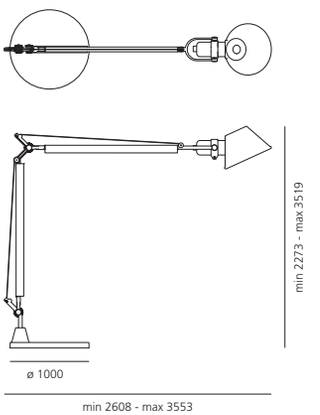

Tolomeo XXL with fixed support	INDOOR	OUTDOOR
W / Color	Code	Code
FLUO: 2x57W (GX24q-5)	1535010A	1535050A



IP65

220/240Vac 50/60Hz electronic ballast included.

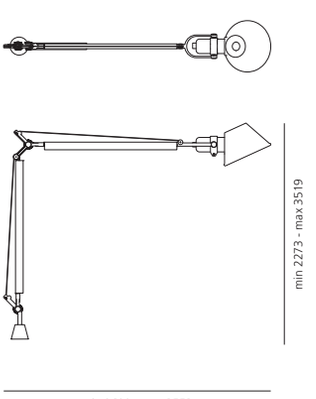





Places and Street Lighting

692 Indicta
694 Sostituto
696 Sostituto Pole
700 Cefiso
706 Cefiso Pole
708 Cariddi
710 Cariddi Pole
712 Hila
716 Provoca
718 Poto
720 Solar Tree
726 Diamante

Indicta

Ernesto Gismondi
2010



Danese Miano, Milan - (IT)

- 24 W
- 1433 / 1341 lumen
- MacAdam 4SDC
- Beam: AS (asymmetrical)
- CCT 3000K / 4000K
- CRI = 80
- Life = L70(6K)>35600
- IP65 □

- Light fixture with direct emission, with high-performance LED light sources.
- ø60mm pole installation with ø35x110mm shank (not supplied).
- Anthracite grey finish.
- Consists of optical housing and support for pole installation.
- Optical housing in extruded EN-AW-6060 aluminium, chromate treated and painted with 3-stage outdoor treatment: nanotechnologies, antioxidant primer, polyester paint.
- UV resistant diffuser in shock resistant polycarbonate.

- High-efficiency asymmetrical optics in metalised polycarbonate.
- Optical housing support in high-resistance mass-coloured reinforced polymers.
- AISI 316 stainless steel screws and silicone seal gaskets.
- Provided with IP67 cable and connector for the mains connection.
- Technical features of light fixtures in compliance with EN60598-1.
- ENEC approved.

LED 23 W			Lighting application		
h	L	a	Em	Emax	Emin
3.5 m	4.0 m	13 m	12 lux	33 lux	2.8 lux

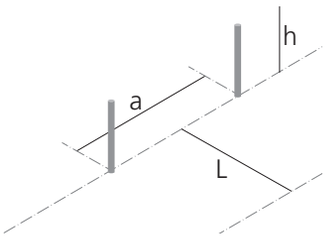



Anthracite grey

W	CRI	Weight	Beam	Flux	CCT	Color
24 W	=80	4,8 kg	AS	1433 lm	3000K	●
				1341 lm	4000K	●

Code
T084810
T084800



IP65 □

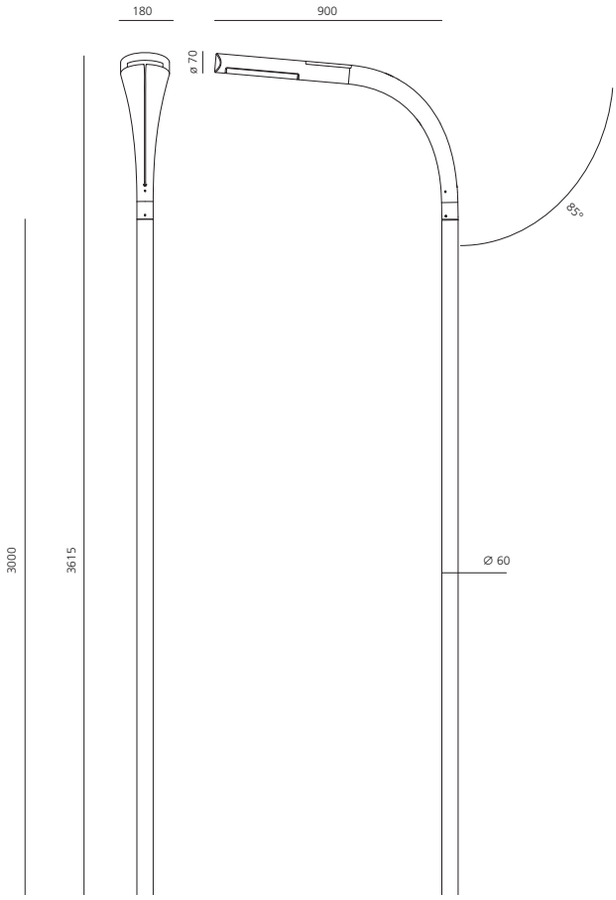

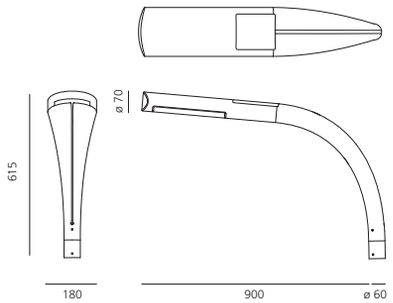

Sostituto Spot

Ernesto Gismondi
2013



- 106W
- 8795 / 9276 lumen
- MacAdam 4SDC
- Beam: S - F - EL (elliptical)
- CCT 3000K
- CRI = 80 min
- Life = L70(6K)=51400
- IP65

+/- 80°



- Light fixture with direct emission, with monochromatic LED light sources.
- Floor, wall, eaves installation.
- Consists of lighting unit composed by 3 interchangeable optical units, wiring terminal board and fixing plate. Positioning is maintained by means of locking dowels. Tilting with 5° adjustments. Positioning is ensured by means of fastening screws.
- EN AB47100 aluminium body and terminal board, silicone gaskets.
- Electronic ballast integrated in the body.
- Polycarbonate diffuser silicone-sealed to the lens supporting unit.
- IP68 connector for the electrical connection to the mains, which can be located in the base compartment and is suitable for 5-13.5 mm diameter cables.
- LED circuits with PMMA lenses in 3 beam versions: 9°, 24° and elliptical 12x40°.
- All the screws used outside the product are in AISI 316 stainless steel.
- All the components in die-cast aluminium are painted with 3-stage outdoor treatment: nanotechnologies, anti-oxidizing primer, polyester paint.
- Technical features of the lighting fixtures in compliance with EN60598-1 and section 2-5.
- Protection level from 4KV impulse overvoltage.

Sostituto Spot

Anthracite grey

W	CRI	Weight	Beam	Flux	CCT	Color	Code
106 W	=80	8,3 kg	9°	9183 lm	3000K	●	T418410W00
			24°	9276 lm	3000K	●	T418423W00
			EL	8795 lm	3000K	●	T4184ELW00



220/240Vac 50/60Hz electronic ballast included.

IP65 **IK**10 ▣

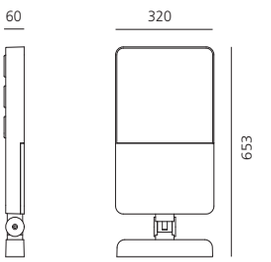





Spot optic

Concentrated luminous flow to highlight details avoiding unwanted light dispersion.

9° optic





Flood optic

Wide luminous flow suitable for lighting large areas.

24° optic

Sostituto Palo

Ernesto Gismondi
2013



- 106 W
- 7609 / 11261 lumen
- MacAdam 4SDC
- Beam: AS (asymmetrical)
- CCT 4000K
- CRI = 70 / 80
- Life = L70(9K)>51400
- IP65 ⧈

- Light fixture with direct emission, with monochromatic LED light sources.
- Pole installation (pole not supplied).
- The appliance is made up of a lighting body and a pole joint, adjustable with 5° angles up to 90° for use with horizontal terminal poles. Positioning is ensured by means of fastening screws.
- Die-cast EN-AB 47100 aluminium lighting unit with 3-stage outdoor treatment: nanotechnologies, antioxidant primer, polyester paint.
- Asymmetrical high-efficiency PMMA optical units. High-transparency shock-resistant polycarbonate screens. Consists of 3 interchangeable optical units.
- Electronic ballast integrated in the body.
- IP68 connector for connection with the mains inside the pole joint, accommodates cables with a 7-12 mm diameter.
- AISI 316 fixing screws and silicone gaskets.
- Suitable for ME3a and ME4a road lighting.
- Technical features in compliance with EN60598-1-2-3.
- Protection level from 4KV impulse overvoltage.
- ENEC approved.

Sostituto Palo

Anthracite grey

LED 105 W			Lighting application		
h	L	a	Em	Emax	Emin
6.0 m	6.0 m	24 m	23 lux	55 lux	13 lux

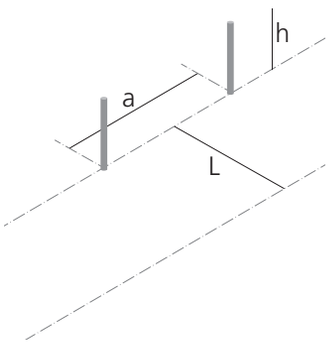



Standard

W	CRI	Weight	Beam	Flux	CCT	Color	Code
106 W	=80	8,5 kg	AS	7609 lm	4000K	●	T4183ELN00

220/240Vac 50/60Hz electronic ballast included.

High Flux

W	CRI	Weight	Beam	Flux	CCT	Color	Code
106 W	=70	8,5 kg	AS	11261 lm	4000K	●	T4183ELH00

220/240Vac 50/60Hz electronic ballast included.



IP65 **IK**10

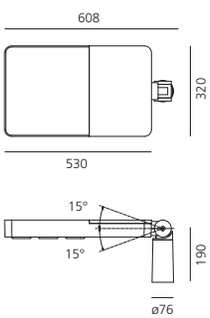

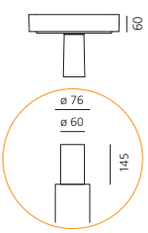

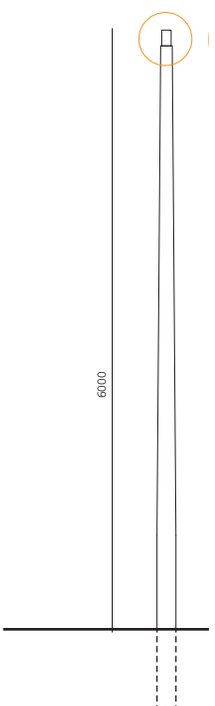


LAND ROVER


JAGUAR
GUY SALMON

Cefiso

Alessandro Pedretti
(Studio Rota & Partners)
2011



- 23 W, 38 W
- 1187 / 2136 lumen
- MacAdam 4SDC
- Beam: N - WFL - E (elliptical, WW)
- CCT 3000K
- CRI = 80
- Life = L70(6K)>39300
- IP65 ⏚

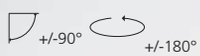

- Light fixture with adjustable direct emission, with high-performance LED light sources.
- Floor, wall and eaves installation.
- 2 sizes: Cefiso 14, Cefiso 20.
- Available in two finishes: grey-white painted (RAL 9002) and anthracite grey painted.
- Consists of adjustable lighting unit and terminal board. A graduated metal ring allows an accurate adjustment. Positioning is maintained by means of locking dowels.
- Body and terminal board in EN AB44100 aluminium, silicone gaskets.
- Electronic ballast integrated in the body.
- Silkscreened tempered glass siliconed flush with the body to avoid backwater.
- Wiring to be carried out inside the terminal board by piercing an IP65 grommet suitable for cables with a diameter of 8-13 mm.
- PMMA lenses in 3 different versions of beams.
- Screws in AISI 316 stainless steel.
- Painted die-cast aluminium with 3-stage outdoor treatment: nanotechnologies, antioxidant primer, polyester paint.
- Technical features of light fixtures in compliance with EN60598-1 and part 2-5.



XS = extra spot (<8°)

WF = wide flood (30°-45°)

EL = elliptical (WW)

reddot design award
2012



Cefiso

Grey-white RAL9002 ○ Anthracite grey ●





Narrow optic

Concentrated luminous flow to highlight details avoiding unwanted light dispersion.

5,4° optic





Wide Flood optic

Wide luminous flow suitable for lighting large areas.

40° optic





Elliptical optic

Elliptical distribution of the luminous flow suitable for wall washer effect.

elliptical optic (WW)

Cefiso 14

W	CRI	Weight	Beam	Flux	CCT	Color	Code
23 W	=80	2,1 kg	5,4°	1231 lm	3000K	○	T418010W00
						●	T418010W10
			40°	1187 lm	3000K	○	T418039W00
						●	T418039W10
			EL (WW)	1198 lm	3000K	○	T4180ELW00
						●	T4180ELW10



IP65 **IK**10

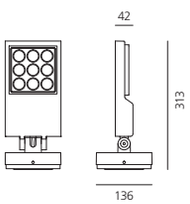

220/240Vac 50/60Hz electronic ballast included.

Cefiso 20

W	CRI	Weight	Beam	Flux	CCT	Color	Code
38 W	=80	4,4 kg	5,4°	2188 lm	3000K	○	T418110W00
						●	T418110W10
			40°	2110 lm	3000K	○	T418139W00
						●	T418139W10
			EL (WW)	2136 lm	3000K	○	T4181ELW00
						●	T4181ELW10



IP65 **IK**10

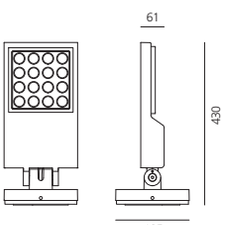

220/240Vac 50/60Hz electronic ballast included.

Centro Servizi dello Studentato Universitario, Trento - IT
Progect: Studio Palerm and Tabares de Nava s.L. Arquitectos + CLA SdS Engeneering, ing Luca Masini







Centro Servizi dello Studentato Universitario, Trento - IT
Progect: Studio Palerm and Tabares de Nava s.L. Arquitectos + CLA SdS Engeneering, ing Luca Masini

Cefiso Palo

Alessandro Pedretti
(Studio Rota & Partners)
2011



- 41 W
- 1848 lumen
- MacAdam 4SDC
- Beam: AS (asymmetrical)
- CCT 3000K
- CRI = 80
- Life = L70(6K)>39300
- IP65 ⧈

- Light fixture with adjustable direct emission, with high-performance LED light sources.
- Pole installation.
- Available in two finishes: light grey painted and anthracite grey painted.
- Consists of lighting unit and pole support. Fixing is maintained by means of locking dowels.
- The pole, not supplied, must have a ø 60 mm and h90 mm shank to correctly fix the head- pole. The pole height must be 4 m from the ground to provide a correct surface lighting. In this way, the poles can be installed at a distance of 15 m, suitable to light a 4 m carriageway in compliance with S3 class for cycle tracks.
- Body in EN AB44100 aluminium, pole support in galvanized iron, silicone gaskets.
- Electronic ballast integrated in the body.
- The light fixture is protected from impulse overvoltage up to 4KV both in differential and common mode.
- Silicone-sealed silk-screened tempered glass.
- IP67 connector for electric connection to the mains, it can be housed in the pole compartment and is suitable for cables with a diameter of 5-13.5 mm.
- LED circuits with PMMA lenses with road emission beam.
- Screws in AISI 316 stainless steel.
- All parts in die-cast aluminium and galvanised iron are painted with 3-stage outdoor treatment: nanotechnologies, antioxidant primer, polyester paint.
- Technical features of light fixtures in compliance with EN60598-1.

Grey-white RAL9002 ○ Anthracite grey ●

LED 40W			Lighting application		
h	L	a	Em	Emax	Emin
4.0 m	4.0 m	15 m	13 lux	27 lux	2.3 lux

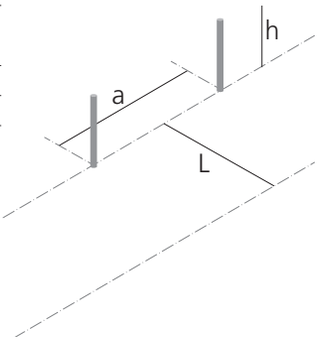



Suitable for street lighting in the class S3 (bike paths).

W	CRI	Beam	Flux	CCT	Color	Code
41 W	=80	AS	1848 lm	3000K	○	T418200W00
					●	T418200W10

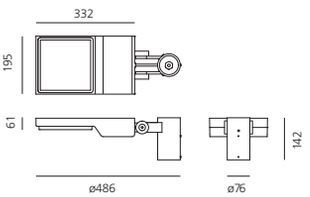



220/240Vac 50/60Hz electronic ballast included.

IP65 IK10

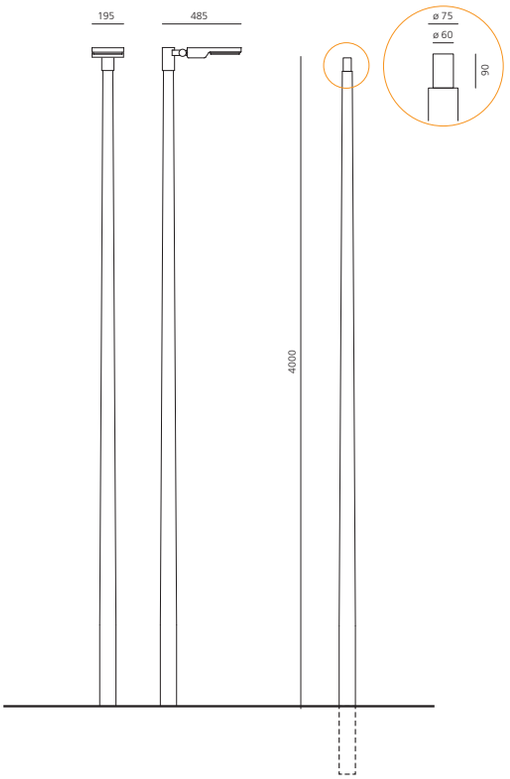



Cariddi

Ernesto Gismondi
2013



CARIDDI 30 / CARIDDI 40
OPTICS 12°



CARIDDI 30
OPTICS 16° - 35°

CARIDDI 40
OPTICS 17° - 36°

Anthracite grey

- LED COB
- 28W, 41W
- 229 / 2405 lumen
- MacAdam 2SDCM
- Beam: S - WF
- CCT 3000K
- CRI = 80 min
- Life = L70(6K)>36300
- IP65



- LED projectors.
- Floor, wall, ceiling, eaves installation.
- Consists of an adjustable lighting unit and terminal board. Positioning is maintained by means of locking dowels.
- The base and the lighting unit are connected by a H05RN-F 3x1 cable.
- EN AB47100 aluminium head and terminal board, EN AW6060 aluminium body, silicone gaskets.
- Electronic ballast integrated in the body.
- Silicone-sealed silk-screened tempered glass.
- Wiring to be performed inside the terminal board by piercing an IP65 grommet suitable for 8-12 mm diameter cables.

- LED COB with PMMA lens and anodized aluminium reflector in 3 different beam versions.
- The optical unit in the narrow-beam version is made up of a N-SF15 optical glass condensation lens and an external PMMA projection lens glued flush with the closing bezel of the lighting body.
- Available in 2 different powers.
- All the screws used outside the product are in AISI 316 stainless steel.
- All the components in die-cast aluminium are painted with 3-stage outdoor treatment: nanotechnologies, anti-oxidizing primer, polyester paint.
- Technical features of the light fixtures in compliance with EN60598-1 and section 2-5.


S = spot
(8°-15°)


F = flood
(15°-30°)


WF = wide flood
(30°-45°)

Cariddi 30

W LED COB	CRI	Weight	Beam	Flux	CCT	Color	Code
28 W		3,9 kg	12°	229 lm	3000K	●	T418610W00
			16°	1638 lm	3000K	●	T418620W00
			35°	1468 lm	3000K	●	T418640W00

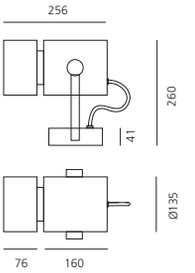



IP65 **IK**07

220/240Vac 50/60Hz electronic ballast included.

Cariddi 40

W LED COB	CRI	Weight	Beam	Flux	CCT	Color	Code
41 W	=80	3,9 kg	12°	356 lm	3000K	●	T418710W00
			17°	2322 lm	3000K	●	T418720W00
			36°	2405 lm	3000K	●	T418740W00

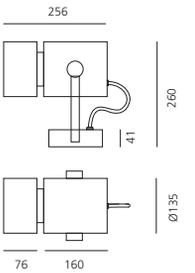



IP65 **IK**07

220/240Vac 50/60Hz electronic ballast included.

Cariddi Palo

Ernesto Gismondi
2014



Anthracite grey

- LED COB
- 24W
- 1760 lumen
- MacAdam 3SDC
- Beam: AS (asymmetrical)
- CCT 3000K
- CRI = 80
- Life = L70(6K)>36300
- IP65

90°

- An adjustable direct lighting appliance that consists of a pole joint and an adjustable lighting body. Fixed into position with 6 grub screws.
- The pole, not included, should have a 60mm spigot to allow appropriate fixing of the pole head. The pole should be 4m high to ensure appropriate surface illumination. Under these conditions, poles can be installed 15m apart to illuminate a 4m lane, in order to ensure compliance with class S3 for cycling lanes.
- Cabling should be accommodated within the pole head, accessible through a lid, using an IP67 sealed connector fit for cables with 5 to 13.5mm diameters.
- The lighting body is powered through a H05RN-F 2x1 cable.
- Aluminium EN AB47100 head, pole joint, and sealing caps; aluminium EN AW6060 body and glass-holding ring, silicon gaskets. Electronic power unit inside the body.
- Suited for public use, protected for 4kV surges, both in the common and in the differential mode.
- Moulded silicon road lighting appliance. The tempered glass diffuser glued flush to the lighting body ensures the absence of lighting pollution.
- INOX AISI 316 steel screws.
- Die-cast aluminium elements painted with 3-stage outdoor treatment: nanotechnologies, anti-oxidizing primer, polyester paint.
- The technical features of the appliances comply with the EN60598-2-3 norm.

W LED COB	CRI	Beam	Flux	CCT	Color
24 W	=80	AS	1760 lm	3000K	●

Code
T419800W00

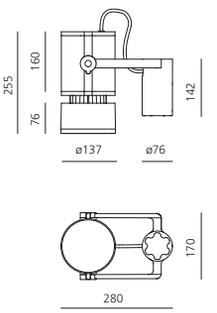



IP65 IK07

Hila

Carlo Colombo
2011



- 12 W, 24 W
- 841 / 1403 lumen
- MacAdam: 3SDCM
- Beam: AS (asymmetrical)
- CCT 3000K / 4000K
- CRI = 80
- IP65 ⧈

- Series of light fixtures with direct emission, with high-performance LED light sources.
- Consists of lamp and wall support (Hila wall) or support pole and ground mounting plate (Hila floor).
- Lamp unit in die-cast EN-AB 47100 aluminium.
- UV resistant diffuser in shock resistant polycarbonate with satiny finish, provided with high-efficiency light-diffusing lenses.
- Hila wall: wall support in painted steel.
- Hila floor: support pole h=90cm in extruded EN-AW-6060 aluminium, chromate treated and painted. Mounting plate in painted steel, with holes for ground fixing by means of log bolts or dowels.

- Painting is obtained by means of 3-stage outdoor treatment: nanotechnologies, antioxidant primer, polyester paint.
- AISI 316 stainless steel screws and silicone seal gasket.
- Provided with IP67 cable and connector for the mains connection.
- Technical features of light fixtures in compliance with EN60598-1.
- ENEC approved.



Hila

Anthracite grey ●

Grey-white RAL9002 ○

Hila Floor/Pole

HILA 12 W			Lighting application		
h	L	a	Em	Emax	Emin
0.9 m	1.0 m	3.2 m	116 lux	230 lux	35 lux

HALO 24W			Lighting application		
h	L	a	Em	Emax	Emin
3.5 m	3.5 m	13 m	13 lux	25 lux	4 lux

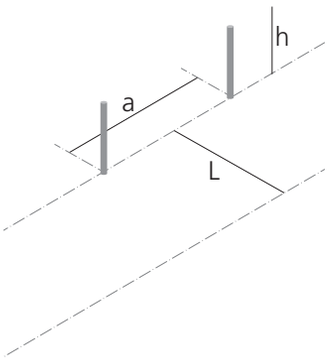



Hila Pole

W	CRI	Weight	Beam	Flux	CCT	Color	Code
24 W	=80	12,6 kg	AS	1403 lm	3000K	○	T085910
						●	T085930
24 W	=80	12,6 kg	AS	1311 lm	4000K	○	T085900
						●	T085920

220/240Vac 50/60Hz electronic ballast included.



IP65 **IK**10 □

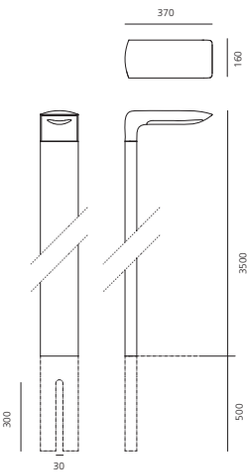

Hila Floor

W	CRI	Weight	Beam	Flux	CCT	Color	Code
12 W	=80	4,4 kg	AS	841 lm	3000K	○	T085710
						●	T085730

220/240Vac 50/60Hz electronic ballast included.



IP65 **IK**10 □

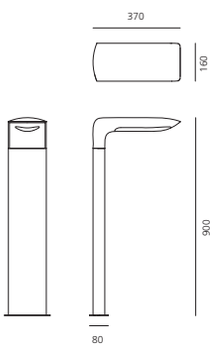

Hila Wall

W	CRI	Weight	Beam	Flux	CCT	Color	Code
24 W	=80	2,8 kg	AS	1403 lm	3000K	○	T085810
						●	T085830

220/240Vac 50/60Hz electronic ballast included.



IP65 **IK**10 □

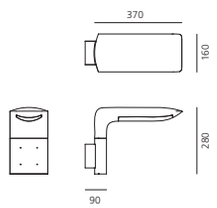



Provoca

Ernesto Gismondi
2011



- 25 W
- 1400 / 1502 lumen
- MacAdam 4SDC
- Beam: AS (asymmetrical)
- CCT 3000K / 4000K
- CRI = 80
- Life = L70(6K)=35600
- IP65 ⏚

- Lighting unit in painted die-cast EN-AB 47100 aluminium.
- High-performance asymmetrical optics in metalised polycarbonate.
- Screens in shock resistant, high transparent tempered glass.
- Painting is obtained with 3-stage outdoor treatment: nanotechnologies, antioxidant primer, polyester paint.
- AISI 316 stainless steel screws and silicone seal gaskets.
- Provoca wall: consists of lighting unit and wall support in painted steel.
- Provoca pole: head-pole fixture consists of lighting unit and pole connection. 50x50mm square pole installation with 40x120mm square shank (not supplied). Head-pole fitting in painted steel.
- Technical features of light fixtures in compliance with EN60598-1.
- ENEC approved.

Anthracite grey ●

Grey-white RAL9002 ○

LED 23 W

Lighting application

h	L	a	Em	Emax	Emin
3.1 m	4.0 m	12 m	15 lux	48 lux	1.5 lux

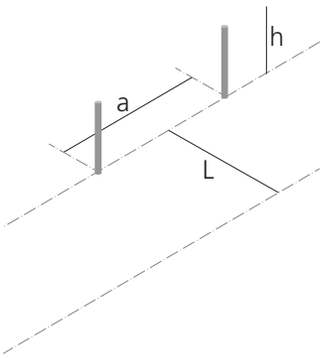



Provoca wall

W	CRI	Weight	Beam	Flux	CCT	Color	Code
25 W	=80	3 kg	AS	1502 lm	3000K	○	T085410
						●	T085430
Wall support						○	T085600
						●	T085620

220/240Vac 50/60Hz electronic ballast included.



IP65 **IK**06

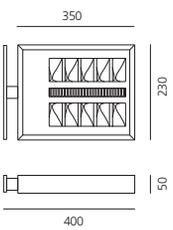

Provoca pole

W	CRI	Weight	Beam	Flux	CCT	Color	Code
25 W	=80	3 kg	AS	1502 lm	3000K	○	T085410
						●	T085430
	=80	3 kg	AS	1400 lm	4000K	○	T085400
						●	T085420
Pole connection						○	T085500
						●	T085520
Pole H. 300 cm						○	T085200
						●	T085220

220/240Vac 50/60Hz electronic ballast included.





IP65 **IK**06

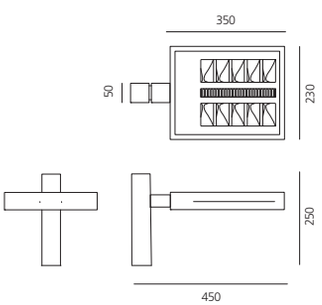

Poto

Ernesto Gismondi
2014



Anthracite grey ● White ○

- LED COB
- 45 W
- 2586 lumen
- MacAdam 2SDC
- Beam: AS (asymmetrical)
- CCT 3000K
- CRI = 80
- Life = L70(6K)>36300
- IP65 □

- Pole appliance for direct lighting.
- Consists of a pole head attached to the pole with grub screws.
- The provided EN AW6060 aluminium pole should be bathed in concrete for 0.5m and rise 2.5m up from the ground.
- The lighting body is fitted with an IP67 connector supporting cables with 5 to 13.5 mm diameters, to be fitted inside the pole.
- The head has a transparent diffuser and a matt white top cap both in impact resistant PMMA. The body fitted inside the pole is made of EN AW6060 aluminium. Silicon seals.
- Electronic power pack fitted inside the body suited for 4kV surges.
- Internal reflector of metallised zamac fitted by sanded glass filter.
- All the screws used for the outside of the product are made of AISI 316 INOX steel.
- All the aluminium parts are finished with a 3-stage outdoor treatment: nanotechnologies, anti-oxidant primer, polyester paint.

W	CRI	Weight	Beam	Flux	CCT	Color
45 W	=80	12,7 kg	AS	2586 lm	3000K	○
						●

Code
T082600
T082620

220/240Vac 50/60Hz electronic ballast included.



IP65 **IK**08 □

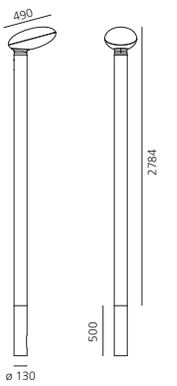

Solar Tree

Ross Lovegrove
2007



Solar Tree is conceived as a lighting appliance combining the LED-based lighting technique with the solar photovoltaic technology in a very peculiar and innovative design.

The project is aimed, on one hand, at minimizing the environmental impact of the product's use (deriving, in particular, from reduced consumption of energy obtained from fossil fuels), while ensuring that the appliance can provide service continuity and, therefore, the expected luminous performance, without being vulnerable to random weather agents or suffer design imbalance (number of panels, accumulator size) calculated for winter months. Such imbalance implies significant dimensions, weights, and costs and would not ensure continuous operation in off-average weather conditions.

The same logical principles implemented in the automotive sector on electric cars, with hybrid versions taking the lead over pure electric battery-based ones for a number of reasons, such as costs, performance, and state of the art of certain technologies, were used to develop the Solar Tree project by Artemide. With its mixed accumulator/solar and network configuration, it provides the best possible energy saving and functionality combination.



- The structure consists of curved steel poles of different diameters and heights, reaching a maximum total 5.5m height above road level. The system includes 10 "grass blades" with 3mm-thick poles with a 40mm diameter, fitted with 1 1W terminal LED protected by a PMMA diffuser screen, and 10 4mm-thick poles with a 76mm diameter supporting the PETG heads with the solar panels. Emission is diffused.
- The poles are coated with pale green outdoor epoxy paint fading to white, and finished with a transparent layer.
- Four of the ten heads (all with photovoltaic cells on the top) are fitted with a LED unit (20 LEDs with a neutral white colour temperature, powered with up to 500mA) at the bottom for direct downward emission, sealed with a plastic screen to ensure protection from water and dust.
- The base is made of hot-zinc coated sheet steel designed for enclosure in a plinth of the appropriate size, not provided with the appliance, to be sunk into the ground. Alternatively a base is available, also made of zinc-coated steel with reinforced concrete stabilizing units forming a round seat. In this case the base can simply rest on the ground, even if ground fixing is always recommended.
- The connection/cabling elements, as well as the control and charging boards, are contained in multiple water-tight boxes with plug-and-socket connectors with protection rating IP65 or higher, and located either in appropriate spots at the foot of the base for easy inspection and maintenance, or inside the concrete stabilizing unit, as specified in detail for the Solar Tree version constituting the object of the supply.
- The airtight accumulators are contained in specific boxes that allow, on one hand, to protect the battery mechanically and from outer agents and, on the other to release any gas discharges, to be provided for by the law.



Configuration

The light fitting configuration includes an analysis of the potential incoming energy (geographical location of the light fitting) and a detailed analysis of the physical location of the light fitting (proximity of buildings or trees). Lastly, an analysis of the level of requested service and performance will be implemented (luminance levels, operation hours, potential discontinuity in the service, if any).

Technical data

- Total number of heads with solar panels: 10
- Number of heads with LEDs: 4
- Installed power for each light head: about 23.1 W at 350mA (base current drive), max current drive 500mA.
- 20 power LEDs for each head in neutral light tonality 4300K.
- Maximum luminous flux for each head: minimum 1250 Lm.
- Solar panel voltage in open circuit: about 10 V.
- Peak power for each panel: about 63 W.
- Total number of "stems": 10.
- LED power for each "stem": about 1 W with a power supply of 350mA.
- 2 Batteries
- Battery voltage: 12 V
- Single battery capacity: 240 Ah
- Box with USB connection for diagnostics/setting/servicing access.
- Technical features of the light fixture in compliance with EN60598-1.
- IP Rating IP65.
- Insulation class II.

$$E_{in} = \sum P_{peak\ power} \cdot h_{equivalent} \cdot \eta_{system} \cdot \eta_{noct} \cdot \eta_{tilt\ angle}$$

$P_{peak\ power}$ = Maximum power input

$h_{equivalen}$ = Average received solar radiation in hours

η_{system} = System conversion efficiency

η_{noct} = Nominal operating temperature

$\eta_{tilt\ angl}$ = Exposure factor

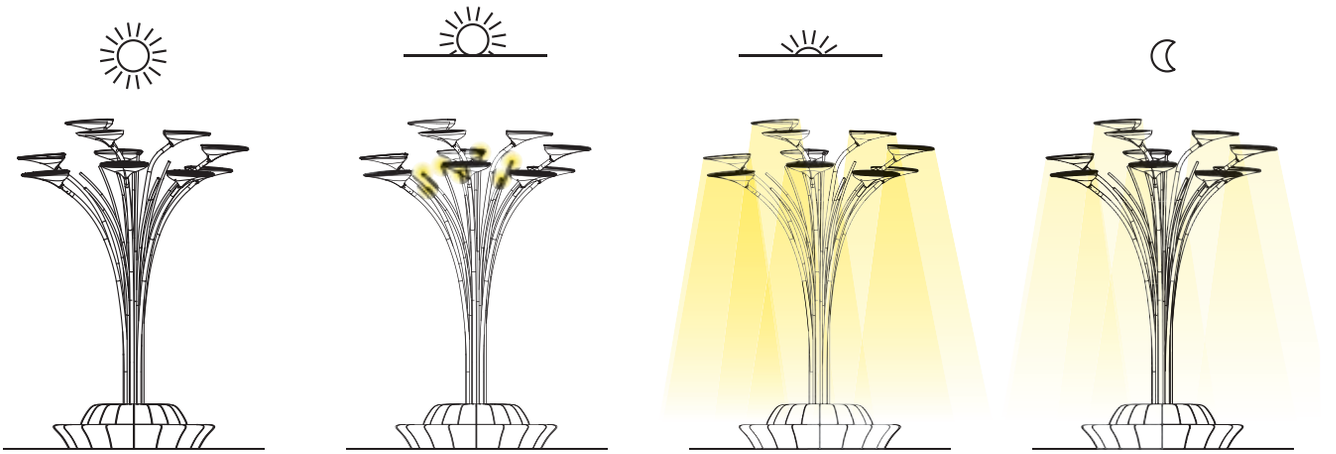

Working

Solar Tree was designed for operation in the HYBRID configuration: in addition to the batteries, generally of the appropriate capacity to contain energy for autonomous operation for up to 7-10 days (with an energy-saving operation cycle, better specified below) with full charge, connection with the mains is provided for energy supply to the appliances (via an appropriate DC power unit connected with the mains) when the batteries are depleted. This is to ensure full service availability even in case of persistent bad weather and/or reduced sun irradiation or 100% use of the luminous performance of the appliance, or anyway when the energy balance is negative.

At dusk (recognized by determination of the dawn and sunset time entered into the calculation routine of the management programme or otherwise), the LED sources are turned on until dawn according to the pre-set duty-cycle.

In "HYBRID" appliances, the system draws energy from the batteries until these fall to the lower charge limit, then switches automatically to the mains.

For appliances based on this configuration, if mains connections coincided with the desired switching time of the public lighting appliances to which the Solar Tree functionally refers, appropriate settings would ensure that the voltage available upon powering is interpreted as a start signal for the Solar Tree, and vice versa in case of disconnection from the mains.

Working programs

Two operating modes are available to satisfy individual needs – Manual and Automatic. The Automatic mode can, in turn, be configured in three different ways, according to the desired performance and energy saving attitude. More specifically: AUTO ECO: 100% operation at times of maximum attendance of the venue, limited operation of the LED heads only in the middle of the night (to ensure average 8 lux ground illumination, the LED sources are turned on and adjusted to approximately 25% of their nominal operating power from sunset to dawn. This mode is recommended to tend to full operation coverage even during the fall/winter in view of energy balance).

AUTO 100%: an operation mode that tends to ensure maximum operating performance of the appliance adjusting to the increased input of solar energy (if any).

CUSTOMIZED: the user can select the desired operating times and profiles.

The above-described profiles can be associated with deadlines and, therefore, be selected alternatively.

MANUAL: can be enabled by the user in case of special events and/or needs. The user can access the "fine" adjustment menu for selection on a 0-100% scale of the flow emitted by the individual LED heads and by the bunch of stems. The sources then remain switched on and adjusted according to the user's settings until switching off or returning to the automatic mode under the user's control.

Piazza Gae Aulenti, Milan - IT, Project: Pelli Clarke Pelli Architects



LED

W	CRI	Flux	CCT	Code
4 heads LED	23 W (92 W Tot.)	1932 lm (7728 lm Tot.)	4300 K	
+ 10 stems LED	1 W (10 W Tot.)		6000 K	
Lighting units, curved poles, “stems” and batteries				T080600
Pole support structure + 18 benches				T080400

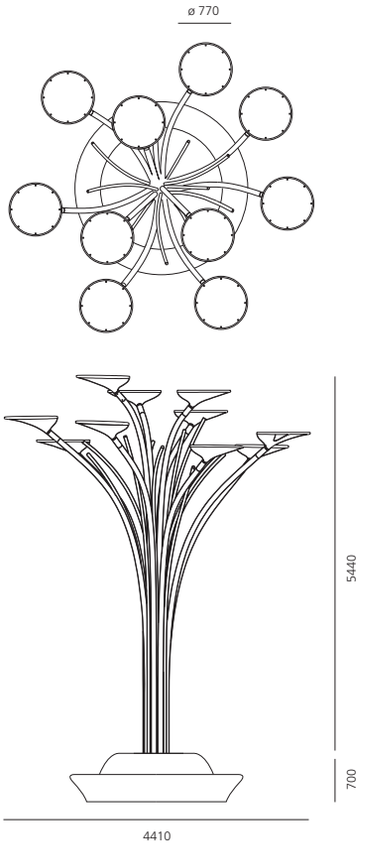

IP65 power box and pole heads
IP44 battery compartment

Diamante

Charles Keller, Daniel Marques,
Adrian Schiess
2009



- The Diamante is a light element that can create light scenes of great visual impact, due to the availability of "diamonds" of different colors or by means of the use of prismatic filters.
- The vertical drop can be realized with different configurations of the number of "diamonds" and heights. The (optional) dynamic light control gives the installation a magical and moving character.
- Each Diamante consists of a double-faced LED circuit board and a prism in injection mould of ABS, connected by means of a special electrical cable with high resistance and lightness which allows the flow of data control and electrical current.
- Specific mounting and connection devices give appropriate ease for mounting and maintenance of the system.



Christmas Lighting, Luzern - CH



Christmas Lighting, Zurich - CH

	W LED	Weight	Colour
Body in injection mould of ABS Electrical cable with high resistance to wind IP68 electrical connectors Mechanical joints and hooks in stainless steel	1,75W	0,80 kg	Cascade 7 “diamanti“ transparent Cascade 7 “diamanti“ transparent and colour Cascade 7 “diamanti“ multicolour

12Vdc electronic ballast

The product can be customized to respond to different project needs. For dedicated quotation and further enquiries, please contact Artemide sales office.



IP65

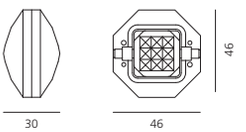

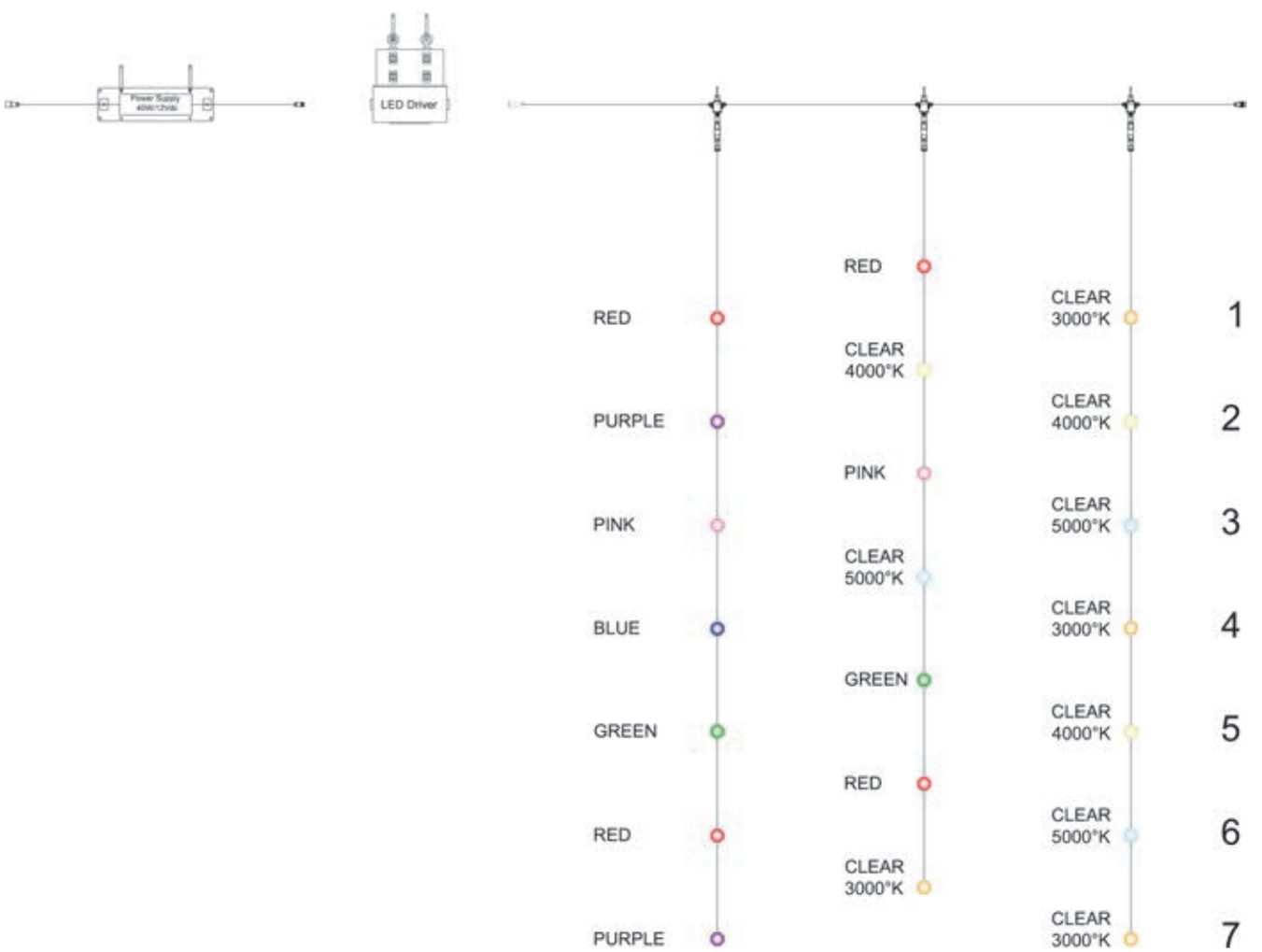



Technical

How to read the catalogue

The carefulness of Artemide for new technologies and for the improvement of its products implies a continuous updating of technical information.
For in-depth and detailed products specifications, Artemide recommends to refer to the website and Artemide Cloud platform, tools that are constantly updated.

www.artemide.com
cloud.artemide.com

Product table

POWER OF DEVICE	WEIGHT OF DEVICE	WEIGHT OF DEVICE	LUMINOUS BEAM OPENING	DEVICE LUMINOUS FLUX	LIGHT COLOR TEMPERATURE	DEVICE COLOR	PRODUCT CODE VERSION A	VAT EXCLUDED PRICES	PRODUCT CODE VERSION B	PRODUCT PHOTO IP DEGREE OF PROTECTION APPROVALS ORIENTATION AND ROTATION VALUES SILHOUETTE

							non dimmable*	Dali-SwitchDim**
W	CRI	Weight	Beam	Flux	CCT	Color	Code	Code
35 W	=80 (min.)	1,30 kg	17°	2548 lm	3000 K	○	M141420	M141421
						●	M141410	M141411
				2709 lm	4000 K	○	M141620	M141621
						●	M141610	M141611
			34°	2360 lm	3000 K	○	M141520	M141521
						●	M141510	M141511
				2510 lm	4000 K	○	M141720	M141721
						●	M141710	M141711





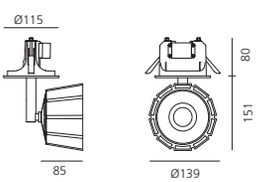

Key

Classifications

Class I
Device in which electrical safety is provided by an additional protective conductor (earth) connected to the metal frame of the lamp.

Class II
Device in which protection against electric shocks is not provided solely by the basic insulation, but which has additional safety measures such as double or reinforced insulation.
These measures do not involve earthing devices and do not depend on the installation conditions.

Class III
Device in which protection against electric shocks is based on a safety extra-low voltage power source and in which no voltages greater than this can be generated.
A class III device does not need earth protection.

Approvals

ENEC certification of European conformity.

Feeding tension

LV

Low Voltage
Components (electrified plates, optional extensions, cables and feeding kits) with 3-wire cables (+, -, signal) and 48VDC feeding tension. Feeding unit and control interfaces are needed in addition. Generally used for RGB LEDs, with the exception of Stand Alone versions.

MV

Medium Voltage
Components (electrified plates, optional extensions, cables and feeding kits) with 7-wire cables (Neutral, Direct Line, Indirect Line, Auxiliary Line, Earth, DALI 1 and DALI 2) and 230 VAC feeding tension. If dimming is required, an external DALI circuit complete with DALI power supply, group controller and scene controller is needed. Used for feeding and dimming fluorescent lamps, white LEDs, spot groups and RGB Stand Alone LED versions.

Rates

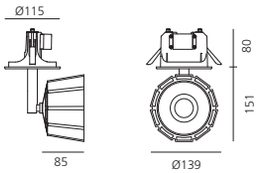

The diagrams shown in this catalogue are expressed in millimetres.

IP degree of protection

Electrical fittings are designed to prevent the intrusion and contact of solids and liquids with live parts.
Resistance to the penetration of solids and liquids is expressed by the acronym IP, followed by two digits that show the degree of protection: the first digit refers to solid bodies, the second to liquids.

First digit
0 No protection.
1 Protected against the penetration of solid bodies larger than 50 mm.
2 Protected against the penetration of solid bodies larger than 12 mm.
3 Protected against the penetration of solid bodies larger than 2.5 mm.
4 Protected against the penetration of solid bodies larger than 1 mm.
5 Protected against dust.
6 Totally dust-tight.

Second digit
0 No protection.
1 Protected against dripping water.
2 Protected against dripping water up to 15° from the vertical.
3 Protected against rain.
4 Protected against splashing water.
5 Protected against water jets.
6 Protected against waves.
7 Water-tight on immersion.
8 Water-tight on submersion.

Characteristics of LED and components

Artemide always develops its products with special attention to the flexibility of using all possible innovations in the field of LEDs. Many are, in fact, a variety of components available on the market, each with its own special features and suitable for different purposes.

Artemide designs and manufactures all the LED circuits required to turn on the product and operate it correctly over time, in order to prevent any problems and quickly repair any possible defects.

Among the most important types of LED used are:
- 5mm LED, which offers the highest average life span with intermediate light levels;
- SMD-LED, which enables the size to be minimised while maintaining good values of luminous flux;
- Power LED, characterised by a wide choice of power and luminous flux and high life expectancy;
- multi-chip LED, characterised by high power, up to over 20W per module, with high luminous flux.

Artemide offers the possibility of using dimmable systems (1-10V, PUSH button, DALI) or home automation control and lighting management systems by means of specific drivers or ad-hoc solutions. The dimming of the LED allows you to create user-controlled lighting scenarios and adjust the brightness for better viewing comfort.

Artemide is able to c customise and tailor their products to meet the various design requirements, thanks to the electronic control and the flexibility in the choice of LED. To request any type of specific or special project, you can contact our technical department.

Artemide manufactures its circuits with power signals in constant current or constant voltage, equivalent to a connection in series or in parallel to the products, respectively. For the correct selection of the transformer or power supply required to operate the lighting, we recommend you follow these guidelines:

Power calculation for electronic driver with constant current:
To properly select the driver necessary for electrical installation, it is sufficient to sum up the power values of each fixture, expressed in W (Watt), as indicated in the catalogue, and to select a ballast with a rated power 20% higher than the resulting total power value.
7 x Linea LED 8W - 24Vdc
7 x 8W = 56W + 20% = 67,2W -> Power supply T409999

Power calculation for electronic driver with constant current
To properly select the driver with constant current (350/500/700mA), choose the driver following the indication “N° LED max” in the relevant driver table.
3 x Zeno Up 3 - 500mA
3 x 3 = 9 LED x 2W -> Power supply NL19034

Drivers

Constant current driver for series connection (indoor use)

Code	Description	V (Vac)	I (mA)	P (W)	N°Led max	L (mm)	W (mm)	H (mm)	
NL19041	Driver 8W 500mA SLIM	220-240	500	8	4	22	110	19	indip. use
NL19036	Driver 20W 700mA	220-240	700	20	2-7	125	38	23	indip. use

Constant current driver for series connection (outdoor use)

Code	Description	V (Vac)	I (mA)	P (W)	N°Led max	L (mm)	W (mm)	H (mm)	IP Rate
NL11022	Driver 6W 350mA	220-240	350	5,6	1-4	145	65	55	IP 67
NL19019	Driver 11W 350mA	220-240	350	11,2	3-9	145	65	55	IP 67
NL19046	Driver 14W 500mA	220-240	500	13,5	1-6	145	65	55	IP 67
NL19047	Driver 20W 500mA	220-240	500	20	7-12	145	65	55	IP 67

Constant-power ballasts with plastic wrapper for parallel connection

Code	Description	V_{in}(Vac)	V_{out}(Vac)	P (VA)	L (mm)	W (mm)	H (mm)	IP Rate
T409996	Driver 25W 24Vdc	100-277	24	25	150	40	32	IP 67
T409998	Driver 60W 24Vdc	100-277	24	60	165	43	32	IP 67
T409999	Driver 90W 24Vdc	100-277	24	90	165	61	36	IP 67

Drivers

Specifications for Naiade 55 and Naiade 90 power supply

Number of fixtures which can be installed according to: Power, Cable section, Line lengt

Ego 55

Code	Power	Line length	Cable 1,5 mm²	Cable 2,5 mm²	Cable 4 mm²
T409996	25W 24Vdc	10 m	13	13	13
	25W 24Vdc	50 m	13	13	13
	25W 24Vdc	100 m	13	13	13
	25W 24Vdc	150 m	12	12	13
	25W 24Vdc	200 m	11	12	13
T409998	60W 24Vdc	10 m	33	33	33
	60W 24Vdc	50 m	31	32	33
	60W 24Vdc	100 m	27	30	31
	60W 24Vdc	150 m	23	27	30
	60W 24Vdc	200 m	19	25	29
T409999	90W 24Vdc	10 m	49	50	50
	90W 24Vdc	50 m	43	46	48
	90W 24Vdc	100 m	35	42	46
	90W 24Vdc	150 m	26	37	42
	90W 24Vdc	200 m	19	31	39

Ego 90

Code	Power	Line length	Cable 1,5 mm²	Cable 2,5 mm²	Cable 4 mm²
T409996	25W 24Vdc	10 m	5	5	5
	25W 24Vdc	50 m	5	5	5
	25W 24Vdc	100 m	4	5	5
	25W 24Vdc	150 m	4	4	5
	25W 24Vdc	200 m	4	4	4
T409998	60W 24Vdc	10 m	12	12	12
	60W 24Vdc	50 m	12	12	12
	60W 24Vdc	100 m	10	11	12
	60W 24Vdc	150 m	8	10	11
	60W 24Vdc	200 m	7	9	11
T409999	90W 24Vdc	10 m	18	18	18
	90W 24Vdc	50 m	16	17	18
	90W 24Vdc	100 m	13	16	17
	90W 24Vdc	150 m	9	14	16
	90W 24Vdc	200 m	7	12	15

Specifications for Reeds IP68 and Reeds IP68 triple power supply

Number of fixtures which can be installed according to: Power, Cable section, Line lengt

Reeds IP68

Code	Power	Line length	Cable 1,5 mm²	Cable 2,5 mm²	Cable 4 mm²
T409996	25W 24Vdc	10 m	2	2	2
	25W 24Vdc	50 m	2	2	2
	25W 24Vdc	100 m	2	2	2
	25W 24Vdc	150 m	2	2	2
	25W 24Vdc	200 m	1	2	2
T409998	60W 24Vdc	10 m	5	5	6
	60W 24Vdc	50 m	5	5	5
	60W 24Vdc	100 m	4	4	5
	60W 24Vdc	150 m	3	4	4
	60W 24Vdc	200 m	2	3	4
T409999	90W 24Vdc	10 m	8	8	8
	90W 24Vdc	50 m	7	7	8
	90W 24Vdc	100 m	5	6	7
	90W 24Vdc	150 m	3	5	6
	90W 24Vdc	200 m	2	4	5

Reeds IP68 triple

Code	Power	Line length	Cable 1,5 mm²	Cable 2,5 mm²	Cable 4 mm²
T409998	60W 24Vdc	10 m	1	1	2
	60W 24Vdc	50 m	1	1	1
	60W 24Vdc	100 m	1	1	1
	60W 24Vdc	150 m	1	1	1
	60W 24Vdc	200 m	-	1	1
T409999	90W 24Vdc	10 m	2	2	2
	90W 24Vdc	50 m	2	2	2
	90W 24Vdc	100 m	1	2	2
	90W 24Vdc	150 m	1	1	2
	90W 24Vdc	200 m	-	1	2

- Max surge supported by the ballasts: 2kV.
- Working temperature of the ballasts: -35°C + 50°C.
- The ballasts must not be directly exposed to UV-rays.
- When calculating sections/lengths, all the fixtures should supplied with power at the line end.
- The IP67 connector supplied with the fixtures is suitable for sections from 1.5 to 4 mm2.
- Insulation class II. Earthing is not required.

Constant current regulators



Dimmable constant current regulators for indoor use

Code	Description	V (Vac)	I (mA)	N°Led max	L (mm)	W (mm)	H (mm)
NL11103	Constant current regulator 350mA	12	350	1-3	19	57	16
		24	350	1-6	19	57	16
NL11107	Constant current regulator 500mA	12	500	1-3	19	57	16
		24	500	1-6	19	57	16
NL11108	Constant current regulator 700mA	12	700	1-2	19	57	16
		24	700	1-5	19	57	16

Dimmable constant current regulators for outdoor use

Code	Description	V (Vac)	I (mA)	N°Led max	L (mm)	Ø (mm)	IP Rate
NL11106	Constant current regulator 350mA IP67	12	350	1-3	130	32	IP 67
		24	350	1-6	130	32	IP 67
NL11104	Constant current regulator 500mA IP67	12	500	1-3	130	32	IP 67
		24	500	1-6	130	32	IP 67
NL11102	Constant current regulator 700mA IP67	12	700	1-2	130	32	IP 67
		24	700	1-5	130	32	IP 67

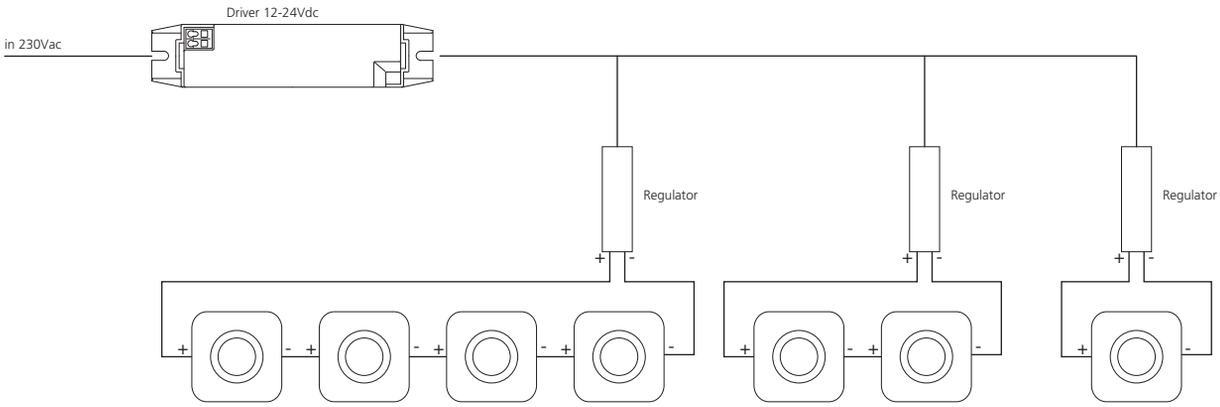

RGB control systems

Artemide Drivers and controller allow a flexible and fully programmable dynamic lighting System. The LED Drivers are compatible with the USITT DMX 512 Standard which is a simple, reliable and economic light management and can be easily interfaced with modern domotic Systems. The DMX data lines are electrically opto-isolated to ensure the maximal reliability and to avoid disturbances.

Wiring diagram for RGB LED systems RGB

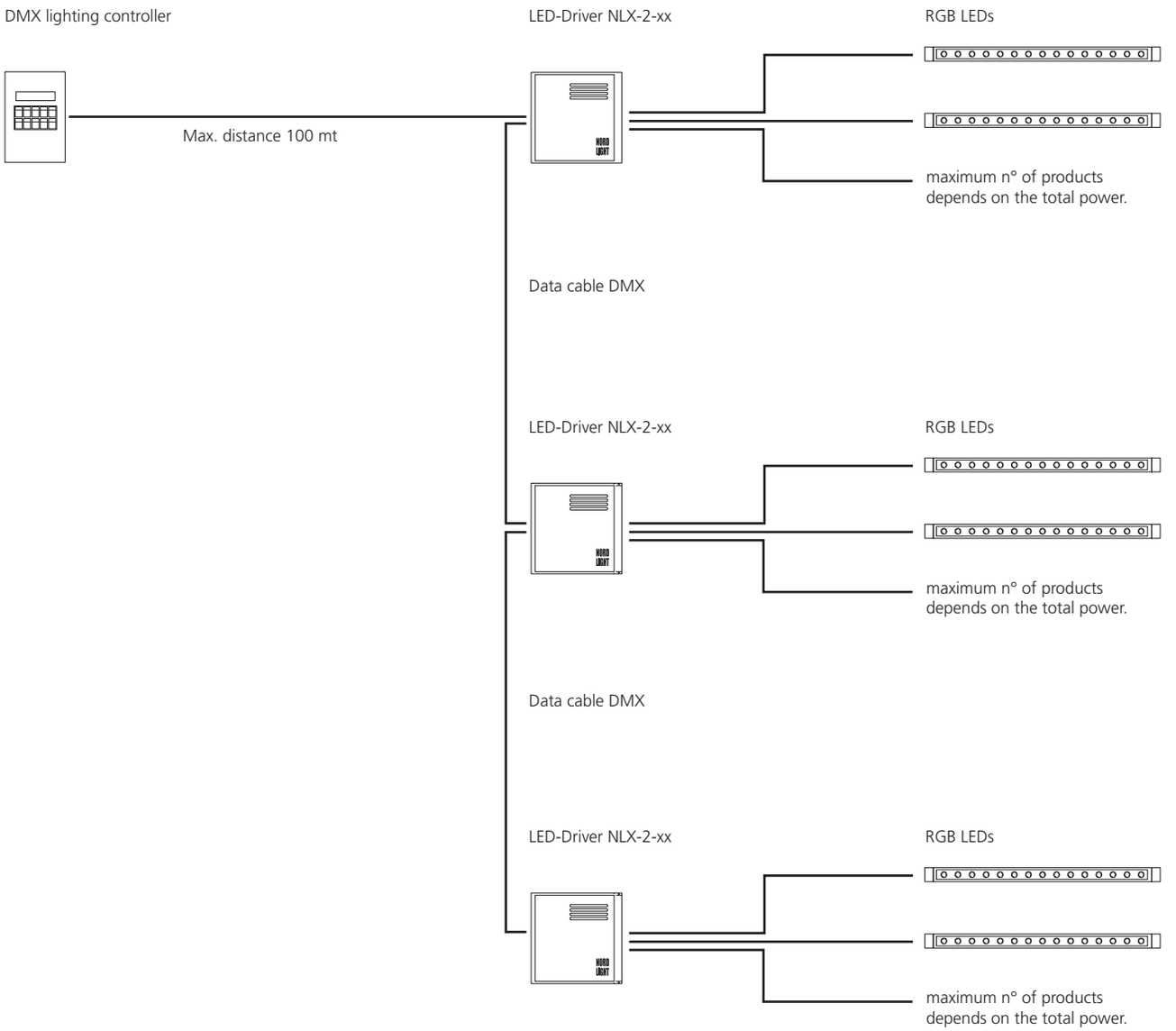

Controllers DMX



NL19030	DSC30 USB interface - DMX stand alone						
Data In	Data Out	DMX ch.	Scenes	Driver	Data cable	L x W x H (mm)	Weight (kg)
USB	DMX	2x512 stand alone	255	5-5,5Vdc - 300mA excl.	DMX 2m/XLR + USB	80x40x90	0,7
USB	DMX	2x512 live	255	5-5,5Vdc - 300mA excl.	DMX 2m/XLR + USB	80x40x90	0,7
NL19031	5Vdc 300mA plug-in power supply Mini-USB						
NL7833	50cm cable with HE10 connector for keyboard (optional)						

Standard USB-DMX "Stand Alone" interface (512 channels, real-time clock, Local use), software, USB cable.Live mode with a computer; Stand Alone mode. Scenes can be triggered in sequential or using external push-buttons to trigger for instance 8 Scenes. Upon request: connection to external keyboard or to domotics Systems. Needs an external power supply for the Stand Alone mode. Upon request: connection to external keyboard or to domotics Systems.



NL19081	DSC60 USB/Ethernet Interface						
Data In	Data Out	DMX ch.	Scenes	Driver	Data cable	L x W x H (mm)	Weight (kg)
Ethernet	DMX	2x512	250	5-5,5Vdc - 300mA excl.	DMX 2m/XLR + Ethernet	80x40x90	0,7
NL19031	5Vdc 300mA plug-in power supply Mini-USB						

Standard USB and Ethernet DMX "Stand Alone" Interface (2x512 channels), with software, USB cable, 3 DMX 512 universes in live mode with a computer (not included); 2 DMX512 universes in stand-alone mode. Micro sd-card memory for stand-alone use, 8 dry contact trigger ports via HE10 connector (upon request). Clock & calendar function. Stand-alone mode with 5 areas and 250 scenes. WIFI remote control option with smart phone/tablet (IOS, ANDROID, Windows, Linux) to trigger scene. Simply connect to your wireless local network, the WIFI remote control app will automatically find the interface and allow you to control it. A second application, compatible with any IOS and ANDROID smart phones or tablets, allows you to easily create or change the lighting surroundings in each area. In just a few steps, you'll be able to take control of all your DMX fixtures in live, or Stand Alone mode. The simple application can be used by just about everyone in any situation. The interface needs an external power supply for the Stand Alone mode.



NL19080	DSC70 USB Glass Touch Sensitive Control Keypad						
Data In	Data Out	DMX ch.	Scenes	Driver	Data cable	L x W x H (mm)	Weight (kg)
USB	DMX	512	99	5-12Vdc - 300mA excl.	RJ45 + USB	110x86x10	0,2
NL19083	5Vdc 300mA plug-in power supply						

Thanks to the "All-in-One" technology, the DSC70 includes a high-tech keypad, stand-alone memory storage and a powerful DMX512 lighting software package. It offers the best solution for projects requiring a large amount of scenes along with an uncluttered and intuitive interface. The computer programmable, flat wall mounted lighting controller is ideal for LED, RGB & DMX lighting and capable of playing up to 99 scenes, each of which can be modified by touching the mode button to change the dimmer and color. The LED display makes it easy to tell which scene number is playing. The wall panel allows it to be mounted on any single gang wall socket around the world. Large memory capacity, 4 touch sensitive buttons, glass wall-mounted DMX controller. Micro-USB for programming. For PC, Mac & Tablet with USB. 32bit RM technology, software included. Stand alone operation. Ready to use (pre-loaded). The interface needs an external power supply which can be placed in the gang wall socket.



NL11054	DSC50 USB interface - DMX stand alone						
Data In	Data Out	DMX ch.	Scenes	Driver	Data cable	L x W x H (mm)	Weight (kg)
USB	DMX	512	512	USB	2m/XLR	78x48x28	1,0

The DSC50 permits synchronisation of light scenario with audio signal by means of the specific interface. This feature makes it ideal for all installations where light must act together with the soundtrack. Up to 60 DMX512 interfaces can be connected to a single USB host controller without having any frame rate loss, for a maximum of 30720 DMX channels. Available with advanced Light Control Software, can be fully synchronised per DMX-IN, Art-Net Remote, Remote HTTP, MIDI and Touch Screen.

Drivers LED



LED Driver NLX IP40

Code	Description	P (W)	V_{in}	V_{out} (Vdc)	L x W x H (mm)	Weight (kg)
NL19050	NLX 2-50	50	100-240 **Vac**	24	270x200x80	1,4
NL75190	NLX 2-75	75	100-240 **Vac**	24	270x200x80	1,4
NL19084	NLX 1-75	75	12-24 Vdc	12-24	153x50x23	0,2
NL82030	NLX 2-100	100	100-240 **Vac**	24	270x240x85	2,0
NL80220	NLX 2-150	150	100-240 **Vac**	24	270x240x85	2,0



LED Driver NLX IP65

Code	Description	P (W)	V_{in}	V_{out} (Vdc)	L x W x H (mm)	Weight (kg)
NL81260	NLX 2-70	70	100-240	24	280x210x80	2,0
NL84100	NLX 2-100	100	100-240	24	280x210x80	2,0
NL77270	NLX 2-150	150	100-240	24	280x210x80	2,0

PWM Driver for LED units with pre-installed colour-programmes for an independent stand-alone Mode or operation through the DMX512 protocol. The DMX interface allows lighting systems of any size and can be easily integrated with domotic Systems.

Max distance between LED driver and RGB products.

Fixture	Max distance from driver	Fixture	Max distance from driver
Spike RGB	20m	Riga Plus RGB	20m
Spike IP65 RGB	20m	Starled RGB	20m
SuperSpike RGB	20m		
Riga RGB	20m		

Example of Wi-Fi control of the RGB system



App/Android
iPod touch / iPhone

Wi-Fi Network with DSC60 and DCS70
Art-Net to DMX converter directly wired
via ethernet to a Wi-Fi Router

LED-Driver DMX compatible equipment

Special devices for projects

Code	Description
NL78070	Splitter DMX 1 in to 8 out



Device in order to realize star wiring between Systems driver RGB and controller DMX. 1 cable 250cm/XLR female + 8 cables 250cm/XLR male incl. Standard Rack 482 x 44 x 128mm 90-240Vac.

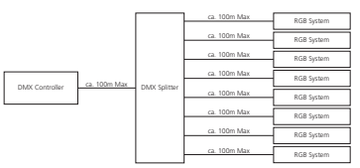

Lighting management

Dimmer DALI

Code	Description	Signal	V (Vdc)	I (A)	P (W)	L (mm)	W (mm)	H (mm)	
NL19090	Dimmer DALI	DALI, Push	10-24	5	120 max	172	42	20	IP20
NL19096	Dimmer Master	DALI, 1-10V; 0-10; Push	12-24	12	288 max	156	52	26	IP20
NL19097	Dimmer SLAVE + NL19096	DALI, 1-10V; 0-10; Push	12-24	12	288 max	156	52	26	IP20

Presence and brightness sensors



Room in use.
Operation with movement detector and daylight control.

To complement the standard versions with or without a dimmer, Artemide Architectural is showcasing the Interactive-Dali, a system that combines personalised control of lighting, ensuring optimum convenience of use, and automatic management of the switching on and off cycles for a rational use of energy.

Multiple operating situations can be set due to the integration of interactive and adjustable electronic components, such as a movement detector, ambient light sensor and infrared receiver.
With Interactive-Dali, lighting is activated automatically when the room is in use and there is not enough natural light.



Empty room.
Timed lowering of light intensity.

Depending on personal characteristics (clearness of vision, required concentration, possible tiredness, etc.), or the nature of the activities being carried out (personal work, meeting, video projection, etc.), the user can optimise the comfort level by regulating the amount of light,< simply by using a switch or an optional remote control. After this simple setting, the system will automatically manage the operation of the device to keep the amount of light constant according to the daylight.

When the room is not being used, the light is automatically lowered and then switched off by a programmable timer.



Empty room.
Complete switch off.



1 Infrared detector.
2 Daylight sensor.
3 Movement detector.
4 Service button
(for programme selection).

Interactive-Dali technology is used in stand-alone devices, in some devices belonging to the same family connected to each other or to external Interactive-Dali components (such as a supplementary movement detector).No interconnection is therefore required to a Dali system already in the room.

Main advantages
High level of personalised operation."Plug and play" connection without the need to change the existing electrical system.Option to manage up to ten devices, which may be divided into two groups.Energy savings will bring a return on the investment.

Interactive Dali Devices

The master module (fitted with the Interactive-Dali system) can be connected to up to 10 other dimmable Dali devices. It is operated by an Interactive-Dali remote control or an external or integrated button.

Dali Devices

For products with a Dimmable-Dali power supply unit, an external Interactive-Dali kit can be used, which can be fitted into the ceiling. This kit can control up to 11 Dali devices (slave modules). It is operated by an Interactive-Dali remote control or button.

Interactive-Dali components

		Code
	**Interactive-Dali kit, Ø86mm, white, recessed.** Can be connected to up to 11 dimmable Dali units. It is operated by an Interactive-Dali remote control or button. ⌀72 mm	M074030
	**Supplementary movement detector white, recessed.** For use when the area to be covered is greater than 6.00 x 5.00m x h 2.5m. To be connected to one of the outputs of the Interactive-Dali control module. No further connections are needed. ⌀64 mm	M074130
	**Interactive-Dali remote control.**	M104900

Codes index

0112010A **625**
0116010A **625**
0117010A **625**
1012020A **375**
1012220A **375**
1012240A **375**
1012330A **375**
1012340A **375**
1039010A **625**
1200000A **420**
1200100A **420**
1200200A **420**
1200300A **420**
1200400A **420**
1200500A **420**
1200600A **420**
1200700A **420**
1200800A **420**
1200900A **420**
1201£00A **420**
1201§00A **420**
1201A00A **420**
1201AE00A **420**
1201B00A **420**
1201C00A **420**
1201D00A **420**
1201E00A **420**
1201F00A **420**
1201G00A **420**
1201H00A **420**
1201I00A **420**
1201J00A **420**
1201K00A **420**
1201L00A **420**
1201M00A **420**
1201N00A **420**
1201O00A **420**
1201P00A **420**
1201Q00A **420**
1201R00A **420**
1201S00A **420**
1201T00A **420**
1201U00A **420**
1201V00A **420**
1201W00A **420**
1201X00A **420**
1201Y00A **420**
1201Z00A **420**
1202£00A **420**
1202§00A **420**
1202a00A **420**
1202ae00A **420**
1202b00A **420**
1202c00A **420**
1202d00A **420**
1202e00A **420**
1202f00A **420**
1202g00A **420**
1202h00A **420**
1202i00A **420**
1202j00A **420**
1202k00A **420**
1202l00A **420**
1202m00A **420**
1202n00A **420**
1202o00A **420**
1202p00A **420**
1202q00A **420**
1202r00A **420**
1202s00A **420**
1202t00A **420**
1202u00A **420**
1202v00A **420**
1202w00A **420**
1202x00A **420**
1202y00A **420**
1202z00A **420**
1401010A **434**
1402010A **434**
1532010A **688**
1532050A **688**
1535010A **688**
1535050A **688**
1708010A **481**
1729010A **483**
1930010A **389**
1931010A **389**
A243700 **377**
AA00001 **38**
AA00004 **38**
AA10001 **38**
AA10004 **38**
AA10054 **38**
AA20001 **38**
AA20004 **38**
AA20054 **38**
AA30001 **38**
AA30004 **38**
AA40001 **38**
AA40004 **38**
AA50001 **38**
AA50004 **38**
AB00101 **442**
AB00102 **442**
AB00109 **442**
AB00116 **442**
AB00201 **442**
AB00202 **442**
AB00209 **442**
AB00216 **442**
AB00301 **442**
AB00302 **442**
AB00309 **442**
AB00316 **442**
AB00401 **442**
AB00402 **442**
AB00409 **442**
AB00416 **442**
AB00501 **442**
AB00502 **442**
AB00509 **442**
AB00516 **442**
AB00601 **442**
AB00602 **442**
AB00609 **442**
AB00616 **442**
AB02152 **456**
AB02156 **456**
AB02157 **456**
AB02158 **456**
AB02159 **456**
AB02252 **456**
AB02256 **456**
AB02257 **456**
AB02258 **456**
AB02259 **456**
AB02352 **456**
AB02356 **456**
AB02357 **456**
AB02358 **456**
AB02359 **456**
AB02452 **456**
AB02456 **456**
AB02457 **456**
AB02458 **456**
AB02459 **456**
AB02552 **456**
AB02556 **456**
AB02557 **456**
AB02558 **456**
AB02559 **456**
AB02652 **456**
AB02656 **456**
AB02657 **456**
AB02658 **456**
AB02659 **456**
AB04152 **456**
AB04156 **456**
AB04157 **456**
AB04158 **456**
AB04159 **456**
AB04252 **456**
AB04256 **456**
AB04257 **456**
AB04258 **456**
AB04259 **456**
AB04352 **456**
AB04356 **456**
AB04357 **456**
AB04358 **456**
AB04359 **456**
AB04452 **456**
AB04456 **456**
AB04457 **456**
AB04458 **456**
AB04459 **456**
AB04552 **456**
AB04556 **456**
AB04557 **456**
AB04558 **456**
AB04559 **456**
AB04652 **456**
AB04656 **456**
AB04657 **456**
AB04658 **456**
AB04659 **456**
AB06152 **448**
AB06156 **448**
AB06157 **448**
AB06158 **448**
AB06159 **448**
AB06252 **448**
AB06256 **448**
AB06257 **448**
AB06258 **448**
AB06259 **448**
AB06352 **448**
AB06356 **448**
AB06357 **448**
AB06358 **448**
AB06359 **448**
AB06452 **448**
AB06456 **448**
AB06457 **448**
AB06458 **448**
AB06459 **448**
AB06552 **448**
AB06556 **448**
AB06557 **448**
AB06558 **448**
AB06559 **448**
AB06652 **448**
AB06656 **448**
AB06657 **448**
AB06658 **448**
AB06659 **448**
AB08152 **448**
AB08156 **448**
AB08157 **448**
AB08158 **448**
AB08159 **448**
AB08252 **448**
AB08256 **448**
AB08257 **448**
AB08258 **448**
AB08259 **448**
AB08352 **448**
AB08356 **448**
AB08357 **448**
AB08358 **448**
AB08359 **448**
AB08452 **448**
AB08456 **448**
AB08457 **448**
AB08458 **448**
AB08459 **448**
AB08552 **448**
AB08556 **448**
AB08557 **448**
AB08558 **448**
AB08559 **448**
AB08652 **448**
AB08656 **448**
AB08657 **448**
AB08658 **448**
AB08659 **448**
AD00101 **66**
AD00104 **66**
AD00201 **66**
AD00204 **66**
AD00301 **66**
AD00304 **66**
AD00401 **66**
AD00404 **66**
AD00501 **66**
AD00504 **66**
AD00601 **66**
AD00604 **66**
AD02101 **66**
AD02104 **66**
AD02201 **66**
AD02204 **66**
AD02301 **66**
AD02304 **66**
AD02401 **66**
AD02404 **66**
AD02501 **66**
AD02504 **66**
AD02601 **66**
AD02604 **66**
AD04101 **66**
AD04104 **66**
AD04201 **66**
AD04204 **66**
AD04301 **66**
AD04304 **66**
AD04401 **66**
AD04404 **66**
AD04501 **66**
AD04504 **66**
AD04601 **66**
AD04604 **66**
AD06101 **66**
AD06104 **66**
AD06201 **66**
AD06204 **66**
AD06301 **66**
AD06304 **66**
AD06401 **66**
AD06404 **66**
AD06501 **66**
AD06504 **66**
AD06601 **66**
AD06604 **66**
AD10101 **67**
AD10104 **67**
AD10201 **67**
AD10204 **67**
AD10301 **67**
AD10304 **67**
AD10401 **67**
AD10404 **67**
AD10501 **67**
AD10504 **67**
AD10601 **67**
AD10604 **67**
AD12101 **67**
AD12104 **67**
AD12201 **67**
AD12204 **67**
AD12301 **67**
AD12304 **67**
AD12401 **67**
AD12404 **67**
AD12501 **67**
AD12504 **67**
AD12601 **67**
AD12604 **67**
AD14101 **67**
AD14104 **67**
AD14201 **67**
AD14204 **67**
AD14301 **67**
AD14304 **67**
AD14401 **67**
AD14404 **67**
AD14501 **67**
AD14504 **67**
AD14601 **67**
AD14604 **67**
AD16101 **67**
AD16104 **67**
AD16201 **67**
AD16204 **67**
AD16301 **67**
AD16304 **67**
AD16401 **67**
AD16404 **67**
AD16501 **67**
AD16504 **67**
AD16601 **67**
AD16604 **67**
AD20101 **68**
AD20104 **68**
AD20201 **68**
AD20204 **68**
AD20301 **68**
AD20304 **68**
AD20401 **68**
AD20404 **68**
AD20501 **68**
AD20504 **68**
AD20601 **68**
AD20604 **68**
AD22101 **68**
AD22104 **68**
AD22201 **68**
AD22204 **68**
AD22301 **68**
AD22304 **68**
AD22401 **68**
AD22404 **68**
AD30101 **68**
AD30104 **68**
AD30201 **68**
AD30204 **68**
AD30301 **68**
AD30304 **68**
AD30401 **68**
AD30404 **68**
AD32101 **68**
AD32104 **68**
AD32201 **68**
AD32204 **68**
AD32301 **68**
AD32304 **68**
AD32401 **68**
AD32404 **68**
AD40101 **69**
AD40104 **69**
AD40201 **69**
AD40204 **69**
AD42101 **69**
AD42104 **69**
AD42201 **69**
AD42204 **69**
AE00000 **278**
AE00100 **278**
AE00200 **278**
AE02000 **278**
AE02100 **278**
AE02200 **278**
AE05000 **278**
AE05100 **278**
AE05200 **278**
AE07000 **278**
AE07100 **278**
AE07200 **278**
AE10000 **278**
AE10100 **278**
AE10200 **278**
AE12000 **278**
AE12100 **278**
AE12200 **278**
AE15000 **278**
AE15100 **278**
AE15200 **278**
AE17000 **278**
AE17100 **278**
AE17200 **278**
AE20000 **278**
AE20100 **278**
AE20200 **278**
AE22000 **278**
AE22100 **278**
AE22200 **278**
AE25000 **278**
AE25100 **278**
AE25200 **278**
AE27000 **278**
AE27100 **278**
AE27200 **278**
AE30000 **278**
AE30100 **278**
AE30200 **278**
AE32000 **278**
AE32100 **278**
AE32200 **278**
AE35000 **278**
AE35100 **278**
AE35200 **278**
AE37000 **278**
AE37100 **278**
AE37200 **278**
AE40001 **278**
AE40004 **278**
AE41001 **278**
AE41004 **278**
AE42001 **278**
AE42004 **278**
AE43001 **278**
AE43004 **278**
AF00001 **153**
AF00005 **153**
AF00101 **153**
AF00105 **153**
AF00201 **153**
AF00205 **153**
AF00301 **153**
AF00305 **153**
AF00401 **153**
AF00405 **153**
AF00501 **153**
AF00505 **153**
AF05001 **153**
AF05005 **153**
AF05101 **153**
AF05105 **153**
AF05201 **153**
AF05205 **153**
AF05301 **153**
AF05305 **153**
AF05401 **153**
AF05405 **153**
AF05501 **153**
AF05505 **153**
AF10001 **153**
AF10005 **153**
AF10101 **153**
AF10105 **153**
AF10201 **153**
AF10205 **153**
AF10301 **153**
AF10305 **153**
AF10401 **153**
AF10405 **153**
AF10501 **153**
AF10505 **153**
AF10601 **153**
AF10605 **153**
AF10701 **153**
AF10705 **153**
AF10801 **153**
AF10805 **153**
AF15001 **153**
AF15005 **153**
AF15101 **153**
AF15105 **153**
AF15201 **153**
AF15205 **153**
AF15301 **153**
AF15305 **153**
AF15401 **153**
AF15405 **153**
AF15501 **153**
AF15505 **153**
AF20001 **153**
AF20005 **153**
AF20101 **153**
AF20105 **153**
AF20201 **153**
AF20205 **153**
AF20301 **153**
AF20305 **153**
AF20401 **153**
AF20405 **153**
AF20501 **153**
AF20505 **153**
AF25001 **153**
AF25005 **153**
AF25101 **153**
AF25105 **153**
AF25201 **153**
AF25205 **153**
AF25301 **153**
AF25305 **153**
AF25401 **153**
AF25405 **153**
AF25501 **153**
AF25505 **153**
AF30001 **158**
AF30004 **158**
AF30005 **158**
AF30101 **158**
AF30104 **158**
AF30105 **158**
AF30201 **158**
AF30204 **158**
AF30205 **158**
AF30301 **158**
AF30304 **158**
AF30305 **158**
AF30401 **158**
AF30404 **158**
AF30405 **158**
AF30501 **158**
AF30504 **158**
AF30505 **158**
AF35001 **158**
AF35004 **158**
AF35005 **158**
AF35101 **158**
AF35104 **158**
AF35105 **158**
AF35201 **158**
AF35204 **158**
AF35205 **158**
AF35301 **158**
AF35304 **158**
AF35305 **158**
AF35401 **158**
AF35404 **158**
AF35405 **158**
AF35501 **158**
AF35504 **158**
AF35505 **158**
AF40001 **158**
AF40004 **158**
AF40005 **158**
AF40101 **158**
AF40104 **158**
AF40105 **158**
AF40201 **158**
AF40204 **158**
AF40205 **158**
AF40301 **158**
AF40304 **158**
AF40305 **158**
AF40401 **158**
AF40404 **158**
AF40405 **158**
AF40501 **158**
AF40504 **158**
AF40505 **158**
AF40601 **158**
AF40604 **158**
AF40605 **158**
AF40701 **158**
AF40704 **158**
AF40705 **158**
AF40801 **158**
AF40804 **158**
AF40805 **158**
AF45001 **159**
AF45004 **159**
AF45005 **159**
AF45101 **159**
AF45104 **159**
AF45105 **159**
AF45201 **159**
AF45204 **159**
AF45205 **159**
AF45301 **159**
AF45304 **159**
AF45305 **159**
AF45401 **159**
AF45404 **159**
AF45405 **159**
AF45501 **159**
AF45504 **159**
AF45505 **159**
AF50000 **155**
AF50100 **155**
AF50200 **155**
AF50300 **155**
AF50400 **155**
AF50500 **155**
AF55000 **155**
AF55100 **155**
AF55200 **155**
AF55300 **155**
AF55400 **155**
AF55500 **155**
AF60000 **155**
AF60100 **155**
AF60200 **155**
AF60300 **155**
AF60400 **155**
AF60500 **155**
AF65000 **155**
AF65100 **155**
AF65200 **155**
AF65300 **155**
AF65400 **155**
AF65500 **155**
AF70000 **155**
AF70100 **155**
AF70200 **155**
AF70300 **155**
AF70400 **155**
AF70500 **155**
AF75000 **155**
AF75100 **155**
AF75200 **155**
AF75300 **155**
AF75400 **155**
AF75500 **155**
AF80001 **159**
AF80004 **159**
AF80005 **159**
AF80101 **159**
AF80104 **159**
AF80105 **159**
AF80201 **159**
AF80204 **159**
AF80205 **159**
AF80301 **159**
AF80304 **159**
AF80305 **159**
AF80401 **159**
AF80404 **159**
AF80405 **159**
AF80501 **159**
AF80504 **159**
AF80505 **159**
AF85001 **159**
AF85004 **159**
AF85005 **159**
AF85101 **159**
AF85104 **159**
AF85105 **159**
AF85201 **159**
AF85204 **159**
AF85205 **159**
AF85301 **159**
AF85304 **159**
AF85305 **159**
AF85401 **159**
AF85404 **159**
AF85405 **159**
AF85501 **159**
AF85504 **159**
AF85505 **159**
AF90000 **155**
AF90100 **155**
AF90200 **155**
AF90300 **155**
AF90400 **155**
AF90500 **155**
AF95001 **152**
AF95004 **152**
AF95101 **152**
AF95104 **152**
AF95201 **152**
AF95204 **152**
AG00001 **337**
AG00004 **337**
AG00101 **337**
AG00104 **337**
AG02501 **337**
AG02504 **337**
AG02601 **337**
AG02604 **337**
AG05001 **337**
AG05004 **337**
AG05101 **337**
AG05104 **337**
AG07501 **337**
AG07504 **337**
AG07601 **337**
AG07604 **337**
AH00013 **621**
AH00015 **621**
AH10013 **621**
AH10015 **621**
AH20013 **621**
AH20015 **621**
AI00000 **515**
AI10000 **515**
AI20000 **515**
AI30000 **515**
AI90000 **515**
AJ10001 **591**
AJ10004 **591**
AJ10012 **591**
AJ30001 **591**
AJ30004 **591**
AJ30012 **591**
AJ90000 **591**
AK00100 **472**
AK00200 **472**
AK00300 **472**
AK00400 **472**
AK00500 **472**

Codes index

AK00600 **472**
AK10100 **472**
AK10200 **472**
AK10300 **472**
AK10400 **472**
AK10500 **472**
AK10600 **472**
AM00005 **39**
AM01005 **39**
AM02005 **39**
AM03005 **39**
AM04005 **39**
AM05005 **39**
AN00001 **81**
AN00004 **81**
AN00005 **81**
AN00101 **81**
AN00104 **81**
AN00105 **81**
AN00201 **81**
AN00204 **81**
AN00205 **81**
AN00401 **81**
AN00404 **81**
AN00405 **81**
AN05001 **81**
AN05004 **81**
AN05005 **81**
AN05101 **81**
AN05104 **81**
AN05105 **81**
AN05201 **81**
AN05204 **81**
AN05205 **81**
AN05301 **81**
AN05304 **81**
AN05305 **81**
AN10001 **81**
AN10004 **81**
AN10005 **81**
AN10101 **81**
AN10104 **81**
AN10105 **81**
AN10201 **81**
AN10204 **81**
AN10205 **81**
AN10401 **81**
AN10404 **81**
AN10405 **81**
AN15001 **81**
AN15004 **81**
AN15005 **81**
AN15101 **81**
AN15104 **81**
AN15105 **81**
AN15201 **81**
AN15204 **81**
AN15205 **81**
AN15301 **81**
AN15304 **81**
AN15305 **81**
AP00001 **79**
AP00004 **79**
AP00005 **79**
AP00101 **79**
AP00104 **79**
AP00105 **79**
AP00201 **79**
AP00204 **79**
AP00205 **79**
AP00301 **79**
AP00304 **79**
AP00305 **79**
AP05001 **79**
AP05004 **79**
AP05005 **79**
AP05101 **79**
AP05104 **79**
AP05105 **79**
AP05201 **79**
AP05204 **79**
AP05205 **79**
AP05301 **79**
AP05304 **79**
AP05305 **79**
AP10001 **79**
AP10004 **79**
AP10005 **79**
AP10101 **79**
AP10104 **79**
AP10105 **79**
AP10201 **79**
AP10204 **79**
AP10205 **79**
AP10301 **79**
AP10304 **79**
AP15001 **83**
AP15001 **79**
AP15004 **83**
AP15004 **83**
AP15004 **79**
AP15005 **83**
AP15005 **83**
AP15005 **79**
AP15101 **83**
AP15101 **83**
AP15101 **79**
AP15104 **83**
AP15104 **83**
AP15104 **79**
AP15105 **83**
AP15105 **83**
AP15105 **79**
AP15201 **83**
AP15201 **83**
AP15201 **79**
AP15204 **83**
AP15204 **83**
AP15204 **79**
AP15205 **83**
AP15205 **83**
AP15205 **79**
AP15301 **83**
AP15301 **83**
AP15301 **79**
AP15304 **83**
AP15304 **83**
AP15304 **79**
AP15305 **79**
AQ00001 **86**
AQ00004 **86**
AQ00005 **86**
AQ00101 **86**
AQ00104 **86**
AQ00105 **86**
AQ00501 **86**
AQ00504 **86**
AQ00505 **86**
AQ00601 **86**
AQ00604 **86**
AQ00605 **86**
AQ00701 **86**
AQ00704 **86**
AQ00705 **86**
AQ00801 **86**
AQ00804 **86**
AQ00805 **86**
AQ00901 **86**
AQ00904 **86**
AQ00905 **86**
AQ01001 **86**
AQ01004 **86**
AQ01005 **86**
AQ02001 **86**
AQ02004 **86**
AQ02005 **86**
AQ02101 **86**
AQ02104 **86**
AQ02105 **86**
AQ02200 **86**
AQ02300 **86**
AQ02401 **86**
AQ02404 **86**
AQ02405 **86**
AQ02500 **86**
AQ02601 **86**
AQ02604 **86**
AQ02605 **86**
AQ02800 **86**
AQ03000 **87**
AQ09701 **86**
AQ09704 **86**
AQ09705 **86**
AQ15000 **87**
AQ15100 **87**
AQ15200 **87**
AQ15300 **87**
AQ15401 **87**
AQ15500 **87**
AQ15700 **87**
AQ18401 **87**
AR10001 **83**
AR10005 **83**
AR10101 **83**
AR10105 **83**
AR10201 **83**
AR10205 **83**
AR10301 **83**
AR10305 **83**
AR15001 **83**
AR15005 **83**
AR15101 **83**
AR15105 **83**
AR15201 **83**
AR15205 **83**
AR15301 **83**
AR15305 **83**
AR20001 **83**
AR20005 **83**
AR20101 **83**
AR20105 **83**
AR20201 **83**
AR20205 **83**
AR20301 **83**
AR20305 **83**
AR25001 **83**
AR25005 **83**
AR25101 **83**
AR25105 **83**
AR25201 **83**
AR25205 **83**
AR25301 **83**
AR25305 **83**
AT00000 **294**
AT00100 **294**
AT00200 **294**
AT00300 **294**
AT01000 **294**
AT01100 **294**
AT01200 **294**
AT01300 **294**
AT04000 **294**
AT05001 **294**
AT05004 **294**
AT05101 **294**
AT05104 **294**
AT05201 **294**
AT05204 **294**
AT05301 **294**
AT05304 **294**
AT06001 **294**
AT06004 **294**
AT06101 **294**
AT06104 **294**
AT06201 **294**
AT06204 **294**
AT06301 **294**
AT06304 **294**
AT10000 **294**
AT10100 **294**
AT10200 **294**
AT10300 **295**
AT10400 **294**
AT10500 **294**
AT10600 **295**
AT10700 **295**
AT11001 **295**
AT11004 **295**
AT11101 **295**
AT11104 **295**
AT11201 **295**
AT11204 **295**
AT11301 **295**
AT11304 **295**
AT12001 **295**
AT12004 **295**
AT12101 **295**
AT12104 **295**
AT12201 **295**
AT12204 **295**
AT12301 **295**
AT12304 **295**
AT15001 **295**
AT15004 **295**
AT16001 **295**
AT16004 **295**
AT16101 **295**
AT16104 **295**
AT16201 **295**
AT16204 **295**
AT16301 **295**
AT16304 **295**
AT17001 **295**
AT17004 **295**
AT17101 **295**
AT17104 **295**
AT17201 **295**
AT17204 **295**
AT17301 **295**
AT17304 **295**
AT20001 **295**
AT20004 **295**
AT20101 **295**
AT20104 **295**
AT20201 **295**
AT20204 **295**
AT20301 **295**
AT20304 **295**
AT21001 **295**
AT21004 **295**
AT21101 **295**
AT21104 **295**
AT21201 **295**
AT21204 **295**
AT21301 **295**
AT21304 **295**
DD0014B00A1 **122**
DD0014B00A1W **122**
DD0014B00A2 **122**
DD0014B00A2W **122**
DD0014B00A3 **122**
DD0014B00A3W **122**
DD0014B00B1 **122**
DD0014B00B1W **122**
DD0014B00B2 **122**
DD0014B00B2W **122**
DD0014B00B3 **122**
DD0014B00B3W **122**
DD0014B00C1 **122**
DD0014B00C1W **122**
DD0014B00C2 **122**
DD0014B00C2W **122**
DD0014B00C3 **122**
DD0014B00C3W **122**
DD0014B10A1 **122**
DD0014B10A1W **122**
DD0014B10A2 **122**
DD0014B10A2W **122**
DD0014B10A3 **122**
DD0014B10A3W **122**
DD0014B10B1 **122**
DD0014B10B1W **122**
DD0014B10B2 **122**
DD0014B10B2W **122**
DD0014B10B3 **122**
DD0014B10B3W **122**
DD0014B10C1 **122**
DD0014B10C1W **122**
DD0014B10C2 **122**
DD0014B10C2W **122**
DD0014B10C3 **122**
DD0014B10C3W **122**
DD0014D00A1 **123**
DD0014D00A1W **123**
DD0014D00A2 **123**
DD0014D00A2W **123**
DD0014D00A3 **123**
DD0014D00A3W **123**
DD0014D00B1 **123**
DD0014D00B1W **123**
DD0014D00B2 **123**
DD0014D00B2W **123**
DD0014D00B3 **123**
DD0014D00B3W **123**
DD0014D00C1 **123**
DD0014D00C1W **123**
DD0014D00C2 **123**
DD0014D00C2W **123**
DD0014D00C3 **123**
DD0014D00C3W **123**
DD0014D10A1 **123**
DD0014D10A1W **123**
DD0014D10A2 **123**
DD0014D10A2W **123**
DD0014D10A3 **123**
DD0014D10A3W **123**
DD0014D10B1 **123**
DD0014D10B1W **123**
DD0014D10B2 **123**
DD0014D10B2W **123**
DD0014D10B3 **123**
DD0014D10B3W **123**
DD0014D10C1 **123**
DD0014D10C1W **123**
DD0014D10C2 **123**
DD0014D10C2W **123**
DD0014D10C3 **123**
DD0014D10C3W **123**
DD0014G00A1 **122**
DD0014G00A1W **122**
DD0014G00A2 **122**
DD0014G00A2W **122**
DD0014G00A3 **122**
DD0014G00A3W **122**
DD0014G00B1 **122**
DD0014G00B1W **122**
DD0014G00B2 **122**
DD0014G00B2W **122**
DD0014G00B3 **122**
DD0014G00B3W **122**
DD0014G00C1 **122**
DD0014G00C1W **122**
DD0014G00C2 **122**
DD0014G00C2W **122**
DD0014G00C3 **122**
DD0014G00C3W **122**
DD0014G10A1 **122**
DD0014G10A1W **122**
DD0014G10A2 **122**
DD0014G10A2W **122**
DD0014G10A3 **122**
DD0014G10A3W **122**
DD0014G10B1 **122**
DD0014G10B1W **122**
DD0014G10B2 **122**
DD0014G10B2W **122**
DD0014G10B3 **122**
DD0014G10B3W **122**
DD0014G10C **122**
DD0014G10C1 **122**
DD0014G10C1W **122**
DD0014G10C2 **122**
DD0014G10C2W **122**
DD0014G10C3 **122**
DD0014G10C3W **122**
DD0014I00D1 **188**
DD0014I00D1S **189**
DD0014I00D1SW **189**
DD0014I00D1W **188**
DD0014I00D2 **188**
DD0014I00D2S **189**
DD0014I00D2SW **189**
DD0014I00D2W **188**
DD0014I00D3 **188**
DD0014I00D3S **189**
DD0014I00D3SW **189**
DD0014I00D3W **188**
DD0014I09D1S **189**
DD0014I09D1SW **189**
DD0014I09D2S **189**
DD0014I09D2SW **189**
DD0014I09D3S **189**
DD0014I09D3SW **189**
DD0014I10D1B **188**
DD0014I10D1BW **188**
DD0014I10D1S **189**
DD0014I10D1SW **189**
DD0014I10D2B **188**
DD0014I10D2BW **188**
DD0014I10D2S **189**
DD0014I10D2SW **189**
DD0014I10D3B **188**
DD0014I10D3BW **188**
DD0014I10D3S **189**
DD0014I10D3SW **189**
DD0014ICLT44 **188**
DD0014IFR09 **188**
DD0014IFR10 **188**
DD0014L00D1 **188**
DD0014L00D1S **189**
DD0014L00D1SW **189**
DD0014L00D1W **188**
DD0014L00D2 **188**
DD0014L00D2S **189**
DD0014L00D2SW **189**
DD0014L00D2W **188**
DD0014L00D3 **188**
DD0014L00D3S **189**
DD0014L00D3SW **189**
DD0014L00D3W **188**
DD0014L09D1S **189**
DD0014L09D1SW **189**
DD0014L09D2S **189**
DD0014L09D2SW **189**
DD0014L09D3S **189**
DD0014L09D3SW **189**
DD0014L10D1B **188**
DD0014L10D1BW **188**
DD0014L10D1S **189**
DD0014L10D1SW **189**
DD0014L10D2B **188**
DD0014L10D2BW **188**
DD0014L10D2S **189**
DD0014L10D2SW **189**
DD0014L10D3B **188**
DD0014L10D3BW **188**
DD0014L10D3S **189**
DD0014L10D3SW **189**
DD0014LFR09 **188**
DD0014LFR10 **188**
DD0014Y00D1 **462**
DD0014Y00D1W **462**
DD0014Y00D2 **462**
DD0014Y00D2W **462**
DD0014Y00D3 **462**
DD0014Y00D3W **462**
DD0014Y10D1 **462**
DD0014Y10D1W **462**
DD0014Y10D2 **462**
DD0014Y10D2W **462**
DD0014Y10D3 **462**
DD0014Y10D3W **462**
DD0014Z00D1 **462**
DD0014Z00D1W **462**
DD0014Z00D2 **462**
DD0014Z00D2W **462**
DD0014Z00D3 **462**
DD0014Z00D3W **462**
DD0014Z10D1 **462**
DD0014Z10D1W **462**
DD0014Z10D2 **462**
DD0014Z10D2W **462**
DD0014Z10D3 **462**
DD0014Z10D3W **462**
DD0016A00A1C **193**
DD0016A00A1CW **193**
DD0016A00A1L **193**
DD0016A00A1LW **193**
DD0016A00A2C **193**
DD0016A00A2CW **193**
DD0016A00A2L **193**
DD0016A00A2LW **193**
DD0016A00A3C **193**
DD0016A00A3CW **193**
DD0016A00A3L **193**
DD0016A00A3LW **193**
DD0016A09A1C **193**
DD0016A09A1CW **193**
DD0016A09A1L **193**
DD0016A09A1LW **193**
DD0016A09A2C **193**
DD0016A09A2CW **193**
DD0016A09A2L **193**
DD0016A09A2LW **193**
DD0016A09A3C **193**
DD0016A09A3CW **193**
DD0016A09A3L **193**
DD0016A09A3LW **193**
DD0016A10A1C **193**
DD0016A10A1CW **193**
DD0016A10A1L **193**
DD0016A10A1LW **193**
DD0016A10A2C **193**
DD0016A10A2CW **193**
DD0016A10A2L **193**
DD0016A10A2LW **193**
DD0016A10A3C **193**
DD0016A10A3CW **193**
DD0016A10A3L **193**
DD0016A10A3LW **193**
DGI2700A09 96
DGI2700A10 **96**
DGI2700B091W **96**
DGI2700B091Y **96**
DGI2700B092W **96**
DGI2700B092Y **96**
DGI2700B093W **96**
DGI2700B093Y **96**
DGI2700B101W **96**
DGI2700B101Y **96**
DGI2700B102W **96**
DGI2700B102Y **96**
DGI2700B103W **96**
DGI2700B103Y **96**
DGI2700C09W **96**
DGI2700C09Y **96**
DGI2700C10W **96**
DGI2700C10Y **96**
DGI2700D09 **97**
DGI2700D09W **96**
DGI2700D09Y **96**
DGI2700D10 **97**
DGI2700D10W **96**
DGI2700D10Y **96**
DGI2700E09D **97**
DGI2700E10D **97**
DGI2700F09 **97**
DGI2700F10 **97**
DGI2700G09 **97**
DGI2700G10 **97**
DGI2700H09 **97**
DGI2700H10 **97**
DMZ2357A00A1 **141**
DMZ2357A00A2 **141**
DMZ2357A00A3 **141**
DMZ2357C00A1 **141**
DMZ2357C00A2 **141**
DMZ2357C00A3 **141**
DRL1903A00 **349**
DRL1903A00B **349**
DRL1903A09N **349**
DRL1903A10B **349**
DRL1903AKA01 **349**
DRL1903AKA02 **349**
DRL1903AKA05 **349**
DRL1903AKA09 **349**
DRL1903AKB01 **349**
DRL1903AKB02 **349**
DRL1903AKB05 **349**
DRL1903AKB09 **349**
DRL1903AKC01 **349**
DRL1903AKC02 **349**
DRL1903AKC05 **349**
DRL1903AKC09 **349**
DRL1903AKTC100 **349**
DRL1903AKTC100B **349**
DRL1903AKTC109N **349**
DRL1903AKTC110B **349**
DRL1903AKTC200 **349**
DRL1903AKTC200B **349**
DRL1903AKTC209N **349**
DRL1903AKTC210B **349**
DRL1903ATPC00 **349**
DRL1903ATPC09 **349**
DRL1903ATPC10 **349**
DRL1903B00 **349**
DRL1903B00B **349**
DRL1903B10B **349**
DRL1903B90N **349**
DV1001 **152**
DV1002 **152**
DV1003 **152**
DV1004 **152**
DV1005 **152**
DV1006 **152**
DV1007 **152**
DV5004 **515**
DV9001 **87**
L170020 **112**
L170021 **112**
L170030 **112**
L170031 **112**
L170070 **112**
L170071 **112**
L170120 **112**
L170121 **112**
L170130 **112**
L170131 **112**
L170170 **112**
L170171 **112**
L170220 **112**
L170221 **112**
L170230 **112**
L170231 **112**
L170270 **112**
L170271 **112**
L170320 **112**
L170321 **112**
L170330 **112**
L170331 **112**
L170370 **112**
L170371 **112**
L170420 **112**
L170430 **112**
L170520 **112**
L170530 **112**
L170620 **112**
L170621 **112**
L170630 **112**
L170631 **112**
L170670 **112**
L170671 **112**
L170720 **112**
L170721 **112**
L170730 **112**
L170731 **112**
L170770 **112**
L170771 **112**
L170920 **113**
L170921 **113**
L170930 **113**
L170931 **113**
L170970 **113**
L170971 **113**
L171020 **113**
L171021 **113**
L171030 **113**
L171031 **113**
L171070 **113**
L171071 **113**
L171120 **113**
L171121 **113**
L171130 **113**
L171131 **113**
L171170 **113**
L171171 **113**
L171220 **113**
L171221 **113**
L171230 **113**
L171231 **113**
L171270 **113**
L171271 **113**
L171320 **113**
L171321 **113**
L171330 **113**
L171331 **113**
L171370 **113**
L171371 **113**
L171420 **113**
L171421 **113**
L171430 **113**
L171431 **113**
L171470 **113**
L171471 **113**
L171520 **113**
L171521 **113**
L171530 **113**
L171531 **113**
L171620 **112**
L171630 **112**
L171670 **112**
L171720 **112**
L171730 **112**
L171770 **112**
L171820 **113**
L171821 **113**
L171830 **113**
L171831 **113**
L171870 **113**
L171871 **113**
L172020 **113**
L172021 **113**
L172030 **113**
L172031 **113**
L172221 **113**
L172231 **113**
L172620 **114**
L172621 **114**
L172720 **114**

Codes index

L172721 **114** M016761 **452** M019531 **457** M036321 **382** M077820 **109** M094925 **402** M113710 **385** M164119 **383**
L172820 **114** M016767 **452** M019540 **457** M036326 **382** M077900 **165** M094926 **402** M113711 **385** M164120 **383**
L172821 **114** M016810 **458** M019541 **457** M036411 **382** M078400 **105** M094995 **402** M113720 **385** M164121 **383**
L173220 **114** M016811 **458** M019560 **457** M036416 **382** M078400 **109** M094996 **402** M113721 **385** M164126 **383**
L173221 **114** M016817 **458** M019561 **457** M036421 **382** M078500 **109** M095120 **402** M119120 **466** M164129 **383**
L173320 **114** M016820 **458** M019910 **459** M036426 **382** M078600 **109** M095121 **402** M119220 **466** M164200 **383**
L173400 **114** M016821 **458** M019911 **459** M036511 **382** M078700 **105** M095190 **402** M119320 **466** M164510 **387**
L173420 **113** M016827 **458** M019920 **459** M036516 **382** M078700 **109** M095191 **402** M119420 **466** M164520 **387**
L173430 **113** M016830 **458** M019921 **459** M036521 **382** M078800 **105** M095220 **402** M140610 **108** M164610 **387**
L176000 **112** M016831 **458** M019930 **459** M036526 **382** M078800 **109** M095221 **402** M140611 **108** M164620 **387**
L176100 **112** M016837 **458** M019931 **459** M0366N10 **382** M078900 **105** M095290 **402** M140620 **108** M164710 **385**
L176200 **112** M016840 **458** M019940 **459** M0366N11 **382** M078900 **109** M095291 **402** M140621 **108** M164720 **385**
L176320 **66** M016841 **458** M019941 **459** M0366N16 **382** M079000 **105** M097620 **402** M140710 **108** M164810 **385**
L176320 **113** M016847 **458** M019960 **459** M0366N20 **382** M079000 **109** M097690 **402** M140711 **108** M164811 **385**
L176330 **66** M016860 **458** M019961 **459** M0366N21 **382** M079100 **109** M104900 **383** M140720 **108** M164820 **385**
L176370 **113** M016861 **458** M020110 **459** M0366N26 **382** M079200 **165** M106620 **352** M140721 **108** M164821 **385**
L176420 **114** M016867 **458** M020111 **459** M0366W10 **382** M079201 **213** M106690 **352** M140810 **108** M167500 **314**
L176421 **114** M016910 **458** M020120 **459** M0366W11 **382** M079300 **165** M106720 **352** M140811 **108** M167600 **314**
L176520 **114** M016911 **458** M020121 **459** M0366W16 **382** M080018 **222** M106790 **352** M140820 **108** M167700 **314**
L176521 **114** M016917 **458** M020130 **459** M0366W20 **382** M080028 **222** M106820 **352** M140821 **108** M167820 **392**
L596610 **210** M016920 **458** M020131 **459** M0366W21 **382** M080038 **222** M106890 **352** M140910 **108** M167821 **392**
L596620 **210** M016921 **458** M020140 **459** M0366W26 **382** M080535 **68** M106920 **352** M140911 **108** M167826 **392**
L596650 **210** M016927 **458** M020141 **459** M038200 **222** M080545 **67** M106990 **352** M140920 **108** M167829 **392**
L596660 **210** M016930 **458** M020160 **459** M038205 **222** M081717 **67** M107020 **352** M140921 **108** M167890 **392**
L596710 **210** M016931 **458** M020161 **459** M038300 **222** M081737 **67** M107090 **352** M141010 **108** M167891 **392**
L596720 **210** M016937 **458** M020210 **442** M038305 **222** M082617 **67** M107120 **352** M141011 **108** M167896 **392**
L596750 **210** M016940 **458** M020220 **442** M038500 **222** M082637 **67** M107121 **352** M141020 **108** M167899 **392**
L596760 **210** M016941 **458** M020230 **442** M038505 **222** M082717 **67** M107190 **352** M141021 **108** M168200 **392**
L596810 **210** M016947 **458** M020240 **442** M038700 **222** M082737 **67** M107191 **352** M141110 **108** M168420 **392**
L596820 **210** M016960 **458** M021010 **444** M038705 **222** M082817 **66** M107220 **352** M141111 **108** M168421 **392**
L596850 **210** M016961 **458** M021011 **444** M047900 **222** M082837 **66** M107290 **352** M141120 **108** M168426 **392**
L596860 **210** M016967 **458** M021020 **444** M047905 **222** M082917 **68** M107320 **352** M141121 **108** M168429 **392**
L596910 **210** M017300 **222** M021021 **444** M0569N81 **54** M082937 **68** M107321 **352** M141210 **108** M168490 **392**
L596920 **210** M017400 **222** M021030 **444** M0569N83 **54** M083017 **66** M107390 **352** M141211 **108** M168491 **392**
L596950 **210** M017710 **452** M021031 **444** M0569W81 **54** M083037 **66** M107391 **352** M141220 **108** M168496 **392**
L596960 **210** M017711 **452** M021040 **444** M0569W83 **54** M083117 **68** M107520 **353** M141221 **108** M168499 **392**
L597610 **210** M017720 **452** M021041 **444** M057080 **56** M083137 **68** M107590 **353** M141310 **108** M168920 **392**
L597620 **210** M017721 **452** M021110 **444** M057381 **50** M083317 **68** M107620 **353** M141311 **108** M168921 **392**
L597710 **210** M017730 **452** M021111 **444** M057383 **50** M083337 **68** M107621 **353** M141320 **108** M168926 **392**
L597720 **210** M017731 **452** M021120 **444** M057481 **50** M083417 **68** M107627 **353** M141321 **108** M168990 **392**
L597810 **210** M017740 **452** M021121 **444** M057483 **50** M083437 **68** M107690 **353** M141410 **108** M168991 **392**
L597820 **210** M017741 **452** M021130 **444** M057500 **51** M083517 **68** M107691 **353** M141411 **108** M168996 **392**
L597910 **210** M017760 **452** M021131 **444** M057600 **51** M083537 **68** M107697 **353** M141420 **108** M181700 **303**
L597920 **210** M017761 **452** M021140 **444** M057781 **49** M083617 **68** M107720 **353** M141421 **108** M181820 **307**
L860410 **472** M018510 **449** M021141 **444** M057783 **49** M083637 **68** M107790 **353** M141510 **108** M181860 **307**
L860450 **472** M018511 **449** M021510 **445** M057810 **51** M083717 **68** M107820 **353** M141511 **108** M186700 **267**
L860510 **472** M018520 **449** M021511 **445** M059910 **56** M083737 **68** M107821 **353** M141520 **108** M186800 **246**
L860550 **472** M018521 **449** M021520 **445** M060120 **407** M083817 **66** M107827 **353** M141521 **108** M187300 **267**
L860610 **472** M018530 **449** M021521 **445** M060121 **407** M083837 **66** M107890 **353** M141610 **108** M188100 **248**
L860650 **472** M018531 **449** M021530 **445** M060190 **407** M083917 **66** M107891 **353** M141611 **108** M188200 **248**
L860710 **472** M018540 **449** M021531 **445** M060191 **407** M083937 **66** M107897 **353** M141620 **108** M188500 **248**
L860750 **472** M018541 **449** M021540 **445** M060220 **407** M090020 **402** M108020 **353** M141621 **108** M188600 **248**
L864000 **472** M018560 **449** M021541 **445** M060221 **407** M090090 **402** M108120 **353** M141710 **108** M188810 **245**
L864050 **472** M018561 **449** M024120 **395** M060290 **407** M090120 **402** M108190 **353** M141711 **108** M188820 **245**
L864100 **472** M018610 **449** M024190 **395** M060291 **407** M090190 **402** M108220 **353** M141720 **108** M188860 **245**
L864150 **472** M018611 **449** M024220 **395** M060955 **407** M090220 **403** M108290 **353** M141721 **108** M188890 **245**
M004325 **314** M018620 **449** M024290 **395** M060966 **407** M090290 **403** M108320 **353** M141810 **109** M189000 **245**
M004350 **314** M018621 **449** M024320 **395** M066981 **49** M090320 **403** M108420 **353** M141820 **109** M189100 **245**
M004355 **314** M018630 **449** M024327 **395** M0671N81 **50** M090390 **403** M108490 **353** M141910 **109** M189200 **245**
M004380 **314** M018631 **449** M024390 **395** M0671W81 **50** M090420 **403** M108520 **353** M141920 **109** M189300 **245**
M004380 **314** M018640 **449** M024397 **395** M0672N81 **54** M090490 **403** M108590 **353** M142211 **109** M194320 **307**
M004381 **314** M018641 **449** M028504 **128** M0672W81 **54** M090520 **403** M108620 **353** M142221 **109** M194360 **307**
M004810 **282** M018660 **449** M028604 **128** M0676N81 **54** M090590 **403** M108690 **353** M142311 **109** M194500 **307**
M004815 **282** M018661 **449** M028704 **128** M0676W81 **54** M090620 **403** M108720 **353** M142321 **109** M194620 **303**
M016010 **445** M018910 **448** M028804 **128** M0677N81 **50** M090690 **403** M108790 **353** M160400 **491** M194660 **303**
M016011 **445** M018920 **448** M028904 **128** M0677W81 **50** M090720 **403** M109500 **55** M160401 **491** M194700 **307**
M016017 **445** M018930 **448** M029004 **128** M073230 **282** M090790 **403** M109600 **55** M160402 **491** M194800 **307**
M016020 **445** M018940 **448** M029100 **128** M073240 **282** M090820 **403** M109700 **55** M160407 **491** M194900 **307**
M016021 **445** M018960 **448** M029200 **128** M074030 **403** M090890 **403** M109800 **55** M160421 **491** M196600 **244**
M016027 **445** M019110 **456** M029300 **128** M074130 **403** M090920 **403** M109900 **55** M160600 **491** M196710 **245**
M016030 **445** M019120 **456** M029400 **128** M074600 **179** M090990 **403** M112410 **387** M160602 **491** M196720 **245**
M016031 **445** M019130 **456** M029500 **128** M075000 **282** M091125 **402** M112420 **387** M163520 **488** M196760 **245**
M016037 **445** M019140 **456** M029600 **128** M075100 **282** M091195 **402** M112510 **387** M163810 **383** M196790 **245**
M016040 **445** M019160 **456** M031500 **345** M076100 **282** M091220 **402** M112520 **387** M163811 **383** M196810 **245**
M016041 **445** M019410 **457** M031600 **345** M076200 **179** M091290 **402** M112610 **387** M163816 **383** M196820 **245**
M016047 **445** M019411 **457** M032500 **345** M076300 **179** M091320 **402** M112620 **387** M163820 **383** M196860 **245**
M016710 **452** M019420 **457** M032600 **345** M076400 **179** M091390 **402** M112710 **387** M163821 **383** M196890 **245**
M016711 **452** M019421 **457** M033500 **488** M076500 **179** M091520 **402** M112720 **387** M163826 **383** M196900 **267**
M016711 **452** M019430 **457** M033501 **488** M076600 **179** M091590 **402** M113020 **467** M163910 **383** M197000 **267**
M016720 **452** M019431 **457** M033600 **488** M076800 **172** M091820 **403** M113120 **467** M163911 **383** M197300 **244**
M016721 **452** M019440 **457** M033601 **488** M076900 **172** M091890 **403** M113220 **467** M163916 **383** M197400 **246**
M016727 **452** M019441 **457** M033800 **488** M077000 **282** M094520 **402** M113300 **479** M163919 **383** M197500 **246**
M016730 **452** M019460 **457** M033801 **488** M077100 **282** M094590 **402** M113301 **479** M163920 **383** M197800 **248**
M016731 **452** M019461 **457** M036211 **382** M077200 **282** M094620 **402** M113400 **479** M163921 **383** M197900 **282**
M016737 **452** M019510 **457** M036216 **382** M077300 **282** M094690 **402** M113401 **479** M163926 **383** M198000 **282**
M016740 **452** M019511 **457** M036221 **382** M077401 **164** M094720 **402** M113610 **385** M163929 **383** M198100 **282**
M016741 **452** M019520 **457** M036226 **382** M077500 **166** M094790 **402** M113611 **385** M164110 **383** M198200 **282**
M016747 **452** M019521 **457** M036311 **382** M077600 **217** M094820 **402** M113620 **385** M164111 **383** M198300 **282**
M016760 **452** M019530 **457** M036316 **382** M077810 **109** M094890 **402** M113621 **385** M164116 **383** M198400 **282**

Codes index

M198500 **282** M198600 **282** M198700 **282** M198800 **282** M198900 **282** M199000 **282** M199300 **245** M199400 **245** M199510 **245** M199520 **245** M199560 **245** M199590 **245** M199600 **252** M199700 **252** M199800 **252** M199900 **252** M200001 **134** M200002 **134** M200003 **134** M200004 **134** M200101 **134** M200102 **134** M200103 **134** M200104 **134** M200201 **134** M200202 **134** M200203 **134** M200204 **134** M200301 **134** M200302 **134** M200303 **134** M200304 **134** M200401 **134** M200402 **134** M200403 **134** M200404 **134** M200501 **134** M200502 **134** M200503 **134** M200504 **134** M201501 **135** M201502 **135** M201503 **135** M201504 **135** M201601 **135** M201602 **135** M201603 **135** M201604 **135** M201701 **135** M201702 **135** M201703 **135** M201704 **135** M201801 **135** M201802 **135** M201803 **135** M201804 **135** M201901 **135** M201902 **135** M201903 **135** M201904 **135** M202001 **135** M202002 **135** M202003 **135** M202004 **135** M203700 **248** M203800 **246** M204000 **248** M204001 **248** M204100 **248** M204101 **248** M204200 **248** M204201 **248** M204300 **248** M204301 **248** M204800 **244** M204900 **244** M205010 **245** M205020 **245** M205060 **245** M205090 **245** M205110 **245** M205120 **245** M205160 **245** M205190 **245** M206310 **245** M206320 **245** M206360 **245** M206390 **245** M211600 **314**

M211700 **314** M217300 **246** M217400 **246** M217560 **255** M217660 **254** M217760 **254** M217800 **254** M219601 **255** M2198N01 **255** M2198W01 **255** M220000 **290** M220100 **290** M220200 **290** M221000 **290** M221100 **290** M221300 **291** M221400 **291** M221500 **291** M221600 **291** M221700 **291** M221800 **291** M221900 **282** M222000 **291** M222100 **291** M230000 **303** M230100 **303** M230200 **303** M230300 **303** M230400 **303** M230500 **303** M230600 **303** M230700 **303** M230900 **303** M231000 **303** M231220 **307** M231260 **307** M231320 **307** M231360 **307** M231420 **307** M231460 **307** M231520 **307** M231560 **307** M231620 **307** M231660 **307** M231720 **307** M231760 **307** M231820 **307** M231860 **307** M231920 **307** M231960 **307** M232020 **307** M232060 **307** M232120 **307** M232160 **307** M232220 **307** M232260 **307** M232320 **307** M232360 **307** M232400 **303** M232600 **307** M232710 **314** M232800 **310** M232801 **310** M232900 **310** M232901 **310** M233001 **310** M233100 **310** M233200 **310** M233301 **310** M233401 **312** M233501 **312** M233600 **310** M234400 **312** M234500 **311** M234600 **311** M234700 **311** M234800 **311** M234900 **311** M235000 **312** M235100 **311** M235200 **311** M235300 **311** M235400 **311** M235500 **311** M237800 **310** M237801 **310** M237900 **310** M237901 **310** M239200 **199**

M239300 **205** M239400 **205** M239500 **205** M239600 **199** M239700 **199** M239820 **198** M239920 **204** M240100 **477** M240101 **477** M240211 **458** M240221 **458** M240231 **458** M240241 **458** M240261 **458** M240311 **458** M240321 **458** M240331 **458** M240341 **458** M240361 **458** M240500 **198** M240600 **198** M240700 **204** M240800 **204** M241000 **204** M241001 **204** M241100 **204** M241101 **204** M241200 **204** M241201 **204** M241300 **204** M241301 **204** M241400 **204** M241401 **204** M241500 **204** M241501 **204** M241600 **204** M241601 **204** M241700 **204** M241701 **204** M242000 **198** M242001 **198** M242100 **198** M242101 **198** M242200 **198** M242300 **198** M242400 **198** M242401 **198** M242500 **198** M242501 **198** M242600 **198** M242601 **198** M242700 **198** M242701 **198** M243220 **205** M243221 **205** M243260 **205** M243261 **205** M243320 **205** M243321 **205** M243360 **205** M243361 **205** M243420 **205** M243421 **205** M243460 **205** M243520 **205** M243521 **205** M243560 **205** M243561 **205** M244020 **199** M244021 **199** M244060 **199** M244061 **199** M244120 **199** M244121 **199** M244160 **199** M244161 **199** M244220 **199** M244221 **199** M244260 **199** M244261 **199** M244320 **199** M244321 **199** M244360 **199** M244361 **199** M245010 **179** M245020 **179** M245060 **179** M245110 **179** M245120 **179**

M245160 **179** M245210 **179** M245220 **179** M245260 **179** M245310 **179** M245320 **179** M245360 **179** M245410 **179** M245420 **179** M245460 **179** M245510 **179** M245520 **179** M245560 **179** M245610 **179** M245620 **179** M245660 **179** M245710 **179** M245720 **179** M245760 **179** M245810 **179** M245820 **179** M245860 **179** M245910 **179** M245920 **179** M245960 **179** M246010 **179** M246020 **179** M246060 **179** M246110 **179** M246120 **179** M246160 **179** M246210 **179** M246220 **179** M246260 **179** M246310 **179** M246320 **179** M246360 **179** M246410 **178** M246420 **178** M246510 **178** M246520 **178** M246610 **178** M246620 **178** M246710 **178** M246720 **178** M246810 **178** M246820 **178** M246860 **178** M246910 **178** M246920 **178** M246960 **178** M247010 **178** M247020 **178** M247060 **178** M247110 **178** M247120 **178** M247160 **178** M247210 **178** M247220 **178** M247260 **178** M247310 **178** M247320 **178** M247360 **178** M247410 **178** M247420 **178** M247460 **178** M248011 **452** M248021 **452** M248031 **452** M248041 **452** M248061 **452** M248111 **452** M248121 **452** M248131 **452** M248141 **452** M248161 **452** M248211 **452** M248221 **452** M248231 **452** M248241 **452** M248261 **452** M248311 **452** M248321 **452** M248331 **452** M248341 **452** M248361 **452** M248411 **449** M248421 **449** M248431 **449**

M248441 **449** M248461 **449** M248511 **449** M248521 **449** M248531 **449** M248541 **449** M248561 **449** M248611 **449** M248621 **449** M248631 **449** M248641 **449** M248661 **449** M248711 **449** M248721 **449** M248731 **449** M248741 **449** M248761 **449** M248811 **459** M248821 **459** M248831 **459** M248841 **459** M248861 **459** M248911 **459** M248921 **459** M248931 **459** M248941 **459** M248961 **459** M249211 **458** M249221 **458** M249231 **458** M249241 **458** M249261 **458** M249311 **458** M249321 **458** M249331 **458** M249341 **458** M249361 **458** M249411 **457** M249621 **457** M249631 **457** M249641 **457** M249661 **457** M249711 **457** M249721 **457** M249731 **457** M249741 **457** M249761 **457** M249811 **457** M249821 **457** M249831 **457** M249841 **457** M249861 **457** M249911 **457** M249921 **457** M249931 **457** M249941 **457** M249961 **457** M250011 **445** M250021 **445** M250031 **445** M250041 **445** M250111 **445** M250121 **445** M250131 **445** M250141 **445** M250211 **445** M250221 **445** M250231 **445** M250241 **445** M250311 **445** M250321 **445** M250331 **445** M250341 **445** M250411 **444** M250421 **444** M250431 **444** M250441 **444** M250511 **444** M250521 **444** M250531 **444** M250541 **444** M250611 **444** M250621 **444** M250631 **444** M250641 **444** M250711 **444** M250721 **444** M250731 **444** M250741 **444**

M250811 **459** M250821 **459** M250831 **459** M250841 **459** M250861 **459** M250911 **459** M250921 **459** M250931 **459** M250941 **459** M250961 **459** M251020 **166** M251025 **166** M251220 **166** M251225 **166** M251420 **166** M251425 **166** M251610 **166** M251615 **166** M251620 **166** M251625 **166** M251660 **166** M251665 **166** M251810 **166** M251815 **166** M251820 **166** M251825 **166** M251860 **166** M251865 **166** M252010 **166** M252015 **166** M252020 **166** M252025 **166** M252060 **166** M252065 **166** M252200 **166** M252205 **166** M252400 **166** M252405 **166** M252600 **166** M252605 **166** M252800 **166** M252805 **166** M253000 **166** M253005 **166** M253200 **166** M253205 **166** M253420 **167** M253425 **167** M253620 **167** M253625 **167** M253820 **167** M253825 **167** M254010 **167** M254015 **167** M254020 **167** M254025 **167** M254060 **167** M254065 **167** M254210 **167** M254215 **167** M254220 **167** M254225 **167** M254260 **167** M254265 **167** M254410 **167** M254415 **167** M254420 **167** M254425 **167** M254460 **167** M254465 **167** M254600 **167** M254605 **167** M254800 **167** M254805 **167** M255000 **167** M255005 **167** M255200 **167** M255205 **167** M255400 **167** M255405 **167** M255600 **167** M255605 **167** M255820 **170** M255825 **170** M255860 **170** M255865 **170** M256020 **170** M256025 **170** M256060 **170**

M256065 **170** M256220 **170** M256225 **170** M256260 **170** M256265 **170** M256420 **170** M256425 **170** M256460 **170** M256465 **170** M256620 **170** M256625 **170** M256660 **170** M256665 **170** M257000 **171** M257005 **171** M257200 **171** M257205 **171** M257400 **171** M257405 **171** M257600 **171** M257605 **171** M257800 **171** M257805 **171** M258220 **170** M258225 **170** M258260 **170** M258265 **170** M258420 **170** M258425 **170** M258460 **170** M258465 **170** M258620 **170** M258625 **170** M258660 **170** M258665 **170** M258820 **170** M258825 **170** M258860 **170** M258865 **170** M259020 **170** M259025 **170** M259060 **170** M259065 **170** M259400 **171** M259405 **171** M259600 **171** M259605 **171** M259800 **171** M259805 **171** M260000 **171** M260005 **171** M260200 **171** M260205 **171** M260620 **172** M260625 **172** M260660 **172** M260665 **172** M260820 **172** M260825 **172** M260860 **172** M260865 **172** M261020 **172** M261025 **172** M261060 **172** M261065 **172** M261220 **172** M261225 **172** M261260 **172** M261265 **172** M261620 **172** M261625 **172** M261660 **172** M261665 **172** M261800 **173** M261805 **173** M262000 **173** M262005 **173** M262200 **173** M262205 **173** M262400 **173** M262405 **173** M262600 **173** M262605 **173** M263020 **172** M263025 **172** M263060 **172** M263065 **172** M263220 **172** M263225 **172**

M263260 **172** M263265 **172** M263420 **172** M263425 **172** M263460 **172** M263465 **172** M263625 **172** M263665 **172** M263720 **172** M263760 **172** M264020 **172** M264025 **172** M264060 **172** M264065 **172** M264200 **173** M264205 **173** M264400 **173** M264405 **173** M264600 **173** M264605 **173** M264800 **173** M264805 **173** M265000 **173** M265005 **173** M273400 **171** M273500 **171** M273610 **167** M273615 **167** M273620 **167** M273625 **167** M273810 **167** M273815 **167** M273820 **167** M273825 **167** M274010 **167** M274015 **167** M274020 **167** M274025 **167** M274200 **167** M274205 **167** M274400 **167** M274405 **167** M274600 **167** M274605 **167** M274800 **173** M274900 **173** M275615 **104** M275625 **104** M275715 **104** M275725 **104** M276015 **104** M276025 **104** M276115 **104** M276125 **104** M276215 **105** M276225 **105** M276315 **105** M276325 **105** M276415 **105** M276425 **105** M276515 **105** M276525 **105** M278610 **166** M278615 **166** M278620 **166** M278625 **166** M278810 **166** M278815 **166** M278820 **166** M278825 **166** M279010 **166** M279015 **166** M279020 **166** M279025 **166** M279200 **166** M279205 **166** M279400 **166** M279405 **166** M279600 **166** M279605 **166** M280900 **103** M281000 **103** M281735 **56** M281735 **104** M281745 **56** M281745 **104** M281755 **56** M281755 **104** M282007 **56**

Codes index

M282007 **104**
M282100 **56**
M282100 **104**
M282235 **105**
M282710 **102**
M282720 **102**
M282730 **102**
M282750 **102**
M282810 **102**
M282820 **102**
M282830 **102**
M282850 **102**
M282910 **102**
M282920 **102**
M282930 **102**
M282950 **102**
M283110 **102**
M283120 **102**
M283130 **102**
M283150 **102**
M283210 **102**
M283220 **102**
M283230 **102**
M283250 **102**
M283310 **102**
M283320 **102**
M283330 **102**
M283350 **102**
M284110 **103**
M284120 **103**
M284210 **103**
M284220 **103**
M284310 **103**
M284320 **103**
M284410 **103**
M284420 **103**
M284510 **103**
M284520 **103**
M284610 **103**
M284620 **103**
M284710 **103**
M284720 **103**
M285007 **104**
M285107 **104**
M285207 **56**
M285207 **104**
M285307 **105**
M2864W21 **213**
M2865W21 **213**
M2866W21 **213**
M2867W21 **213**
M2868W21 **213**
M2869W21 **213**
M2870W21 **213**
M2871W21 **213**
M2872W21 **213**
M2873W01 **213**
M2874W01 **213**
M2875W01 **213**
M2876W01 **213**
M2877W01 **213**
M2878W01 **213**
M2879W01 **213**
M2880W01 **213**
M2881W01 **213**
M2882N00 **246**
M2882N01 **246**
M2882W00 **246**
M2882W01 **246**
M2883N00 **246**
M2883N01 **246**
M2883W00 **246**
M2883W01 **246**
M2884N00 **246**
M2884N01 **246**
M2884W00 **246**
M2884W01 **246**
M2885N00 **246**
M2885N01 **246**
M2885W00 **246**
M2885W01 **246**
M289800 **311**
M289900 **311**
M290600 **310**
M290700 **310**
M290800 **312**
M290900 **312**
M2910N20 **250**
M2910N21 **250**
M2910W20 **250**
M2910W21 **250**
M2911N20 **250**
M2911N21 **250**
M2911W20 **250**
M2911W21 **250**
M2912N20 **250**
M2912N21 **250**
M2912W20 **250**
M2912W21 **250**
M2913N20 **250**
M2913N21 **250**
M2913W20 **250**
M2913W21 **250**
M2914N20 **250**
M2914N21 **250**
M2914W20 **250**
M2914W21 **250**
M2915N20 **250**
M2915N21 **250**
M2915W20 **250**
M2915W21 **250**
M2931N01 **290**
M2931W01 **290**
M2932N01 **290**
M2932W01 **290**
M2933N01 **290**
M2933W01 **290**
M293410 **244**
M293420 **244**
M293490 **244**
M293510 **244**
M293520 **244**
M293590 **244**
M293610 **244**
M293620 **244**
M293690 **244**
M293710 **244**
M293720 **244**
M293790 **244**
M293810 **244**
M293820 **244**
M293890 **244**
M293910 **244**
M293920 **244**
M293990 **244**
M294010 **244**
M294020 **244**
M294090 **244**
M294110 **256**
M294111 **256**
M294120 **256**
M294121 **256**
M294210 **256**
M294211 **256**
M294220 **256**
M294221 **256**
M2943N10 **256**
M2943N11 **256**
M2943N20 **256**
M2943N21 **256**
M2943W10 **256**
M2943W11 **256**
M2943W20 **256**
M2943W21 **256**
M2944N10 **256**
M2944N11 **256**
M2944N20 **256**
M2944N21 **256**
M2944W10 **256**
M2944W11 **256**
M2944W20 **256**
M2944W21 **256**
M2945N00 **254**
M2945N01 **254**
M2945W00 **254**
M2945W01 **254**
M3000N61 **327**
M3000N62 **327**
M3000W61 **327**
M3000W62 **327**
M3001N61 **324**
M3001W61 **324**
M3002N61 **327**
M3002N62 **327**
M3002W61 **327**
M3002W62 **327**
M3003N61 **324**
M3003W61 **324**
M3004N61 **324**
M3004W61 **324**
M300591 **325**
M300691 **325**
M300791 **325**
M300891 **325**
M300900 **325**
M301000 **325**
M301010 **325**
M301020 **325**
M301030 **325**
M301040 **325**
M301050 **325**
M301100 **325**
M301110 **325**
M301120 **325**
M301130 **325**
M301140 **325**
M301150 **325**
M301200 **325**
M301210 **325**
M301220 **325**
M301230 **325**
M301240 **325**
M301250 **325**
M301300 **325**
M301310 **325**
M301320 **325**
M301330 **325**
M301340 **325**
M301350 **325**
M301400 **325**
M301410 **325**
M301420 **325**
M301430 **325**
M301440 **325**
M301450 **325**
M301500 **327**
M301600 **327**
M301610 **327**
M301620 **327**
M301630 **327**
M301640 **327**
M301650 **327**
M3050N21 **332**
M3050N22 **332**
M3050N61 **332**
M3050N62 **332**
M3050W21 **332**
M3050W22 **332**
M3050W61 **332**
M3050W62 **332**
M3051N21 **332**
M3051N61 **332**
M3051W21 **332**
M3051W61 **332**
M305220 **332**
M305260 **332**
M305320 **332**
M305360 **332**
M305420 **332**
M305460 **332**
M305521 **332**
M305621 **332**
M305721 **332**
M305821 **332**
M305921 **332**
M3072W00 **357**
M3072W20 **357**
M3075W00 **357**
M3075W20 **357**
M3082W00 **357**
M3082W20 **357**
M3085W00 **357**
M3085W20 **357**
M3100N21 **368**
M3100N51 **368**
M3100N91 **368**
M3100W21 **368**
M3100W51 **368**
M3100W91 **368**
M3101N21 **368**
M3101N51 **368**
M3101N91 **368**
M3101W21 **368**
M3101W51 **368**
M3101W91 **368**
M3102N21 **369**
M3102N51 **369**
M3102N91 **369**
M3102W21 **369**
M3102W51 **369**
M3102W91 **369**
M3103N21 **369**
M3103N51 **369**
M3103N91 **369**
M3103W21 **369**
M3103W51 **369**
M3103W91 **369**
M310820 **368**
M310850 **368**
M310890 **368**
M310920 **369**
M310950 **369**
M310990 **369**
M3160FLW10 **540**
M3160FLW20 **540**
M3160WFLW10 **540**
M3160WFLW20 **540**
M3200W21 **340**
M3200W31 **340**
M3200W41 **340**
M3200W61 **340**
M3201W21 **340**
M3201W31 **340**
M3201W41 **340**
M3201W61 **340**
M3202W21 **340**
M3202W31 **340**
M3202W41 **340**
M3202W61 **340**
M3203W21 **340**
M3203W31 **340**
M3203W41 **340**
M3203W61 **340**
M3204W21 **340**
M3204W31 **340**
M3204W41 **340**
M3204W61 **340**
M323320 **172**
M323325 **172**
M323360 **172**
M323365 **172**
M323420 **172**
M323425 **172**
M323460 **172**
M323465 **172**
M323520 **172**
M323525 **172**
M323560 **172**
M323565 **172**
M323620 **172**
M323625 **172**
M323660 **172**
M323665 **172**
M323820 **172**
M323825 **172**
M323860 **172**
M323865 **172**
M323900 **173**
M323905 **173**
M324000 **173**
M324005 **173**
M324100 **173**
M324105 **173**
M324200 **173**
M324205 **173**
M324300 **173**
M324305 **173**
M324520 **172**
M324525 **172**
M324560 **172**
M324565 **172**
M324620 **172**
M324625 **172**
M324660 **172**
M324665 **172**
M324720 **172**
M324725 **172**
M324760 **172**
M324765 **172**
M324820 **172**
M324825 **172**
M324860 **172**
M324865 **172**
M325020 **172**
M325025 **172**
M325060 **172**
M325065 **172**
M325100 **173**
M325105 **173**
M325200 **173**
M325205 **173**
M325300 **173**
M325305 **173**
M325400 **173**
M325405 **173**
M325500 **173**
M325505 **173**
M325720 **166**
M325725 **166**
M325820 **166**
M325825 **166**
M325920 **166**
M325925 **166**
M326010 **166**
M326015 **166**
M326020 **166**
M326025 **166**
M326060 **166**
M326065 **166**
M326110 **166**
M326115 **166**
M326120 **166**
M326125 **166**
M326160 **166**
M326165 **166**
M326210 **166**
M326215 **166**
M326220 **166**
M326225 **166**
M326260 **166**
M326265 **166**
M326300 **166**
M326305 **166**
M326400 **166**
M326405 **166**
M326500 **166**
M326505 **166**
M326600 **166**
M326605 **166**
M326700 **166**
M326705 **166**
M326800 **166**
M326805 **166**
M326920 **167**
M327025 **167**
M327120 **167**
M327125 **167**
M327210 **167**
M327215 **167**
M327220 **167**
M327225 **167**
M327260 **167**
M327265 **167**
M327310 **167**
M327315 **167**
M327320 **167**
M327325 **167**
M327360 **167**
M327365 **167**
M327410 **167**
M327415 **167**
M327420 **167**
M327425 **167**
M327460 **167**
M327465 **167**
M327500 **167**
M327505 **167**
M327600 **167**
M327605 **167**
M327700 **167**
M327705 **167**
M327800 **167**
M327805 **167**
M327900 **167**
M327905 **167**
M328000 **167**
M328005 **167**
M328120 **170**
M328125 **170**
M328160 **170**
M328165 **170**
M328220 **170**
M328225 **170**
M328260 **170**
M328265 **170**
M328320 **170**
M328325 **170**
M328360 **170**
M328365 **170**
M328420 **170**
M328425 **170**
M328460 **170**
M328465 **170**
M328520 **170**
M328525 **170**
M328560 **170**
M328565 **170**
M328700 **171**
M328705 **171**
M328800 **171**
M328805 **171**
M328900 **171**
M328905 **171**
M329000 **171**
M329005 **171**
M329100 **171**
M329105 **171**
M329320 **170**
M329325 **170**
M329360 **170**
M329365 **170**
M329420 **170**
M329425 **170**
M329460 **170**
M329465 **170**
M329520 **170**
M329525 **170**
M329560 **170**
M329565 **170**
M329620 **170**
M329625 **170**
M329660 **170**
M329665 **170**
M329720 **170**
M329725 **170**
M329760 **170**
M329765 **170**
M329900 **171**
M329905 **171**
M330000 **171**
M330005 **171**
M330100 **171**
M330105 **171**
M330200 **171**
M330205 **171**
M330300 **171**
M330305 **171**
M330510 **167**
M330515 **167**
M330520 **167**
M330525 **167**
M330610 **167**
M330615 **167**
M330620 **167**
M330625 **167**
M330710 **167**
M330715 **167**
M330720 **167**
M330725 **167**
M330800 **167**
M330805 **167**
M330900 **167**
M330905 **167**
M331000 **167**
M331005 **167**
M331110 **166**
M331115 **166**
M331120 **166**
M331125 **166**
M331210 **166**
M331215 **166**
M331220 **166**
M331225 **166**
M331310 **166**
M331315 **166**
M331320 **166**
M331325 **166**
M331400 **166**
M331405 **166**
M331500 **166**
M331505 **166**
M331600 **166**
M331605 **166**
NL104210 **216**
NL10941 **227**
NL11022 **550**
NL11027 **540**
NL11102 **736**
NL11103 **736**
NL11104 **736**
NL11106 **736**
NL11107 **736**
NL11108 **736**
NL12150 **739**
NL17032VTK0 **519**
NL17032VTK1 **519**
NL170330 **519**
NL17034VTK0 **519**
NL17034VTK1 **519**
NL17036 **519**
NL17037 **519**
NL1708410K002 **227**
NL1708410K003 **227**
NL1708410K006 **227**
NL1708425K002 **227**
NL1708425K003 **227**
NL1708425K006 **227**
NL1708510K002 **227**
NL1708510K003 **227**
NL1708510K006 **227**
NL1708525K002 **227**
NL1708525K003 **227**
NL1708525K006 **227**
NL1708610K002 **227**
NL1708610K003 **227**
NL1708610K006 **227**
NL1708625K002 **227**
NL1708625K003 **227**
NL1708625K006 **227**
NL17092K0 **229**
NL17092W0 **229**
NL1732010K0 **513**
NL1732025K0 **513**
NL17320ELK0 **513**
NL1732110K0 **513**
NL1732125K0 **513**
NL17321ELK0 **513**
NL1732210K0 **513**
NL1732225K0 **513**
NL17322ELK0 **513**
NL1732310K0 **513**
NL1732325K0 **513**
NL17323ELK0 **513**
NL1733010K0 **513**
NL1733025K0 **513**
NL17330ELK0 **513**
NL1733110K0 **513**
NL1733125K0 **513**
NL17331ELK0 **513**
NL1733210K0 **513**
NL1733225K0 **513**
NL17332ELK0 **513**
NL1733310K0 **513**
NL1733325K0 **513**
NL17333ELK0 **513**
NL18274 **515**
NL19019 **550**
NL19021 **508**
NL19023 **508**
NL19024 **227**
NL19027 **588**
NL19028 **523**
NL19029 **523**
NL19030 **500**
NL19031 **500**
NL19032 **591**
NL19035 **227**
NL19036 **165**
NL19041 **164**
NL19046 **227**
NL19047 **554**
NL19050 **739**
NL19052 **508**
NL1906340K002 **216**
NL1906340K004 **216**
NL1906340K006 **216**
NL1906340Y002 **216**
NL1906340Y004 **216**
NL1906340Y006 **216**
NL1906360K002 **216**
NL1906360K004 **216**
NL1906360K006 **216**
NL1906360Y002 **216**
NL1906360Y004 **216**
NL1906360Y006 **216**
NL1906380K002 **216**
NL1906380K004 **216**
NL1906380K006 **216**
NL1906380Y002 **216**
NL1906380Y004 **216**
NL1906380Y006 **216**
NL1906440K002 **216**
NL1906440K004 **216**
NL1906440K006 **216**
NL1906440Y002 **216**
NL1906440Y004 **216**
NL1906440Y006 **216**
NL1906460K002 **216**
NL1906460K004 **216**
NL1906460K006 **216**
NL1906460Y002 **216**
NL1906460Y004 **216**
NL1906460Y006 **216**
NL1906480K002 **216**
NL1906480K004 **216**
NL1906480K006 **216**
NL1906480Y002 **216**
NL1906480Y004 **216**
NL1906480Y006 **216**
NL1907140K002 **216**
NL1907140K004 **216**
NL1907140K006 **216**
NL1907140Y002 **216**
NL1907140Y004 **216**
NL1907140Y006 **216**
NL1907160K002 **216**
NL1907160K004 **216**
NL1907160K006 **216**
NL1907160Y002 **216**
NL1907160Y004 **216**
NL1907160Y006 **216**
NL1907180K002 **216**
NL1907180K004 **216**
NL1907180K006 **216**
NL1907180Y002 **216**
NL1907180Y004 **216**
NL1907180Y006 **216**
NL1907240K002 **217**
NL1907240K004 **217**
NL1907240K006 **217**
NL1907240Y002 **217**
NL1907240Y004 **217**
NL1907240Y006 **217**
NL1907260K002 **217**
NL1907260K004 **217**
NL1907260K006 **217**
NL1907260Y002 **217**
NL1907260Y004 **217**
NL1907260Y006 **217**
NL1907280K002 **217**
NL1907280K004 **217**
NL1907280K006 **217**
NL1907280Y002 **217**
NL1907280Y004 **217**
NL1907280Y006 **217**
NL1907340K002 **217**
NL1907340K004 **217**
NL1907340K006 **217**
NL1907340Y002 **217**
NL1907340Y004 **217**
NL1907340Y006 **217**
NL1907360K002 **217**
NL1907360K004 **217**
NL1907360K006 **217**
NL1907360Y002 **217**
NL1907360Y004 **217**
NL1907360Y006 **217**
NL1907380K002 **217**
NL1907380K004 **217**
NL1907380K006 **217**
NL1907380Y002 **217**
NL1907380Y004 **217**
NL1907380Y006 **217**
NL1907440K002 **217**
NL1907440K004 **217**
NL1907440K006 **217**
NL1907440Y002 **217**
NL1907440Y004 **217**
NL1907440Y006 **217**
NL1907460K002 **217**

Codes index

NL1907460K004 **217**
NL1907460K006 **217**
NL1907460Y002 **217**
NL1907460Y004 **217**
NL1907460Y006 **217**
NL1907480K002 **217**
NL1907480K004 **217**
NL1907480K006 **217**
NL1907480Y002 **217**
NL1907480Y004 **217**
NL1907480Y006 **217**
NL19083 **738**
NL19084 **519**
NL19090 **739**
NL19096 **739**
NL19097 **739**
NL3000010K002 **537**
NL3000010K005 **537**
NL3000039K002 **537**
NL3000039K005 **537**
NL30000ELK002 **537**
NL30000ELK005 **537**
NL3000110K002 **537**
NL3000110K005 **537**
NL3000139K002 **537**
NL3000139K005 **537**
NL30001ELK002 **537**
NL30001ELK005 **537**
NL31018VTK002 **591**
NL31018VTK004 **591**
NL31018VTK006 **591**
NL31019VTK002 **591**
NL31019VTK004 **591**
NL31019VTK006 **591**
NL31020H0 **591**
NL40021H0 **566**
NL40022H0 **568**
NL40023H0 **570**
NL40024H0 **571**
NL40025H0 **570**
NL40026H0 **571**
NL40027H0 **574**
NL40028H0 **575**
NL40029H0 **574**
NL40030H0 **575**
NL4203010K002 **164**
NL4203010K004 **164**
NL4203010K006 **164**
NL4203010Y002 **164**
NL4203010Y004 **164**
NL4203010Y006 **164**
NL4203025K002 **164**
NL4203025K004 **164**
NL4203025K006 **164**
NL4203025Y002 **164**
NL4203025Y004 **164**
NL4203025Y006 **164**
NL4203110K002 **164**
NL4203110K004 **164**
NL4203110K006 **164**
NL4203110Y002 **164**
NL4203110Y004 **164**
NL4203110Y006 **164**
NL4203125K002 **164**
NL4203125K004 **164**
NL4203125K006 **164**
NL4203125Y002 **164**
NL4203125Y004 **164**
NL4203125Y006 **164**
NL4203218K002 **165**
NL4203218K004 **165**
NL4203218K006 **165**
NL4203218Y002 **165**
NL4203218Y004 **165**
NL4203218Y006 **165**
NL4203234K002 **165**
NL4203234K004 **165**
NL4203234K006 **165**
NL4203234Y002 **165**
NL4203234Y004 **165**
NL4203234Y006 **165**
NL4203318K002 **165**
NL4203318K004 **165**
NL4203318K006 **165**
NL4203318Y002 **165**
NL4203318Y004 **165**
NL4203318Y006 **165**
NL4203334K002 **165**
NL4203334K004 **165**
NL4203334K006 **165**
NL4203334Y002 **165**
NL4203334Y004 **165**
NL4203334Y006 **165**
NL4203418K002 **165**
NL4203418K004 **165**
NL4203418K006 **165**
NL4203418Y002 **165**
NL4203418Y004 **165**
NL4203418Y006 **165**
NL4203434K002 **165**
NL4203434K004 **165**
NL4203434K006 **165**
NL4203434Y002 **165**
NL4203434Y004 **165**
NL4203434Y006 **165**
NL4203518K002 **165**
NL4203518K004 **165**
NL4203518K006 **165**
NL4203518Y002 **165**
NL4203518Y004 **165**
NL4203518Y006 **165**
NL4203534K002 **165**
NL4203534K004 **165**
NL4203534K006 **165**
NL4203534Y002 **165**
NL4203534Y004 **165**
NL4203534Y006 **165**
NL42036VSK0 **588**
NL42037VSK0 **588**
NL42038 **589**
NL42039 **589**
NL42040H0 **588**
NL4204118K002 **165**
NL4204118K004 **165**
NL4204118K006 **165**
NL4204118Y002 **165**
NL4204118Y004 **165**
NL4204118Y006 **165**
NL4204134K002 **165**
NL4204134K004 **165**
NL4204134K006 **165**
NL4204134Y002 **165**
NL4204134Y004 **165**
NL4204134Y006 **165**
NL4204218K002 **165**
NL4204218K004 **165**
NL4204218K006 **165**
NL4204218Y002 **165**
NL4204218Y004 **165**
NL4204218Y006 **165**
NL4204234K002 **165**
NL4204234K004 **165**
NL4204234K006 **165**
NL4204234Y002 **165**
NL4204234Y004 **165**
NL4204234Y006 **165**
NL5003110C002 **500**
NL5003130C002 **500**
NL5003140C002 **500**
NL50031ELC002 **500**
NL50035 **500**
NL6203 **588**
NL62040 **500**
NL62880 **500**
NL62880 **504**
NL702910K0 **523**
NL702925K0 **523**
NL7029ELK0 **523**
NL716610K0 **504**
NL716625K0 **504**
NL716640K0 **504**
NL716710K0 **504**
NL716725K0 **504**
NL716740K0 **504**
NL7398VSK0 **508**
NL7419VSK0 **508**
NL75190 **739**
NL756510C0 **504**
NL756525C0 **504**
NL756540C0 **504**
NL756610C0 **504**
NL756625C0 **504**
NL756640C0 **504**
NL75810 **508**
NL76480 **508**
NL76490 **508**
NL76700 **508**
NL76710 **513**
NL76720 **508**
NL76730 **513**
NL76740 **513**
NL76750 **508**
NL77270 **500**
NL7833 **500**
NL80220 **739**
NL81260 **500**
NL82030 **739**
NL84100 **500**
NL88070 **519**
NL89080 **500**
NL89080 **504**
NL97150 **523**
T076000 **682**
T076100 **682**
T076300 **682**
T076500 **682**
T077310 **682**
T077320 **682**
T078000 **683**
T078100 **683**
T078500 **683**
T080400 **725**
T080600 **725**
T081000 **646**
T081010 **646**
T081020 **646**
T081100 **646**
T081110 **646**
T081120 **646**
T081200 **647**
T081210 **647**
T081220 **647**
T081300 **646**
T081310 **646**
T081320 **646**
T081400 **647**
T081410 **647**
T081420 **647**
T081500 **647**
T081510 **647**
T081520 **647**
T081600 **647**
T081900 **665**
T081910 **665**
T081920 **665**
T082000 **651**
T082010 **651**
T082020 **651**
T082100 **651**
T082110 **651**
T082120 **651**
T082200 **651**
T082210 **651**
T082220 **651**
T082300 **651**
T082310 **651**
T082320 **651**
T082400 **651**
T082410 **651**
T082420 **651**
T082600 **719**
T082620 **719**
T082700 **628**
T082710 **628**
T082720 **628**
T082800 **628**
T082810 **628**
T082820 **628**
T083000 **669**
T083020 **669**
T083100 **669**
T083120 **669**
T083400 **640**
T083500 **640**
T083510 **640**
T083520 **640**
T083600 **640**
T083610 **640**
T083620 **640**
T083700 **640**
T083710 **640**
T083720 **640**
T083800 **640**
T083810 **640**
T083820 **640**
T083900 **640**
T083910 **640**
T083920 **640**
T084800 **693**
T084810 **693**
T085000 **659**
T085100 **659**
T085200 **717**
T085220 **717**
T085400 **717**
T085410 **717**
T085420 **717**
T085430 **717**
T085500 **717**
T085520 **717**
T085600 **717**
T085620 **717**
T085710 **714**
T085730 **714**
T085810 **714**
T085830 **714**
T085900 **714**
T085910 **714**
T085920 **714**
T085930 **714**
T086000 **632**
T086020 **632**
T086200 **632**
T086300 **632**
T086400 **632**
T086500 **632**
T087300 **674**
T087400 **674**
T087500 **674**
T087700 **675**
T087800 **675**
T277620 **618**
T277630 **618**
T277690 **618**
T277720 **618**
T277730 **618**
T277790 **618**
T2778120 **618**
T2778130 **618**
T2778190 **618**
T2778520 **618**
T2778530 **618**
T2778590 **618**
T2779120 **618**
T2779130 **618**
T2779190 **618**
T2779520 **618**
T2779530 **618**
T2779590 **618**
T40000ELPTW00 **566**
T40000SPW00 **566**
T40000WFLW00 **566**
T40001ELPTW00 **566**
T40001SPW00 **566**
T40001WFLW00 **566**
T40002SPW00 **567**
T40002WFLW00 **567**
T40002WFLW00 **567**
T40003ELPTW00 **567**
T40003SPW00 **567**
T40003WFLW00 **567**
T40004ELPTW00 **568**
T40004FLW00 **568**
T40004SPW00 **568**
T40005ELPTW00 **568**
T40005FLW00 **568**
T40005SPW00 **568**
T40006ELPTW00 **569**
T40006FLW00 **569**
T40006SPW00 **569**
T40007ELPTW00 **569**
T40007FLW00 **569**
T40007SPW00 **569**
T40010ELPTW00 **570**
T40010NSPW00 **570**
T40010WFLW00 **570**
T40011ELPTW00 **570**
T40011NSPW00 **570**
T40011WFLW00 **570**
T40014ELPTW00 **571**
T40014NSPW00 **571**
T40014WFLW00 **571**
T40015ELPTW00 **571**
T40015NSPW00 **571**
T40015WFLW00 **571**
T40017ELPTW00 **574**
T40017NSPW00 **574**
T40017WFLW00 **574**
T40018ELPTW00 **574**
T40018NSPW00 **574**
T40018WFLW00 **574**
T40019ELPTW00 **575**
T40019NSPW00 **575**
T40019WFLW00 **575**
T4001ELPTW00 **566**
T4001SPW00 **566**
T4001WFLW00 **566**
T40020ELPTW00 **575**
T40020NSPW00 **575**
T40020WFLW00 **575**
T4002ELPTW00 **567**
T4002SPW00 **567**
T4002WFLW00 **567**
T4003ELPTW00 **569**
T4003FLW00 **569**
T4003SPW00 **569**
T4004ELPTW00 **568**
T4004FLW00 **568**
T4004SPW00 **568**
T4006ELPTW00 **570**
T4006NSPW00 **570**
T4006WFLW00 **570**
T4009ELPTW00 **571**
T4009NSPW00 **571**
T4009WFLW00 **571**
T4031ELPTW00 **566**
T4031SPW00 **566**
T4031WFLW00 **566**
T4032ELPTW00 **567**
T4032SPW00 **567**
T4032WFLW00 **567**
T4033ELPTW00 **569**
T4033FLW00 **569**
T4033SPW00 **569**
T4034ELPTW00 **568**
T4034FLW00 **568**
T4034SPW00 **568**
T4036ELPTW00 **570**
T4036NSPW00 **570**
T4036WFLW00 **570**
T4039ELPTW00 **571**
T4039NSPW00 **571**
T4039WFLW00 **571**
T4060ELPTW00 **551**
T4060SPW00 **551**
T4060WFLW00 **551**
T4061ELPTW00 **551**
T4061SPW00 **551**
T4061WFLW00 **551**
T4062ELPTW00 **553**
T4062FLW00 **553**
T4062SPW00 **553**
T4063ELPTW00 **553**
T4063FLW00 **553**
T4063SPW00 **553**
T4064ELPTW00 **555**
T4064NSPW00 **555**
T4064WFLW00 **555**
T4065ELPTW00 **555**
T4065NSPW00 **555**
T4065WFLW00 **555**
T4066ELPTW00 **557**
T4066NSPW00 **557**
T4066WFLW00 **557**
T4067ELPTW00 **557**
T4067NSPW00 **557**
T4067WFLW00 **557**
T4080ELPTW00 **550**
T4080SPW00 **550**
T4080WFLW00 **550**
T4081ELPTW00 **550**
T4081SPW00 **550**
T4081WFLW00 **550**
T4082ELPTW00 **552**
T4082FLW00 **552**
T4082SPW00 **552**
T4083ELPTW00 **552**
T4083FLW00 **552**
T4083SPW00 **552**
T4084ELPTW00 **554**
T4084NSPW00 **554**
T4084WFLW00 **554**
T4085ELPTW00 **554**
T4085NSPW00 **554**
T4085WFLW00 **554**
T4086ELPTW00 **556**
T4086NSPW00 **556**
T4086WFLW00 **556**
T4087ELPTW00 **556**
T4087NSPW00 **556**
T4087WFLW00 **556**
T409903 **571**
T409904 **571**
T409905 **570**
T409906 **570**
T409907 **566**
T409908 **566**
T409911 **575**
T409912 **575**
T409913 **574**
T409914 **574**
T409917 **560**
T409918 **560**
T409919 **559**
T409920 **559**
T409921 **596**
T409922 **596**
T409923 **596**
T409996 **515**
T409998 **515**
T409999 **515**
T4100ELPTW00 **574**
T4100NSPW00 **574**
T4100WFLW00 **574**
T4101ELPTW00 **575**
T4101NSPW00 **575**
T4101WFLW00 **575**
T4110ELPTW00 **574**
T4110NSPW00 **574**
T4110WFLW00 **574**
T4111ELPTW00 **575**
T4111NSPW00 **575**
T4111WFLW00 **575**
T4120ELPTW00 **559**
T4120NSPW00 **559**
T4120WFLW00 **559**
T4121ELPTW00 **560**
T4121NSPW00 **560**
T4121WFLW00 **560**
T4130ELPTW00 **559**
T4130NSPW00 **559**
T4130WFLW00 **559**
T4131ELPTW00 **560**
T4131NSPW00 **560**
T4131WFLW00 **560**
T415000W00 **582**
T415100W00 **582**
T415200W00 **582**
T415300W00 **582**
T415400W00 **583**
T415500W00 **583**
T415600W00 **583**
T415700W00 **583**
T415800W00 **584**
T415900W00 **584**
T416000W00 **584**
T416100W00 **584**
T416700W00 **662**
T416800W00 **662**
T416900W00 **662**
T417000W00 **662**
T417100W00 **656**
T417200W00 **656**
T417300W00 **656**
T417400W00 **596**
T417500W00 **600**
T417600W00 **596**
T417700W00 **600**
T417800W00 **596**
T417900W00 **600**
T418010W00 **702**
T418010W10 **702**
T418039W00 **702**
T418039W10 **702**
T4180ELW00 **702**
T4180ELW10 **702**
T418110W00 **702**
T418110W10 **702**
T418139W00 **702**
T418139W10 **702**
T4181ELW00 **702**
T4181ELW10 **702**
T418200W00 **707**
T418200W10 **707**
T4183ELH00 **697**
T4183ELN00 **697**
T418410W00 **695**
T418423W00 **695**
T4184ELW00 **695**
T418610W00 **709**
T418620W00 **709**
T418640W00 **709**
T418710W00 **709**
T418720W00 **709**
T418740W00 **709**
T418810W00 **531**
T418810W10 **531**
T418839W00 **531**
T418839W10 **531**
T4188ELW00 **531**
T4188ELW10 **531**
T418910W00 **531**
T418910W10 **531**
T418939W00 **531**
T418939W10 **531**
T4189ELW00 **531**
T4189ELW10 **531**
T4190NLW00 **615**
T4190NLW10 **615**
T41911NW00 **612**
T41911NW10 **612**
T41922NW00 **612**
T41922NW10 **612**
T41931LW00 **613**
T41931LW10 **613**
T41941NW00 **612**
T41941NW10 **612**
T41952NW00 **612**
T41952NW10 **612**
T41961LW00 **613**
T41961LW10 **613**
T419700W00 **635**
T419800W00 **711**
T42001ELPTW00 **550**
T42001SPW00 **550**
T42001WFLW00 **550**
T42002ELPTW00 **551**
T42002SPW00 **551**
T42002WFLW00 **551**
T42003ELPTW00 **552**
T42003FLW00 **552**
T42003SPW00 **552**
T42004ELPTW00 **553**
T42004FLW00 **553**
T42004LW00 **609**
T42004LW10 **609**
T42004LW20 **609**
T42004NW00 **609**
T42004NW10 **609**
T42004NW20 **609**
T42004SPW00 **553**
T42005ELPTW00 **554**
T42005NSPW00 **554**
T42005WFLW00 **554**
T42006ELPTW00 **555**
T42006NSPW00 **555**
T42006WFLW00 **555**
T42007ELPTW00 **556**
T42007NSPW00 **556**
T42007WFLW00 **556**
T42008ELPTW00 **557**
T42008NSPW00 **557**
T42008WFLW00 **557**
T42009ELPTW00 **550**
T42009SPW00 **550**
T42009WFLW00 **550**
T42010ELPTW00 **551**
T42010SPW00 **551**
T42010WFLW00 **551**
T42011ELPTW00 **552**
T42011FLW00 **552**
T42011SPW00 **552**
T42012ELPTW00 **553**
T42012FLW00 **553**
T42012LW00 **609**
T42012LW10 **609**
T42012LW20 **609**
T42012NW00 **608**
T42012NW10 **608**
T42012NW20 **608**
T42012SPW00 **553**
T42013ELPTW00 **554**
T42013NSPW00 **554**
T42013WFLW00 **554**
T42014ELPTW00 **555**
T42014NSPW00 **555**
T42014WFLW00 **555**
T42015ELPTW00 **556**
T42015NSPW00 **556**
T42015WFLW00 **556**
T42016ELPTW00 **557**
T42016NSPW00 **557**
T42016WFLW00 **557**
T42017ELPTW00 **559**
T42017NSPW00 **559**
T42017WFLW00 **559**
T42018ELPTW00 **559**
T42018NSPW00 **559**
T42018WFLW00 **559**
T42019ELPTW00 **560**
T42019NSPW00 **560**
T42019WFLW00 **560**
T4201NLW00 **608**
T4201NLW10 **608**
T4201NLW20 **608**
T42020ELPTW00 **560**
T42020NSPW00 **560**
T42020WFLW00 **560**
T42021LW00 **608**
T42021LW10 **608**
T42021LW20 **608**
T42021NW00 **608**
T42021NW10 **608**
T42021NW20 **608**
T42104LW00 **609**
T42104LW10 **609**
T42104LW20 **609**
T42104NW00 **609**
T42104NW10 **609**
T42104NW20 **609**
T42112LW00 **609**
T42112LW10 **609**
T42112LW20 **609**
T42112NW00 **608**
T42112NW10 **608**
T42112NW20 **608**
T4211NLW00 **608**
T4211NLW10 **608**
T4211NLW20 **608**
T42121LW00 **608**
T42121LW10 **608**
T42121LW20 **608**
T42121NW00 **608**
T42121NW10 **608**
T42121NW20 **608**
T430010W00 **500**
T430025W00 **500**
T4300ELW00 **500**
T430110W00 **500**
T430125W00 **500**
T4301ELW00 **500**
T430210W00 **500**
T430225W00 **500**
T4302ELW00 **500**
T430310W00 **500**
T430325W00 **500**
T4303ELW00 **500**
T430418W10 **540**
T430418W20 **540**
T430434W10 **540**
T430434W20 **540**
T430518W10 **540**
T430518W20 **540**
T430534W10 **540**
T430534W20 **540**
T430600010 **540**
T430600020 **540**
T430700000 **540**
T430801 **500**
T430802 **500**
T430803 **500**
T430804 **500**
T4314FLW10 **540**
T4314FLW20 **540**
T4314WFLW10 **540**
T4314WFLW20 **540**
T440000W00 **635**
T440100W00 **635**
T7633ELPTW00 **527**
T7633FLW00 **527**
T7633SPW00 **527**

Artemide®

Headquarters

Artemide S.p.A.
Via Bergamo, 18
20010 Pregnana Milanese (MI), Italy
Tel. +39 02 93518.1 - 93526.1
Numero verde 800 834 093
(from Italy only)
info@artemide.com
www.artemide.com

Communication and Marketing Department

Via Canova, 34
20145 Milan (MI), Italy
Tel. +39 02.349611
communication@artemide.com
www.artemide.com

For information regarding distributors and points of sale in countries not listed in these pages, please visit our website artemide.com or email: info@artemide.com

Italy

Head office:
Artemide Italia s.r.l.
Via Bergamo 18
20010 Pregnana Milanese (MI)
Tel. +39 02 93518 1
Tel. +39 02 93526 1
Numero Verde 800 834 093
artemideitalia@artemide.com

Milano Monforte Showroom:
Corso Monforte 19, 20122 Milano
Tel. +39 02 76006930
Tel. +39 02 794039
monforte@artemide.com

Milano Manzoni Showroom:
Via Manzoni 12, 20121 Milano
Tel. +39 02 778712201
Tel. +39 02 778712202
manzoni@artemide.com

Milano Danese Showroom:
Piazza San Nazaro in Brolo 15,
20122 Milano
Tel. +39 02 58304150
showroomdanese@artemide.com

Roma Margutta Showroom:
Via Margutta 107, 00187 Roma
Tel. +39 06 36001802
Tel. +39 06 36001808
margutta@artemide.com

Treviso Showroom:
Via Campana 47
ang. Piazza San Francesco,
31100 Treviso
Tel. +39 0422 410115
treviso@artemide.com

Milano Lighting Consultancy Center:
Via Manzoni 12, 20121 Milano
Tel. +39 02 778712201
Tel. +39 02 778712202
manzonilighting@artemide.com

Roma Lighting Consultancy Center:
Via Pisanelli 1, 00196 Roma
Tel. +39 06 94537550
pisanelli@artemide.com

Europe

Albania

Principal dealer:
A Bi Esse
Superstrada Tirane-Durres km 6
Yrshek, Tirane
Tel. +355 48 200416
info@abiesse.al

Austria

Head office and Showroom:
Artemide Handelsgesellschaft mbH
Gonzagagasse 1 / Morzinplatz
1010 Wien
Tel. +43 01 803 21 82
info@artemide.at

Azerbaijan

Principal dealer:
Studio 151
Port Baku Residence
Uzeyir Hacibeyov str. 151, 1001 Baku
Tel. +994 12 599 2040/41
studio151@office.az

Benelux (Belgium/Holland/Luxemburg)

Head office:
Horas S.A.
Beemdstraat 25
1601 Ruisbroek, Belgium
Tel. +32 02 334 84 50
artemide_benelux@artemide.com

Brussels showroom and Lighting Consultancy Center:
Chaussée de Waterloo 410
1050 Brussels - Belgium
Tel. +32 02 534 03 67
artemide.brussels@skynet.be

Amsterdam showroom and Lighting Consultancy Center:
Hobbemakade 89,
1071 XR Amsterdam Holland
Tel. +31 20 4702668
artemide.amsterdam@artemide.nl

Bosnia and Herzegovina

Sales Offices:
Artemide S.p.A.
Via Bergamo, 18
Tel. +39 02 93518 1
Tel. +39 02 93526 1
info@artemide.com

Bulgaria

Sales Offices:
Artemide S.p.A.
Via Bergamo, 18
Tel. +39 02 93518 1
Tel. +39 02 93526 1
info@artemide.com

Czech Republic

Principal dealer:

Selene spol. s.r.o.
Neumannova 161, 383 01 Prachatice
Tel. +420 388 310 326
selene@iol.cz

Showroom:

Myslikova 9
Praha 1 110 00

Showroom:

Sazavska 32
Vinohrady 120 000 Praha 2

Cyprus

Sales Offices:

Artemide Hellas S.A.
34, Solonos St.
106 73 Athens
Tel. +30 210 3646770
info@artemide.gr

Croatia

Sales Offices:

Artemide S.p.A.
Via Bergamo, 18
Tel. +39 02 93518 1
Tel. +39 02 93526 1
info@artemide.com

Denmark

Head Office & Showroom:

Artemide Scandinavia A/S
Skudehavnsvej 5
DK-2150 Copenhagen
Tel. +45 7020 1700
info@artemide.dk

Estonia

Principal dealer:

Laterna Magica
Kreutzwaldi 8, 10124 Tallin
Tel. +372 6466 994
info@laterna.ee

France

Head Office and Showroom:

Artemide France S.A.S.
52, avenue Daumesnil, 75012 Paris
Tel. +33 01 43 44 44 44
artemide@artemide.fr

Finland

Head Office:

Artemide Scandinavia A/S
Skudehavnsvej 5
DK-2150 Copenhagen
Tel. +45 7020 1700
info@artemide.dk

Germany

Head office and Showroom:

Artemide GmbH
Hans-Böckler-Straße 2
58730 Fröndenberg
Tel. +49 02373 975 0
info@artemide.de

München Office:

Luise-Ullrich-Straße 20,
80636 München
Tel. +49 089 70065198
muenchen@artemide.de

Frankfurt Showroom:

Baseler Straße 10,
60329 Frankfurt
Tel. +49 069 3399 5690
frankfurt@artemide.de

Greece

Head office:

Artemide Hellas S.A.
34, Solonos St.
106 73 Athens
Tel. +30 210 3646770
info@artemide.gr

North Greece Branch Offices & Showroom

92, G. Papandreou St.
546 65 Thessaloniki
Tel. +30 2310 403934
thessaloniki@artemide.gr

Hungary

Principal dealer and Showroom:

Rio Lámpastúdió Kft.
Ráday u. 45.
H-1092 Budapest
Tel. +36 1 323 1637
rio@lampastudio.hu

Ireland

Sales Offices:

Artemide GB Ltd.
Tel. +44 20 7631 5200
info@artemide.co.uk

Kosovo

Principal dealer:

Light House Studio
Veternik nn, 1000 Prishtine
Tel. +386 43 733 333
info@lighthouse-kos.com

Latvia

Principal dealer:

Trentini Group
Lacplesa iela 101, 1011 Riga
Tel. +371 678 70890
info@artemide.lv

Lithuania

Principal dealer:

Delight LT UAB, Vytenyo 13
03112 Lituania
Tel. +370 5 2104218
info@delight.lt

Malta

Sales Offices:

Artemide Italia s.r.l.
Tel. +39 02 93518 1
Tel. +39 02 93526 1
info@artemide.com

Montenegro

Principal dealer:

Artefacto + Design Center
Bulevar Svetog Petra Cetinjskog,
Ulica 2
81000 Podgorica
Tel. +382 20 220-597
info@artefactoplus.me

Norway

Distributor:

Limelight AS
Sandakerveien 24C, inng. D9
No-0473 Oslo
Tel. +47 4000 1589
info@limelight.no

Poland

Head Office:

Artemide Dystrybucja Polska sp. z o.o.
Ul. Saperow 4, 82-300 Elblag
Tel. +48 55 236 11 85
info@liralighting.pl

Showroom:

Ul. Rydygiera 8, Warsaw

Portugal

Distributor:

Fluxograma S.A.
Rua da Garagem nº3
2794-021 Carnaxide
Tel. +351 214 257 500
fluxograma@fluxograma.com

Romania

Principal dealer:

Helios pls
Heliade intre Vii, nr 8, Etaj 2
023383 Bucarest

Russia

Head office:

Artemide Agency OOO
Bolshoj Zlatoustinskij Pereulok,
Bldg 1, office 100, 101000 Moscow
Tel. +7 495 984 2238
info@artemide-agency.ru

Serbia

Sales Offices:

Artemide S.p.A.
Via Bergamo, 18
Tel. +39 02 93518 1
Tel. +39 02 93526 1
info@artemide.com

Slovakia

Principal dealer:

Akl s.r.o.
Vietnamská 45, 82104 Bratislava
Tel. +421 907 767 008
info@aklsro.sk

Slovenia

Principal dealer:

Arcadia
Šmartinska 152 / hala E, 1000
Ljubljana
Tel. +386 1 423 30 25
Tel. +386 1 423 40 25
info@arcadia-svetila.si

Spain

Head office:

Artemide S.A.
C/Vico, 12-18 bajos, 08021
Barcelona
Tel. +34 093 478 3911
artemide@artemide.es

Sweden

Head office:

Artemide Scandinavia A/S
Skudehavnsvej 5
DK-2150 Copenhagen
Tel. +45 7020 1700
info@artemide.dk

Switzerland

Head office and Showroom:

Artemide Illuminazione S.A.
Bärengasse 16, 8001 Zürich
Tel. +41 043 268 2727
info@artemide.ch

Turkey

Principal dealer:

Oztas Aydinlatma
Yskender Cad., 24
34420 Istanbul - Sishane
Tel. +90 212 237 52 36
info@oztasaydinlatma.com

United Kingdom

Head office, Showroom and Lighting Consultancy Center:

Artemide GB Ltd.
106 Great Russell Street
London WC1B 3NB
Tel. +44 20 7631 5200
info@artemide.co.uk

Artemide®

America

Canada

Head office:

Artemide Ltée/Ltd.
11105, rue Renaude Lapointe
Montréal, Québec H1J 2T4
Tel. +1 514 323 6537
Toll free +1 888 777 2783
infocanada@artemide.net
www.artemide.net

Flagship Store:

Toronto, ON
5 Mill Street
Toronto, Ontario M5A 3R6
Tel. +1 416 628 6718
toronto@artemide.net

Sales offices:
Montréal, QC
Tel. +1 514 323 6537
montreal@artemide.net
Toronto, ON
Tel. +1 416 628 6718
toronto@artemide.net

U.S.A.

Headquarters:

Artemide, Inc.
250 Karin Lane
Hicksville, NY 11801
Tel. +1 631 694 9292
Toll free +1 877 Art 9111
infousa@artemide.net
www.artemide.net

Flagship stores:

Chicago, IL
351 W Hubbard street
Chicago, IL 60654
Tel. +1 312 475 0100
chicago@artemide.net

Los Angeles, CA
9006 Beverly Boulevard
West Hollywood, CA 90048
Tel. +1 310 888 4099
losangeles@artemide.net

New York, NY
46 Greene Street
New York, NY 10013
Tel. +1 212 925 1588
newyork@artemide.net

Sales offices:

Denver, CO
351 W Hubbard street
Chicago, IL 60654
Tel. +1 877 278 9111
denver@artemide.net

Chicago, IL
Tel. +1 312 475 0100
chicago@artemide.net

Los Angeles, CA
Tel. +1 310 888 4099
losangeles@artemide.net

Miami, FL
Tel. +1 305 444 5800
miami@artemide.net

New York, NY
Tel. +1 212 925 1588
newyork@artemide.net

Central & South America

Argentina

Distributor:
Head Office & Showroom:

Edimetra S.A.
Paraguay 792 3° Piso
1057 Buenos Aires
Tel. +54 11 4312-2590
info@artemide.com.ar

Bolivia

Showroom:

Studio Tessuto
Local 103, Urubó Business Center
Santa Cruz, Bolivia
Tel: +591 3 321 6313
info@studiotessuto.com

Brasil

Distributor:
Head Office & Showroom:

Cynthron
Rua do Rócio, 423, 18° andar,
Vila Olimpia
04552 000, São Paulo
Tel. +55 11 3846 8100
cynthron@cynthron.com.br

Chile

Showroom:

Interdesign
Isidora Goyenechea 3200
Las Condes, Santiago
Tel. +56 2 22314114
info@interdesign.cl

Colombia

Showroom:

Q Design Home
Cra. 11 No, 93-A-08 Local 2
Bogota, Colombia
Tel +05 1 8052666
www.qdesignhome.com

Dominican Republic

Distributor:

Spazio di Casa
Ave. Max Henriquez Ureña No.17
Ensanche Naco, Santo Domingo
Tel. +1 809 368 2001
info@spaziodicasa.com

Ecuador

Showroom:

Integral Iluminacion
Km. 2.5 Via Samborondon Tornero 3
Mz. Solar 5, Guayaquil-Ecuador
Tel. +593 4 6000 622
info@integral.com.ec
www.integral.com.ec

Nicaragua

Showroom:

Michel Pierson
Edificio CAR 3, 2da planta
Planes de Altamira
Managua, Nicaragua
Tel. +505 2299 3936 / 2299 3937
www.michelpierson.com.ni

Mexico

Distributor:
Head Office, Showroom & Customer Service:

Scultura Luminosa
Suderman #246, Col. Chapultepec Morales
Mexico D.F. 11570
Tel. +52 55 5250 2661
info@artemide.mx

Panama

Showrooms:

Idea Design Center
Av. Samuel Lewis con Calle 59
Kenex plaza, Obarrio,
Panama City - Rep. de Panama
Tel. +507 216 90 67
info@ideapanama.com

Lumicentro
Ave. Justo Arosemena,
Esquina Calle 33
Ave. Ecuador. Edificio Lumicentro
Apartado 0816-01064
Panama City - Rep. de Panama
Tel. +507 300 2400
info@lumicentro.com

Peru

Showroom:

Hilite
Av. Los Conquistadores 575
San Isidro - Perù
Tel. +511 422 9123
ventas@hiliteperu.com

Uruguay

Showroom:

TRIOS Lighting
Luis de la Torre 593b
Montevideo - Uruguay
Tel. +598 2711 9260
info@trioslighting.com

Venezuela

Showroom:

Iluminación HELIOS
Av. San Felipe, Centro Coinasa,
Mezzanina La Castellana,
Caracas 1060 - Venezuela
Tel. +58 212 265 58 83
informacion@helios.com.ve

For information regarding distributors and points of sale for Central & South American countries not listed above, please email:
infolatam@artemide.net

Asia / Oceania

Australia

Head office and Showroom:
Adelaide
Ornare Imports Pty. Ltd.
28 Fullarton Rd, Norwood SA 5067
Tel. +61 08 8362 3029
info@artemide.com.au
www.artemide.com

Office and Showrooms:
Sydney
504-508 Cleveland St.
Surry Hills NSW 2010
Tel. +61 02 9699 8472
sydney@artemide.com.au

Melbourne
46-48 Rathdowne St.
Carlton VIC 3053
Tel. +61 03 9349 3310
melbourne@artemide.com.au

China

Head office:
Artemide Trading
(Shanghai) Co., Ltd.
Room 1907, 19/F, New Hualian
Mansion, East Wing,
755 Middle Huai
Hai Road, Huang Pu District,
Shanghai
Tel. +86 21 6448 3650
info@artemide.cn

Affiliated Showrooms:
Beijing
Unit 1-B-20, International Furniture,
Hall 1, Easy Home, No. 65 North 4th
Ring Road, Chaoyang District,
Beijing
Tel. +86 010 8463 6098
jinhongshijia@126.com

A81112, 1st Floor, Red Star Macalline
N°.193 East 4th Ring Road
Chaoyang District, Beijing
Tel. +86 010 8511 8718

Hong Kong and Macao

Head Office:
Artemide Ltd.
Unit 1303, 13/F, Ruttonjee House
Ruttonjee Centre, 11 Duddell Street
Central, Hong Kong
Tel. +852 2523 0050
info@artemide.com.hk

Showroom:
Shop 102-103, Ruttonjee Centre,
11 Duddell Street,
Central, Hong Kong
Tel. +852 2523 0333

India

Head office:
Artemide Lighting India Pvt. Ltd.
Unit N°. 5, 2nd floor, Raghuvanshi
Mills Compound, Senapati Bapat
Marg, Lower Parel, Mumbai
400013, Maharashtra
Tel. +91 22 61774800
Tel. +91 9953554435
info@artemide.in
anindya@artemide.in

Region: West
Showroom and Registered Office:
Unit N°. 5, 2nd floor, Raghuvanshi
Mills Compound, Senapati Bapat
Marg, Lower Parel, Mumbai
400013, Maharashtra
Tel. +91 9920628841
Tel. +91 22 61774800
pramod.tambe@artemide.in
anindya@artemide.in
arun.khattri@artemide.in

Region: South
Tel. +91 9312829394
Tel. +91 9538998132
arun.khattri@artemide.in
ravi@artemide.in

Region: Delhi NCR
Showroom:
N°.5, Retreat Farms, Khullar Farms,
Ashok Lane, Mandi Road, Mehrauli
New Delhi - 110030
Tel. +91 9811163966
Tel. +91 9810945899
Tel. +91 8447147522
ashwani.gupta@artemide.in
dheeraj.kapoor@artemide.in
sumit@artemide.in

Region: North
Tel. +91 9811163966
Tel. +91 9810945899
ashwani.gupta@artemide.in
dheeraj.kapoor@artemide.in

Region: East
Tel. +91 9312829394
Tel. +91 9811163966
arun.khattri@artemide.in
ashwani.gupta@artemide.in

Indonesia

Sales Offices:
Artemide Ltd.
Tel. +852 2523 0050
info@artemide.com.hk

Japan

Head office:
Artemide Japan K.K.
#2013 1-41-7 Tomigaya Shibuya-ku
151-0063 Tokyo Japan
Tel. +81 3 5738 7410
info@artemide.co.jp

Malaysia

Distributor:
Lightcraft (KL) Sdn Bhd
145-5&6, Jalan Sungai Besi,
57100 Kuala Lumpur, Malaysia
Tel. +603 9222 4219
info@lightcraft.com.my

New Zealand

Distributor:
ECC Lighting
39 Nugent Street, Auckland
Tel. +64 9 379 9680
info@ecc.co.nz

61 Thorndon Quay
Tel. +64 4 473 3456
Wellington
info@ecc.co.nz

Philippines

Sales Offices:
Artemide Ltd.
Tel. +852 2523 0050
info@artemide.com.hk

Singapore

Distributor:
Million Lighting Co Pte Ltd
203 Kallang Bahru
Million Building, Singapore 339340
Tel. +65 6743 2033
enquiry@millionlighting.com
showrooms@millionlighting.com
www.millionlighting.com

South Korea

Distributor:
Duomo & Co.
735, Nonhyun-ro, Gangnam-gu
Seoul, Korea
Tel. +82 2 516 7083
info@duomokorea.com
www.duomokorea.com

Thailand

Sales Offices:
Artemide Ltd.
Tel. +852 2523 0050
info@artemide.com.hk

Taiwan

Distributor:
Mithus Co. Ltd.
4F, No. 236, Liancheng Rd.,
Zhonghe Dist. New Taipei City
23553, Taiwan
Tel. +886 2 2221 1668
allen.chang@bravocasa.com.tw
www.mithus.tw

Vietnam

Distributor:
Cao Tran Co., Ltd
23 Tran Phu, P.4-Q.5
Ho Chi Minh City, Vietnam
Tel. +84 8 3833 3334
caotran@cara.com.vn
www.cara.com.vn

Middle East & Africa

Head office & Showroom:
Artemide Middle-East
Dubai Design District (D3)
Building 6 - 3rd Floor - Offices A307
Dubai, UAE
Tel. +971 4 425 0213
info@artemide.ae

For information regarding distributors and points of sale for Middle East & Africa countries, please email:
info@artemide.ae

© Artemide S.p.A.

Art direction & editing
Studio de Bevilacqua
Carlotta de Bevilacqua
with
Ippolita Ciampini
Diego Martinelli
Alessandra De Vecchi
Sara Riva

Artemide Research & Innovation
Fabio Zanola

Image editing
and 3D visualization
Paola Monaco di Arianello
Simone Fantoni
Alessandro Peccati

Still lifes
Jean Pierre Maurer
Manuel Maurer
Gio Pini
Federico Villa
Miro Zagnoli
Michele Nastasi

Prepress
Actualtype s.r.l.

Press
Rotolito Lombarda

MISTO
Carta da fonti gestite in maniera responsabile
FSC® C005461

Compasso D'oro
1967-1989-1994-2004

Winner European
Design Prize '97

ISO 9001:2008

ISO 14001:2004

BILAN CARBONE®

CTF STAGE2
ISO 17025

Artemide S.p.A.
reserves the right to change, at any time
and without prior warning, the technical
specifications of any product illustrated
in this catalogue.

www.artemide.com